

AOS-W 3.4.1 MIB



Copyright

© 2009 Alcatel-Lucent. All rights reserved.
Specifications in this manual are subject to change without notice.
Originated in the USA.

AOS-W, Alcatel 4308, Alcatel 4324, Alcatel 6000, Alcatel 41, Alcatel 60/61/65, Alcatel 70, and Alcatel 80 are trademarks of Alcatel-Lucent in the United States and certain other countries.

Any other trademarks appearing in this manual are the property of their respective companies.

Legal Notice

The use of Alcatel-Lucent switching platforms and software, by all individuals or corporations, to terminate Cisco or Nortel VPN client devices constitutes complete acceptance of liability by that individual or corporation for this action and indemnifies, in full, Alcatel-Lucent from any and all legal actions that might be taken against it with respect to infringement of copyright on behalf of Cisco Systems or Nortel Networks."



www.alcatel-lucent.com
26801 West Agoura Road
Calabasas, CA 91301

Preface	An Overview of This Manual	13
	Contents	13
	Related Documents	14
	Text Conventions	14
	Frequently Used Acronyms	15
	Contacting Alcatel-Lucent	17
Chapter 1	MIBs Overview	19
	MIBs	19
	SNMP	20
	Traps	21
Chapter 2	Using MIBs	23
	Downloading MIB Files	23
	Monitoring WLAN Health	23
	Reading MIB Files	28
	SNMP File	32
	HP OpenView	33
	MIB Limitations	33
Chapter 3	AP and AM	35
	wlsrEnterpriseMibModules	37
	wlsrConfigTable	37
	wlsrChannelStatsTable	38
	wlsrChannelRateStatsTable	42
	wlsrChannelDATypeStatsTable	47
	wlsrChannelFrameTypeStatsTable	48
	wlsrChannelPktSizeStatsTable	50
	wlsrStaStatsTable	51
	wlsrStaRateStatsTable	57
	wlsrStaDATypeStatsTable	66
	wlsrStaFrameTypeStatsTable	68
	wlsrStaPktSizeStatsTable	71
	wlsrAirMonitorApListTable	74
	wlsrTrapObjectsGroup	76
	wlsrTrapsGroup	80
Chapter 4	Authentication	89
	wlsxAuthenticationServerTable	90
	wlsxPortalServerTable	93
	wlsxLdapServerStateTable	95

Chapter 5	Controller Transport Service	97
	wlsxCtsRequestTable	98
Chapter 6	External Services Interface	101
	wlsxESIServerTable	102
Chapter 7	IF External	105
	wlsxIfExtMIB	105
	wlsxIfExtPortTable	106
	wlsxIfExtVLANTable	112
	wlsxIfExtVLANMemberTable	113
	wlsxIfExtVLANInterfaceTable	114
Chapter 8	Mesh	119
	wlsxMeshNodeTotal	120
	wlsxMeshNodeTable	120
Chapter 9	Mobility	123
	wlsxMobilityDomainTable	124
	wlsxMobilityHomeAgentTable	125
	wlsxMobilityHostTable	127
	wlsxMobilityProxyStatsGroup	129
	wlsxMobilityProxyDHCPStats Group	131
	wlsxMobilityHARStats Group	133
	wlsxMobilityFAStats Group	136
	wlsxMobilityHAFARevocationStats Group	138
Chapter 10	Monitor	141
	wlsxMonAPStatsTable	143
	wlsxMonAPRateStatsTable	149
	wlsxMonAPDATypeStatsTable	155
	wlsxMonAPFrameTypeStatsTable	157
	wlsxMonAPPktSizeStatsTable	158
	wlsxMonAPHTRateStatsTable	159
	wlsxMonStationStatsTable	161
	wlsxMonStaRateStatsTable	167
	wlsxMonStaDATypeStatsTable	178
	wlsxMonStaFrameTypeStatsTable	180
	wlsxMonStaPktSizeStatsTable	183
	wlsxMonAPIInfoTable	186
	wlsxMonStationInfoTable	190
	wlsxMonEventCountTable	193
	wlsxMonStationHTRateStatsTable	194
Chapter 11	Signal Noise Ratio	197
	wlsxAPSnrTable	198
	wlsxStaSnrTable	200
	wlsxAPSnrBSSIDTable	201

	wlsxStaSnrPhyTable	203
Chapter 12	Switch	205
	wlsxSystemXGroup	206
	wlsxSwitchListTable	208
	wlsxSwitchLicenseTable	209
	wlsxSysXProcessorTable	211
	wlsxSysXStorageTable	212
	wlsxSysXMemoryTable	213
	wlsxSwitchUserTable	215
	wlsxSwitchUser6Table	218
	wlsxSwitchStationMgmtTable	222
	wlsxSwitchStationStatsTable	225
	wlsxAccessPointInfoGroup	227
	wlsxSwitchAccessPointTable	228
	wlsxSwitchGlobalAPTable	232
	wlsxSwitchAccessPointStatsTable	234
	wlsxSwitchTraps Group	238
	Switch Traps–Notifications	244
	Platform Traps	247
	IPv6 Authentication Traps	251
Chapter 13	System External	253
	wlsxSystemExtMIB	254
	wlsxSysExtProcessorTable	258
	wlsxSysExtStorageTable	259
	wlsxSysExtMemoryTable	261
	wlsxSysExtCardTable	262
	wlsxSysExtFanTable	265
	wlsxSysExtPowerSupplyTable	266
	wlsxSysExtSwitchListTable	267
	wlsxSysExtSwitchLicenseTable	269
	wlsxSysExtStorageTable	271
	wlsxSystemExtTableGenNumberGroup	274
Chapter 14	Textual Conventions	277
Chapter 15	Traps	293
	Trap Hierarchy	293
	Supported TRAP Information	294
Chapter 16	User	351
	wlsxTotalNumOfUsers	352
	wlsxUserTable	352
	wlsxUserSessionTimeTable	362
	wlsxUserStatsGroup	363
Chapter 17	User6	365

	wlsxUser6AllInfoGroup	366
	wlsxUser6Table	366
	wlsxUser6SessionTimeTable	375
Chapter 18	Voice	377
	wlsxVoiceCdrTotal	379
	wlsxVoiceCdrTable	379
	Voice Call Center Group	384
	wlsxVoiceClientTotal	388
	wlsxVoiceClientTable	388
	wlsxVoiceAPBssidTotal	390
	wlsxVoiceAPBssidTable	390
Chapter 19	WLAN	397
	wlsxWlanAPGroupTable	400
	wlsxWlanAPTable	401
	wlsxWlanRadioTable	409
	wlsxWlanAPBssidTable	413
	wlsxWlanESSIDTable	418
	wlsxWlanESSIDVLANPoolTable	420
	wlsxWlanStationTable	421
	wlsxWlanAPStatsTable	425
	wlsxWlanAPRateStatsTable	432
	wlsxWlanAPDTypeStatsTable	456
	wlsxWlanAPFrameTypeStatsTable	458
	wlsxWlanAPPktSizeStatsTable	459
	wlsxWlanAPChStatsTable	461
	wlsxWlanStationStatsTable	467
	wlsxWlanStaRateStatsTable	474
	wlsxWlanStaDTypeStatsTable	484
	wlsxWlanStaFrameTypeStatsTable	485
	wlsxWlanStaPktSizeStatsTable	488
Chapter 20	AMAP Protocol	493
	aipGMAPconfig	494
	aipGMAPTable	496
	aipAMAPconfig	498
	aipAMAPportConnectionTable	500
	aipAMAPhostsTable	503
	aipAMAPTraps-0	504
	aipGMAPTraps-0	505
Chapter 21	SNMP MIBs Reference	507

Table 1	Text Conventions Used in this Manual	14
Table 2	Frequently Used Acronyms	15
Table 3	MIB Node Identification - Alcatel-Lucent and Alcatel enterprise nodes	19
Table 4	MIB Keywords	21
Table 5	Limitations and Constraints	33
Table 6	AP Tables	37
Table 7	wlsrConfigTable OIDs	37
Table 8	wlsrChannelStatsTable OIDs	38
Table 9	wlsrChannelRateStatsTable OIDs	42
Table 10	wlsrChannelDATypeStatsTable OIDs	47
Table 11	wlsrChannelFrameTypeStatsTable OIDs	48
Table 12	wlsrChannelPktSizeStatsTable OIDs	50
Table 13	wlsrStaStatsTable OIDs	51
Table 14	wlsrStaRateStatsTable OIDs	57
Table 15	wlsrStaDATypeStatsTable OIDs	66
Table 16	wlsrStaFrameTypeStatsTable OIDs	68
Table 17	wlsrStaPktSizeStatsTable OIDs	71
Table 18	wlsrAirMonitorApListTable OIDs	74
Table 19	wlsrTrapsGroup OIDs	76
Table 20	wlsrTrapsGroup OIDs	80
Table 21	Authentication MIB Tables	90
Table 22	wlsxAuthenticationServerTable OIDs	90
Table 23	wlsxPortalServerTable OIDs	93
Table 24	wlsxLdapServerStateTable	95
Table 25	CTS MIB Tables	97
Table 26	wlsxCtsRequestTable OIDs	98
Table 27	ESI MIB Tables	101
Table 28	wlsxESIServerTable OIDs	102
Table 29	IF EXT Tables	105
Table 30	wlsxIfExtPortTable OIDs	106
Table 31	wlsxIfExtVLANTable OIDs	112
Table 32	wlsxIfExtVLANMemberTable OIDs	113
Table 33	wlsxIfExtVLANInterfaceTable OIDs118	114
Table 34	Mesh MIB Tables	119
Table 35	Mesh Node Table OIDs	120
Table 36	Mobility Objects	124
Table 37	wlsxMobilityDomainTable OIDs	124
Table 38	wlsxMobilityHomeAgentTable OIDs	125
Table 39	wlsxMobilityHostTable OIDs	127
Table 40	wlsxMobilityProxyStats OIDs	129
Table 41	wlsxMobilityProxyDHCPStats	131
Table 42	wlsxMobilityHARStats OIDs	133
Table 43	wlsxMobilityFAStats OIDs	136
Table 44	wlsxMobilityHAFARevocationStats	138

Table 45	Monitor MIB Tables	143
Table 46	wlsxMonApStatsTable OIDs	143
Table 47	wlsxMonAPRateStatsTable OIDs	149
Table 48	wlsxMonAPDTypeStatsTable OIDs	155
Table 49	MonStationStats Table	161
Table 50	wlsxMonStaRateStatsTable OIDs	167
Table 51	MonStaDTypeStatsTable OIDs	178
Table 52	MonStaFrameTypeStatsTable OIDs	180
Table 53	wlsxMonStaPktSizeStatsTable OIDs	183
Table 54	wlsxMonAPInfoTable OIDs	186
Table 55	wlsxMonStationInfoTable OIDs	190
Table 56	wlsxMonEventCountTable OIDs	193
Table 57	wlsxMonStationHTRateStatsTable OIDs	194
Table 58	SNR Tables	198
Table 59	wlsxAPSnrTable OIDs	198
Table 60	wlsxStaSnrTable OIDs	200
Table 61	wlsxAPSnrBSSIDTable	201
Table 62	wlsxStaSnrPhyTable OIDs	203
Table 63	System X Group MIB Objects	205
Table 64	wlsxSystemXGroup OIDs	206
Table 65	wlsxSwitchListTable OIDs	208
Table 66	wlsxSwitchLicenseTable OIDs	209
Table 67	wlsxSysXProcessorTable OIDs	211
Table 68	wlsxSysXStorageTable OIDs	212
Table 69	wlsxSysXMemoryTable OIDs	213
Table 70	wlsxSwitchUserTable OIDs	215
Table 71	wlsxSwitchUser6Table OIDs	218
Table 72	wlsxSwitchStationMgmtTable OIDs	222
Table 73	wlsxSwitchStationStatsTable OIDs	225
Table 74	wlsxAccessPointInfoGroup OIDs	227
Table 75	wlsxSwitchAccessPointTable OIDs	228
Table 76	wlsxSwitchGlobalAPTable OIDs	232
Table 77	wlsxSwitchAccessPointStatsTable OIDs	234
Table 78	wlsxSwitchTraps OIDs	238
Table 79	Switch Trap Notification OIDs	244
Table 80	System External Group Tables	254
Table 81	wlsxSysExtProcessorTable OIDs	258
Table 82	wlsxSysExtStorageTable OIDs	259
Table 83	wlsxSysExtCardTable	262
Table 84	wlsxSysExtFanTable OID	265
Table 85	wlsxSysExtPowerSupplyTable	266
Table 86	wlsxSysExtSwitchListTable OIDs	267
Table 87	wlsxSysExtSwitchLicenseTable OIDs	269
Table 88	wlsxSysExtStorageTable OIDs	271
Table 89	wlsxSysExtMemoryTable OIDs	273
Table 90	wlsxSystemExtTableGenNumberGroup OIDs	274
Table 91	wlsxTraps Object Group OIDs	295
Table 92	wlsx Trap Definitions Group OIDs	314
Table 93	User MIB Tables	351
Table 94	wlsxUserTable OIDs	352

Table 95	wlsxUserSessionTimeTable OIDs	362
Table 96	wlsxUserStatsGroup OIDs	363
Table 97	User6 MIB Tables	365
Table 98	wlsxUser6AllInfoGroup Objects	366
Table 99	wlsxUser6SessionTimeTable OIDs	375
Table 100	Voice MIB Objects	378
Table 101	wlxs Voice CDR Table OIDs	379
Table 102	Voice Call Center OIDs	384
Table 103	wlsx Voice Client Table OIDs	388
Table 104	wlsxVoiceAPBssidTable OIDs	390
Table 105	WLAN MIB Tables	399
Table 106	wlsxWlanMIB OIDs	400
Table 107	wlsxWlanAPGroupTable OIDs	400
Table 108	wlsxWlanAPTable OIDs	401
Table 109	wlsxWlanRadioTable OIDs	409
Table 110	wlsxWlanAPBssidTable OIDs	413
Table 111	wlsxWlanESSIDTableOBJECT OIDs	418
Table 112	wlsxWlanESSIDVLANPoolTable OIDs	420
Table 113	wlsxWlanStationTable OIDs	421
Table 114	wlsxWlanAPStatsTable OIDs	425
Table 115	wlsxWlanAPRateStatsTable OIDs	432
Table 116	wlsxWlanAPDATypeStatsTable OIDs	456
Table 117	wlsxWlanAPFrameTypeStatsTable OIDs	458
Table 118	wlsxWlanAPPktSizeStatsTable OIDs	459
Table 119	wlsxWlanAPChStatsTable OIDs	461
Table 120	wlsxWlanStationStatsTable OIDs	467
Table 121	wlsxWlanStaRateStatsTable OIDs	474
Table 122	wlsxWlanStaDATypeStatsTable OIDs	484
Table 123	wlsxWlanStaFrameTypeStatsTable OIDs	485
Table 124	wlsxWlanStaPktSizeStatsTable OIDs	488
Table 125	alcatelIND1InterSwitchProtocolMIB Objects and Tables	494
Table 126	aipGMAPconfig OIDs	494
Table 127	aipGMAPTable OIDs	496
Table 128	aipAMAPconfig OIDs	498
Table 129	aipAMAPportConnectionTable OIDs	500
Table 130	aipAMAPhostsTable OIDs	503
Table 131	aipAMAPTraps OIDs	504
Table 132	aipGMAPTraps OIDs	505
Table 133	SNMP sysObjectIDs for Alcatel-Lucent products	507
Table 134	SNMP OIDs for Alcatel-Lucent Enterprise MIB modules	508
Table 135	SNMP OIDs for Alcatel AMAP MIB objects	555

Figure 1	High-Level MIB Hierarchy	20
Figure 2	CLI Interface	24
Figure 3	Graphical User Interface	24
Figure 4	CTS OIDs Relative to Alcatel-Lucent	32
Figure 5	Access Point Air Module Hierarchy	36
Figure 6	Authorization Hierarchy	89
Figure 7	CTS MIB Hierarchy	97
Figure 8	ESI Hierarchy	101
Figure 9	IF EXT Hierarchy	105
Figure 10	Mesh Hierarchy	119
Figure 11	Mobility Hierarchy	123
Figure 12	Monitor Hierarchy	142
Figure 13	SNR Hierarchy	197
Figure 14	Switch Hierarchy	205
Figure 15	Stem Ext Hierarchy	253
Figure 16	Trap Hierarchy	293
Figure 17	User Hierarchy	351
Figure 18	User6 Hierarchy	365
Figure 19	Voice Hierarchy	378
Figure 20	WLAN Hierarchy	398
Figure 21	AMAP Hierarchy	493

An Overview of This Manual

This manual is for network administrators and operators responsible for managing the Alcatel-Lucent .

Contents

This manual provides information about AOS-W MIBs. Unless otherwise stated in the following table, each chapter provides information about the hierarchy, OIDs, and descriptions of the statistical information the MIBs provide.

Chapter	Contents
Chapter 1 MIBs Overview	Introductory information about AOS-W MIBs—hierarchy, relationship with SNMP, and Traps.
Chapter 2 Using MIBs	Information and tips about MIB files.
Chapter 3 AP and AM	Information about access points (AP) and air monitors (AM).
Chapter 4 Authentication	Information about authorization—network access.
Chapter 5 Controller Transport Service	Information about the Controller Transport Service (CTS)—synchronization of database and data sections.
Chapter 6 External Services Interface	Information about the ESI module of wireless management— redirecting traffic to filter or other network appliances.
Chapter 7 IF External	Information about interfaces—physical ports, configured VLANs, port memberships.
Chapter 8 Mesh	Information about Mesh topology.
Chapter 9 Mobility	Information about the AOS-W subsystem—roaming agents.
Chapter 10 Monitor	Information about monitoring network traffic—transfer rate, errors, and so on.
Chapter 11 Signal Noise Ratio	Information about signal quality and packets—signal strength, number of packets.
Chapter 12 Switch	Information about switches, including storage and memory utilization, and the wireless stations associated with the access points.
Chapter 13 System External	Information about the utilization of system resources.
Chapter 14 Textual Conventions	Information about Textual Conventions (TC), which define many of the data formats used for Alcatel-Lucent object types. TCs do not have OIDs.

Chapter	Contents
Chapter 15 Traps	Descriptions of traps, information that is delivered when an event occurs.
Chapter 16 User	Information about users—parties connected to the switch.
Chapter 17 User6	Information about IPv6 users—parties connected to the switch that are using IPv6
Chapter 18 Voice	Information about Voice over IP—call status and call details.
Chapter 19 WLAN	Information about wide local area network (WLAN).
Chapter 20 AMAP Protocol	Information about the Alcatel AMAP and GMAP protocols.
Chapter 21 SNMP MIBs Reference	Reference—list of SNMP MIBs and associated OIDs.

Related Documents

The following items are part of the complete documentation for the AOS-W 3.4 Software:

- *Alcatel-Lucent AOS-W 3.4 Quick Start Guide*
- *Alcatel-Lucent AOS-W 3.4 User Guide*
- *Alcatel-Lucent AOS-W 3.4 CLI Reference Guide*
- *Alcatel-Lucent AOS-W 3.4 Software Upgrade Guide*
- *Alcatel-Lucent AOS-W 3.4 Release Notes*

Text Conventions

Table 1 presents the conventions used throughout this manual to emphasize important concepts:

Table 1 *Text Conventions Used in this Manual*

Type Style	Description
<i>Italics</i>	This style is used to emphasize important terms and to mark the titles of books.
<code>System items</code>	This fixed-width font depicts the following: Sample screen output, System prompts, Filenames, software devices, and certain commands when mentioned in the text.
Commands	In the command examples, this bold font depicts text that the user must type exactly as shown.

Frequently Used Acronyms

Table 2 defines frequently used acronyms.

Table 2 *Frequently Used Acronyms*

Acronym	Definition
3DES	Triple DES
ACL	Access Control List
ADP	AOS-W Discovery Protocol
AM	Air Monitor
AP	Access Point
ARM	Adaptive Radio Management
BSSID	Basic Service Set Identifier
CA	Certificate Authority
CAC	Call Admission Control
CHAP	Challenge Handshake Authentication Protocol
CLI	Command Line Interface
CRL	Certificate Revocation List
CSA	Channel Switch Announcement
CSR	Certificate Signing Request
CW	Contention Window
DA	Destination Address
DES	Data Encryption Standard
DHCP	Dynamic Host Configuration Protocol
DNS	Domain Name Service
DOS	Denial of Service
DPD	Dead Peer Detection
DSS	Direct Spread Spectrum
EAP	Extensible Authentication Protocol
EDCA	Enhanced Distributed Channel Access
EIRP	Effective Isotropic Radiated Power
ESI	External Services Interface
ESSID	Extended Service Set Identifier
GRE	Generic Routing Encapsulation
GUI	Graphical User Interface
HAT	Home Agent Table
HT	High Throughput
IAS	Internet Authentication Service

Table 2 *Frequently Used Acronyms (Continued)*

Acronym	Definition
IDS	Intrusion Detection System
IGMP	Internet Group Management Protocol
IKE	Internet Key Exchange
IP	Internet Protocol
IV	Initialization Vectors
kB	Kilobyte
LAN	Local Area Network
LDAP	Lightweight Directory Access Protocol
LI	Listening Interval
MAC	Media Access Control
MB	Megabyte
MCHAP	Microsoft Challenge Handshake Authentication Protocol
MIB	Management Information Base
NAS	Network Address Server
NAT	Network Address Translation
NIC	Network Interface Card
NTP	Network Time Protocol
OFDM	Orthogonal Frequency Division Multiplexing
OID	Object Identifier
OUI	Organizational Unit Identifier
PAP	Password Authentication Protocol
PEAP	Protected EAP
PEF	Policy Enforcement Firewall
PIN	Personal Identification Number
PoE	Power over Ethernet
PPTP	Point-to-Point Tunneling Protocol
PSK	Pre-Shared Key
QoS	Quality of Service
RADIUS	Remote Authentication Dial In User Service
RAP	Remote Access Point
RF	Radio Frequency
RMON	Remote Monitor
RSA	Rivest-Shamir-Aldeman (encryption algorithm)
SIP	Session Initiation Protocol

Table 2 *Frequently Used Acronyms (Continued)*

Acronym	Definition
SNMP	Simple Network Management Protocol
SSH	Secure Shell
SSID	Service Set Identifier
TIM	Traffic Indication Map
TLS	Transport Layer Security
ToS	Type of Service
TSPEC	Traffic Specification
VLAN	Virtual Local Area Network
VoIP	Voice over IP
VPN	Virtual Private Network
VRRP	Virtual Router Redundancy Protocol
VSA	Vendor Specific Attributes
WEP	Wired Equivalent Protocol
WINS	Windows Internet Naming Service
WLAN	Wireless Local Area Network
WMM	Wireless MultiMedia / Wi-Fi Multimedia
WMS	WLAN Management System
WPA	Wi-Fi Protected Access

Contacting Alcatel-Lucent

Web Site Support	
Main Site	http://www.alcatel-lucent.com/enterprise
Support Site	https://service.esd.alcatel-lucent.com
Support Email	esd.support@alcatel-lucent.com

Telephone Support	
North America	1-800-995-2696
Latin America	1-877-919-9526
Europe	+33 (0) 38 855 6929
Asia Pacific	+65 6240 8484
Worldwide	1-818-878-4507

This chapter provides an overview of the AOS-W Enterprise MIBs in the following sections:

- MIBs
- SNMP
- Traps

MIBs

A Management Information Base (MIB) is a virtual database that contains information that is used for network management. Each managed device contains MIBs that define the properties of that device. A separate MIB is provided for each defined property, such as the group of physical ports that are assigned to a VLAN or the statistical data of packets that are transferred at a specific rate.

MIB objects, such as a MIB table or a specific element of data in a MIB table, are identified with Object Identifiers (OIDs). The OIDs are designated by text strings and integer sequences. For example, *Alcatel-Lucent* and *1.3.6.1.4.1.14832* both represent the private enterprise node *Aruba*, as shown in [Figure 1 on page 20](#).

Alcatel-Lucent is the parent of most of the proprietary MIBs that are supported on Alcatel-Lucent OAW WLAN Switches.

sysObjectIDs for the Alcatel-Lucent OAW switches are allocated from the Alcatel-Lucent MIB tree. *Alcatel-Lucent (1.3.6.1.4.1.6486)* is also the parent of the Alcatel-Lucent proprietary AMAP protocol MIB (see [Chapter 20, “AMAP Protocol” on page 493](#)).

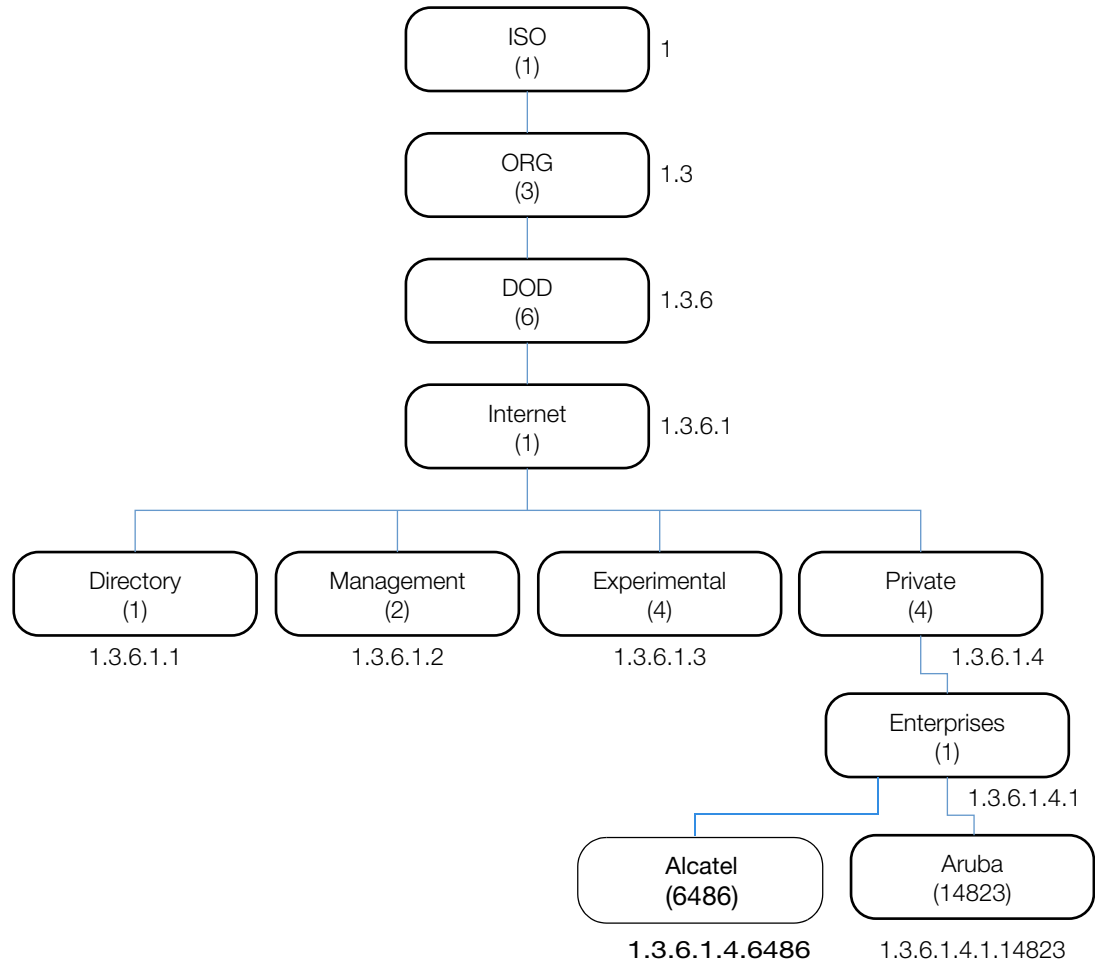
The numerical string lists the nodes of the Alcatel-Lucent or Alcatel-Lucententerprise MIB hierarchies, as shown in [Table 3](#).

Table 3 MIB Node Identification - Alcatel-Lucent and Alcatel enterprise nodes

Integer	String	Name
1	1	OSI
3	1.3	ORG
6	1.3.6	DOD
1	1.3.6.1	Internet
4	1.3.6.1.4	Private
1	1.3.6.1.4.1	Enterprise
14832 or 6486	1.3.6.1.4.1.14832	Alcatel-Lucent
	1.3.6.1.4.1.6486	Alcatel-Lucent

[Figure 1](#) illustrates the high-level hierarchy of the MIBs. This document only covers the enterprise MIBs, objects designed to specifically support Alcatel-Lucent devices. Standard MIBs are not covered.

Figure 1 *High-Level MIB Hierarchy*



MIB is one of the elements of Simple Network Management Protocol (SNMP), which is used to manage network devices. To deliver information between devices, every object referred to in an SNMP message must be listed in the MIB. If a component of a device is not described in a MIB, that component cannot be recognized by SNMP—there is no information for SNMP managers and SNMP agents to exchange.

The information provided by a MIB is a file that describes network elements with numerical strings. This information is compiled into readable text by the SNMP manager. For information about reading MIB text files, see [Reading MIB Files on page 28](#).

SNMP

Three significant elements of SNMP are Managers, Agents, and MIBs.

- Managers (software application) are consoles that are used to communicate with and manage devices that support SNMP Agents. Managers collect information by polling Agents. Managers can also be used to send configuration updates or send controlling requests to actively manage a network device.
- Agents (software application) provide information from the network devices to the Managers. Network devices include workstations, routers, microwave radios, and other network components.
- MIBs are used for communication between the Managers and the Agents. The OIDs of the MIBs enable the Managers and Agents to communicate specific data requests and data returns.

- To ensure functionality with SNMP, MIB objects must be defined with the proper *keywords*, as shown in [Table 4](#).

AOS-W Enterprise MIBs support SNMPv1, SNMPv2, and SNMPv3.

Table 4 MIB Keywords

Keyword	Description
Sequence	The sequence of objects of the MIB. This keyword is used mostly with entry MIB objects to list the MIB objects that exchange information.
Syntax	Textual conventions, such as <i>Integer32</i> .
Max-Access	Defines the object accessibility: <i>read-only</i> : can be retrieved but not modified <i>read-write</i> : can be retrieved and modified <i>not-accessible</i> : cannot be retrieved; it is for internal (device) use only <i>accessible-for-notify</i> : can be retrieved when a trap message (notification) is sent
Status	Defines the status of the object: <i>current</i> : up to date <i>deprecated</i> : rolled back to a previous version
Description	A text string that describes the object.



History may be included in some MIB tables—it lists in which AOS-W release the MIB was updated or otherwise changed.

Traps

An event is a change on a network device, such as a change in value that crosses threshold. Some events are categorized as alarms, other events only provide information. When an event occurs on a network device, SNMP notifications are sent out as traps or information requests.

- Traps are unconfirmed notifications—the receiver does not acknowledge to the sender that the information was received.
- Inform requests are confirmed notifications—the receiver acknowledges to the sender that the information was received.

Following are descriptions of trap types.

- **Discrete Alarm Inputs**
 These traps, also known as digital inputs or contact closures, are used for monitoring equipment failures, intrusion alarms, beacons, and flood and fire detectors.
- **Analog Alarm Inputs**
 Analog alarms measure characteristics that can affect equipment performance—variable levels of voltage or current, temperature, humidity, and pressure.
- **Ping Alarms**
 Ping alarms are used to ping network devices at regular intervals. If a device fails to respond, an alarm (SNMP trap) will be sent.
- **Control Relays**
 Relay outputs enable operating remote site equipment.

- Terminal Server Function

The terminal server function enables connection to remote-site serial devices. For example, device connection to serial ports enables telnet access via LAN.

AOS-W traps are described in the following chapter and sections.

- [Chapter 15, “Traps” on page 293](#)
- [wlsrTrapObjectsGroup on page 76](#)
- [wlsrTrapsGroup on page 80](#)
- [wlsxSwitchTraps Group on page 238](#)
- [Switch Traps–Notifications on page 244](#)
- [Platform Traps on page 247](#)
- [IPv6 Authentication Traps on page 251](#)

Alcatel-Lucent AMAP/GMAP are described in the following sections:

- [aipAMAPTraps-0 on page 504](#)
- [aipGMAPTraps-0 on page 505](#)

This chapter provides information on and examples of using MIBs.

- [Downloading MIB Files](#)
- [Monitoring WLAN Health](#)
- [Reading MIB Files](#)
- [SNMP File](#)
- [HP OpenView](#)
- [MIB Limitations](#)

Downloading MIB Files

The most recent Alcatel-LucentMIB files are available for registered customers at

<https://service.esd.alcatel-lucent.com>

For assistance to set up an account and access files, please contact customer service. See [Contacting Alcatel-Lucent](#) on page 17.

Monitoring WLAN Health

This section lists SNMP MIBs that are frequently used to run health checks on Alcatel-Lucent devices, which can be performed through a MIB browser application. To retrieve information from a MIB, the following information is required:

- SNMP version
- SNMP community name—*public* or *private*
- The IP Address of the Alcatel-Lucent WLAN Switch
- The OID of the MIB

In addition, the MIB files must be available for the application to access and placed in the appropriate disk location. If MIB files need to be acquired, see [Downloading MIB Files](#), above.

It is assumed that the workstation is connected to the Alcatel-Lucent switch and that a MIB browser is available. For most applications, the *root* of the MIB must be included in the OID—the OID begins with a decimal point as shown below.

```
.1.3.6.1.4.1.14823.2.2.1.1.2.1
```

MIB Browsers

If using an application that is run through CLI (a *cmd* window), the command would resemble the following:

```
snmpget -v 2c -c <snmp community name> <switch IP address><MIB OID>
```

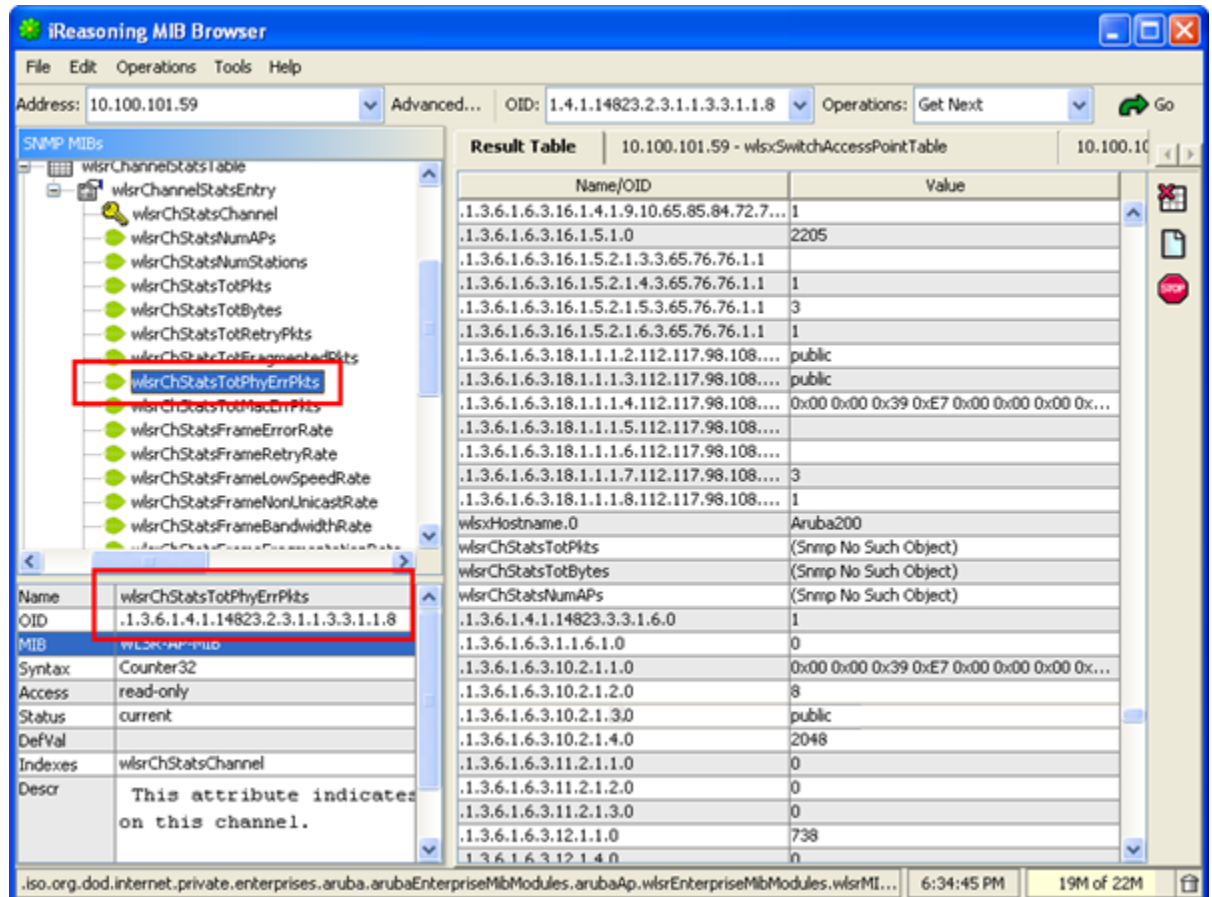
[Figure 2](#) shows an example of submitting a command to obtain information.

Figure 2 CLI Interface

```
C:\usr\bin>snmpget -v 2c -c public 10.100.101.59 .1.3.6.1.4.1.14823.2.2.1.1.1.1
WLSX-SWITCH-MIB:wlsxHostName = GLOBALS: Aruba200
```

Figure 3 shows how information may be obtained through a graphical user interface (GUI). The user interface and the available features vary by application.

Figure 3 Graphical User Interface



WLAN Health Information

This section lists frequently used MIBs for system health checks. Examples of executing a command via CLI are also provided. Health check information can be acquired through other MIB browsers, as described in [MIB Browsers on page 23](#)

- Number of Current Authentications per AP
- Number of Current APs per Switch
- Number of Down APs per Switch
- Number of Successful 802.1x Authentications
- Number of Rogue APs per Switch—Count per Building
- Number of Interfering APs per Switch
- Noise Level per AP
- Frame Retry Rate per AP Channel
- Frame Low-Speed Rate per AP Channel
- Frame Receive Errors per AP Channel
- Total Current Channel Bandwidth (kbps) per AP
- Tx Packets per AP BSSID (32-bit counter)
- Tx Bytes per AP BSSID (32-bit counter)
- Rx Packets per AP BSSID (32-bit counter)

- AP Information from Master Switch
- Information from Any AP
- Frame Retry Rate per AP BSSID
- Frame Low-Speed Rate per AP BSSID
- Frame Receive Error Rate per AP BSSID
- Rx Bytes per AP BSSID (32-bit counter)
- Total Bandwidth per AP BSSID (kbps)
- Free Memory
- SNR of Wireless Devices per AP
- SNR of APs

Number of Current Authentications per AP

wlsxSwitchUserTable .1.3.6.1.4.1.14823.2.2.1.1.2.1

```
snmpwalk -v 2c -m ALL -c <snmp community name> <switch IP addr>
.1.3.6.1.4.1.14823.2.2.1.1.2.1 | grep -c <AP Location ID x.y.z>
```

Number of Current APs per Switch

wlsxSwitchTotalNumAccessPoints .1.3.6.1.4.1.14823.2.2.1.1.3.1

```
snmpget -v 2c -m ALL -c <SNMP community string> <Local switch IP>
.1.3.6.1.4.1.14823.2.2.1.1.3.1
```

Number of Down APs per Switch

globalAPState .1.3.6.1.4.1.14823.2.2.1.1.3.4.1.6

```
snmpwalk -v 2c -m ALL -c <snmp community name> <Master switch IP addr>
.1.3.6.1.4.1.14823.2.2.1.1.3.4.1.6 | grep -c 'INTEGER: 2'
```

Number of Successful 802.1x Authentications

wlsxSwitchUserTable .1.3.6.1.4.1.14823.2.2.1.1.2.1

To list the current dot1x users, enter:

```
snmpwalk -v 2c -m ALL -c <snmp community name> <switch IP addr>
.1.3.6.1.4.1.14823.2.2.1.1.2.1 | grep -c "<dot1x>"
```

Number of Rogue APs per Switch—Count per Building

wlsrAmRAPType .1.3.6.1.4.1.14823.2.3.1.1.4.1.1.6

```
snmpwalk -v 2c -m ALL -c <snmp community name> <AP IP addr>
.1.3.6.1.4.1.14823.2.3.1.1.4.1.1.6 | grep -c "unsecure"
```

Number of Interfering APs per Switch

wlsrAmRAPType .1.3.6.1.4.1.14823.2.3.1.1.4.1.1.6

```
snmpwalk -v 2c -m ALL -c <snmp community name> <AP IP addr>
.1.3.6.1.4.1.14823.2.3.1.1.4.1.1.6 | grep -c "interfering"
```

Noise Level per AP

apChannelNoise .1.3.6.1.4.1.14823.2.2.1.1.3.3.1.13

```
snmpwalk -v 2c -c <snmp community name> <switch IP addr>
.1.3.6.1.4.1.14823.2.2.1.1.3.3.1.13 | grep "<ap bssid in decimal format>"
```

AP Information from Master Switch

wlswSwitchGlobalAPTable .1.3.6.1.4.1.14823.2.2.1.1.3.4

The following command retrieves the BSSIDs and local switch IP of each AP.

```
snmpwalk -v 2c -m ALL -c <snmp community name> <Master switch IP addr>
.1.3.6.1.4.1.14823.2.2.1.1.3.4
```

Information from Any AP

wlswStatsChannelGroup .1.3.6.1.4.1.14823.2.3.1.1.3.3

The following information can be retrieved from an AP:

Current configuration of SSID, Mode, Current Channel, Tx-Power, RTS Threshold, Retry Limit, Preamble, Beacon Interval, Power Mgmt, Load Balance, Supported Rates, DTIM Period, LMS Address, Encryption, Status, Ageout, MTU, Location, Hide SSID, Deny Broadcast, BG mode, Radio Chipset, Regulatory Domain, Country Code, and Tx Rates.

```
snmpwalk -v 2c -m ALL -c <snmp community name> <AP IP addr>
.1.3.6.1.4.1.14823.2.3.1.1.1.1
```

Frame Retry Rate per AP BSSID

apBSSFrameRetryRate .1.3.6.1.4.1.14823.2.2.1.1.3.5.1.13

```
snmpwalk -v 2c -c <snmp community name> <switch IP addr>
.1.3.6.1.4.1.14823.2.2.1.1.3.5.1.13 | grep "<ap bssid in decimal format>"
```

Frame Low-Speed Rate per AP BSSID

apBSSFrameLowSpeedRate .1.3.6.1.4.1.14823.2.2.1.1.3.5.1.14

```
snmpwalk -v 2c -c <snmp community name> <switch IP addr>
.1.3.6.1.4.1.14823.2.2.1.1.3.5.1.14 | grep "<ap bssid in decimal format>"
```

Frame Receive Error Rate per AP BSSID

apBSSFrameReceiveErrorRate .1.3.6.1.4.1.14823.2.2.1.1.3.5.1.17

```
snmpwalk -v 2c -c <snmp community name> <switch IP addr>
.1.3.6.1.4.1.14823.2.2.1.1.3.5.1.17 | grep "<ap bssid in decimal format>"
```

Frame Retry Rate per AP Channel

apChannelFrameRetryRate .1.3.6.1.4.1.14823.2.2.1.1.3.5.1.3

```
snmpwalk -v 2c -c <snmp community name> <switch IP addr>
.1.3.6.1.4.1.14823.2.2.1.1.3.5.1.3 | grep "<ap bssid in decimal format>"
```

Frame Low-Speed Rate per AP Channel

apChannelFrameLowSpeedRate .1.3.6.1.4.1.14823.2.2.1.1.3.5.1.4

```
snmpwalk -v 2c -c <snmp community name> <switch IP addr>
.1.3.6.1.4.1.14823.2.2.1.1.3.5.1.4 | grep "<ap bssid in decimal format>"
```

Frame Receive Errors per AP Channel

This information is available from any Alcatel-Lucent switch.

apChannelFrameReceiveErrorRate .1.3.6.1.4.1.14823.2.2.1.1.3.5.1.7

```
snmpwalk -v 2c -c <snmp community name> <switch IP addr>
.1.3.6.1.4.1.14823.2.2.1.1.3.5.1.7 | grep "<ap bssid in decimal format>"
```

Total Current Channel Bandwidth (kbps) per AP

apChannelBwRate .1.3.6.1.4.1.14823.2.2.1.1.3.5.1.2

```
snmpwalk -v 2c -c <snmp community name> <switch IP addr>
.1.3.6.1.4.1.14823.2.2.1.1.3.5.1.2 | grep "<ap bssid in decimal format>"
```

Tx Packets per AP BSSID (32-bit counter)

apBSSTxPackets .1.3.6.1.4.1.14823.2.2.1.1.3.5.1.8

```
snmpwalk -v 2c -c <snmp community name> <switch IP addr>
.1.3.6.1.4.1.14823.2.2.1.1.3.5.1.8 | grep "<ap bssid in decimal format>"
```

Tx Bytes per AP BSSID (32-bit counter)

apBSSTxBytes .1.3.6.1.4.1.14823.2.2.1.1.3.5.1.9

```
snmpwalk -v 2c -c <snmp community name> <switch IP addr>
.1.3.6.1.4.1.14823.2.2.1.1.3.5.1.9 | grep "<ap bssid in decimal format>"
```

Rx Packets per AP BSSID (32-bit counter)

apBSRxBPackets .1.3.6.1.4.1.14823.2.2.1.1.3.5.1.10

```
snmpwalk -v 2c -c <snmp community name> <switch IP addr>
.1.3.6.1.4.1.14823.2.2.1.1.3.5.1.10 | grep "<ap bssid in decimal format>"
```

Rx Bytes per AP BSSID (32-bit counter)

apBSSRxBytes .1.3.6.1.4.1.14823.2.2.1.1.3.5.1.11

```
snmpwalk -v 2c -c <snmp community name> <switch IP addr>
.1.3.6.1.4.1.14823.2.2.1.1.3.5.1.11 | grep "<ap bssid in decimal format>"
```

Total Bandwidth per AP BSSID (kbps)

apBSSBwRate .1.3.6.1.4.1.14823.2.2.1.1.3.5.1.12

```
snmpwalk -v 2c -c <snmp community name> <switch IP addr>
.1.3.6.1.4.1.14823.2.2.1.1.3.5.1.12 | grep "<ap bssid in decimal format>"
```

Free Memory

sysXMemoryFree .1.3.6.1.4.1.14823.2.2.1.1.11.1.4

```
snmpget -v 2c -m ALL -c <snmp community name> <switch IP addr>
.1.3.6.1.4.1.14823.2.2.1.1.11.1.4.1
```

SNR of Wireless Devices per AP

staSignalToNoiseRatio .1.3.6.1.4.1.14823.2.2.1.1.2.2.1.7

```
snmpwalk -v 2c -c <snmp community name> <switch IP addr>
.1.3.6.1.4.1.14823.2.2.1.1.2.2.1.7 | grep "<ap bssid in decimal format>"
```

SNR of APs

apSignalToNoiseRatio .1.3.6.1.4.1.14823.2.2.1.1.3.3.1.14

```
snmpwalk -v 2c -c <snmp community name> <switch IP addr>
.1.3.6.1.4.1.14823.2.2.1.1.3.3.1.14 | grep "<ap bssid in decimal format>"
```

Reading MIB Files

This section describes how to interpret the basic components of a MIB file. To determine the OIDs, viewing the file `snmp.h` may be necessary, which is described in [SNMP File on page 32](#). For additional information about MIB files, see [MIBs on page 19](#). For a listing of SNMP MIB OIDs, see [Chapter 21, “SNMP MIBs Reference” on page 507](#).

MIB files describe a specific component of a network device. The files are numerical strings that are converted to ASCII text by the compiler of the SNMP manager. A word processor or text editor can be used to open the ASCII file. The contents of an example AOS-W enterprise MIB file, *aruba-cts.my*, are described below.

Opening Line

Following is the opening line, the beginning of the MIB file.

```
WLSX-CTS-MIB DEFINITIONS ::= BEGIN
```

Imports

The `Imports` section lists the objects that are defined in external ASN.1 files and are used in the current MIB file.

```
IMPORTS
    TEXTUAL-CONVENTION,
    MODULE-IDENTITY,
    OBJECT-TYPE,
    snmpModules,
    Integer32,
    Unsigned32,
    Counter32,
    IPAddress,
    NOTIFICATION-TYPE
    FROM SNMPv2-SMI

    TDomain,
    DisplayString,
    PhysAddress,
    TAddress,
    TimeInterval,
    RowStatus,
    StorageType,
    TestAndIncr,
    MacAddress,
    TruthValue
    FROM SNMPv2-TC

    OBJECT-GROUP
    FROM SNMPv2-CONF
```

Inheritance

This section shows the vendor of the MIB and the inheritance, and provides an overall description.

A significant part of inheritance is the OID. The entire OID is not listed for each MIB object—instead, the parent of the object is shown. The tree for the CTS MIB is illustrated in [Figure 4 on page 32](#). The OID can be determined from the parent object as follows.

`wlsxEnterpriseMibModules` is the parent object of the CTS MIB—its OID is 1.3.6.1.4.1.14823.2.2.1.

`wlsxCtsMIB MODULE-IDENTITY` shows `wlsxEnterpriseMibModules 11`, which indicates 11 is appended to the OID of `wlsxEnterpriseMibModules`. The resultant OID is 1.3.6.1.4.1.14823.2.2.1.11.

`wlsxCtsOpGroup OBJECT IDENTIFIER ::= { wlsxCtsMIB 1 }` indicates the OID is 1.3.6.1.4.1.14823.2.2.1.11.1.

`wlsxCtsRequestTable OBJECT-TYPE` shows `wlsxCtsOpGroup 1`, which indicates the OID is 1.3.6.1.4.1.14823.2.2.1.11.1.1.

All MIBs and their related OIDs are listed in the `snmp` file of AOS-W. For more information, see [SNMP File on page 32](#).

```
wlsxEnterpriseMibModules
FROM ARUBA-MIB;
```

Identity

Identify is the opening description of the MIB. The information includes contact information for the vendor and a general description of the MIB.

```
wlsxCtsMIB MODULE-IDENTITY
    LAST-UPDATED "0609240301Z"
    ORGANIZATION "Alcatel-Lucent Wireless Networks"
    CONTACT-INFO
        "Postal:      1322 Crossman Avenue
          Sunnyvale, CA 94089
        E-mail:      dl-support@arubanetworks.com
        Phone:      +1 408 227 4500"
    DESCRIPTION
        "This MIB module defines MIB objects which provide
        information about the Controller Transport Service (Cts) in the
        Alcatel-Lucent controller."
    REVISION      "0609240301Z"
    DESCRIPTION
        "The initial revision."
    ::= { wlsxEnterpriseMibModules 11 }
```

MIB Modules

MIB objects can be placed in logical groups, [Group](#) and [Table](#). One MIB file can consist of multiple groups. A group typically contains at least one table. The table lists the MIB objects that contain the information that is exchanged.

The first object of a table is an [Entry](#). The keyword [SEQUENCE](#) lists the objects of the table that contain device information. Each subsequent object ([Informative MIB Objects](#)) inherits the OID of the Entry, and contains information sorted by keywords: Syntax, Access, Status, Description. For details about keywords, see [MIBs on page 19](#).

The OID of the Entry is `wlsxCtsRequestEntry` is `wlsxCtsRequestTable 1`, which represents `1.3.6.1.4.1.14823.2.2.1.11.1.1.1`. The OIDs of the subsequent objects of this table are appended increments of the Entry OID. For example, the OID of `wlsxCtsIndex` is `wlsxCtsRequestEntry 1`, which represents `1.3.6.1.4.1.14823.2.2.1.11.1.1.1.1`.

Group

```
wlsxCtsOpGroup      OBJECT IDENTIFIER ::= { wlsxCtsMIB 1 }
```

Table

```
wlsxCtsRequestTable OBJECT-TYPE
    SYNTAXSEQUENCE OF WlsxCtsRequestEntry
    MAX-ACCESSnot-accessible
    STATUScurrent
    DESCRIPTION
        "
        "
    ::= { wlsxCtsOpGroup 1 }
```

Entry

```
wlsxCtsRequestEntry OBJECT-TYPE
    SYNTAX WlsxCtsRequestEntry
    MAX-ACCESS not-accessible
    STATUS current
```

```
DESCRIPTION
"
INDEX { wlsxCtsIndex }
 ::= { wlsxCtsRequestTable 1 }
```

```
WlsxCtsRequestEntry ::=
SEQUENCE
{
  wlsxCtsIndexInteger32,
  wlsxCtsOpcodeDisplayString,
  wlsxCtsCookieDisplayString,
  wlsxCtsURLOnlyDisplayString,
  wlsxCtsFlagsBITS,
  wlsxCtsStatusRowStatus
}
```

Informative MIB Objects

```
wlsxCtsIndex OBJECT-TYPE
SYNTAX Integer32
MAX-ACCESS not-accessible
STATUS current
DESCRIPTION
"
CTS transport index
0 - Config Sync
1 - Counters Sync
2 - RF Plan Sync
"
 ::= { wlsxCtsRequestEntry 1 }
```

```
wlsxCtsOpcode OBJECT-TYPE
SYNTAX DisplayString
MAX-ACCESS read-write
STATUS current
DESCRIPTION
"
CTS operation opcode
"
 ::= { wlsxCtsRequestEntry 2 }
```

```
wlsxCtsStatus OBJECT-TYPE
SYNTAX RowStatus
MAX-ACCESS read-write
STATUS current
DESCRIPTION
"
CTS row status
"
 ::= { wlsxCtsRequestEntry 6 }
```

Closing Line

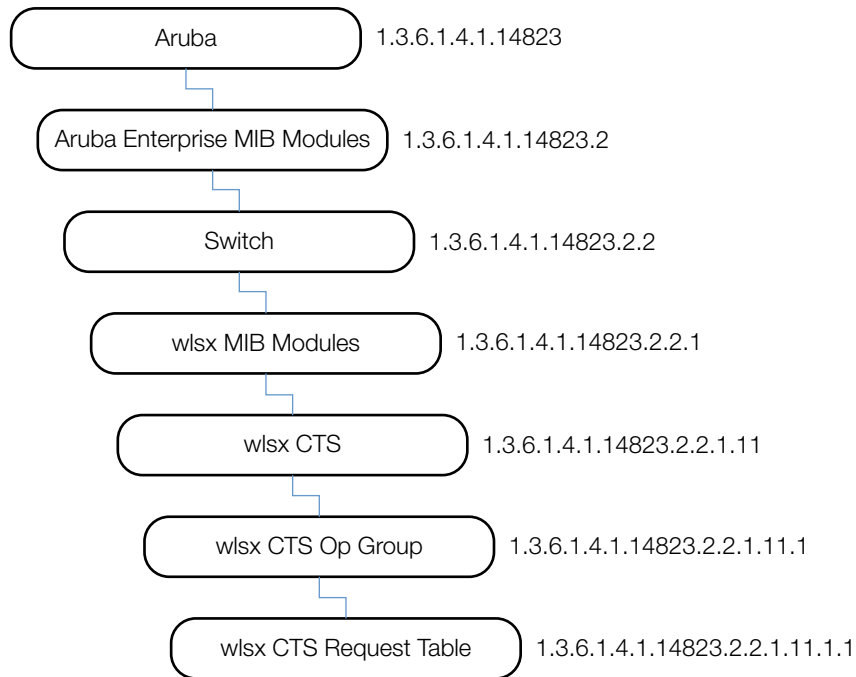
Following is the closing line—the end of the MIBs file.

```
END
```

OID Flow Chart

Figure 4 illustrates the tree of the CTS MIB, relative to the Alcatel-Lucent MIB.

Figure 4 CTS OIDs Relative to Alcatel-Lucent



SNMP File

The `snmp.h` file lists the OIDs of all MIBs. Following are sections from `snmp.h` that show the complete OID of each of the Controller Transport Service (CTS) MIB elements. The list starts from the ancestral parent *iso*.

The SNMP file with all Alcatel-Lucent MIBs is listed in [Chapter 21, “SNMP MIBs Reference”](#) on [page 507](#).

All AOS-W MIBs inherit their OIDs from the Alcatel-Lucent MIB node. The following rows list the MIBs that precede CTS, starting from *iso*.

```
{ "iso",                                HASHNEXT("1") },
{ "org",                                  HASHNEXT("1.3") },
{ "dod",                                  HASHNEXT("1.3.6") },
{ "internet",                             HASHNEXT("1.3.6.1") },
{ "private",                               HASHNEXT("1.3.6.1.4") },
{ "enterprises",                          HASHNEXT("1.3.6.1.4.1") },
{ "aruba",                                 HASHNEXT("1.3.6.1.4.1.14823") },
{"arubaEnterpriseMibModules",              HASHNEXT("1.3.6.1.4.1.14823.2") },
{ "switch",                                HASHNEXT("1.3.6.1.4.1.14823.2.2") },
{ "wlsxEnterpriseMibModules",              HASHNEXT("1.3.6.1.4.1.14823.2.2.1") },
```


The following rows list the CTS MIB OIDs.

```
{ "wlsxCtsMIB",                HASHNEXT("1.3.6.1.4.1.14823.2.2.1.11") },
{ "wlsxCtsOpGroup",           HASHNEXT("1.3.6.1.4.1.14823.2.2.1.11.1") },
{ "wlsxCtsRequestTable",     HASHNEXT("1.3.6.1.4.1.14823.2.2.1.11.1.1") },
{ "wlsxCtsRequestEntry",     HASHNEXT("1.3.6.1.4.1.14823.2.2.1.11.1.1.1") },
{ "wlsxCtsIndex",            HASHNEXT("1.3.6.1.4.1.14823.2.2.1.11.1.1.1.1") },
{ "wlsxCtsOpcode",           HASHNEXT("1.3.6.1.4.1.14823.2.2.1.11.1.1.1.2") },
{ "wlsxCtsCookie",           HASHNEXT("1.3.6.1.4.1.14823.2.2.1.11.1.1.1.3") },
{ "wlsxCtsURL",              HASHNEXT("1.3.6.1.4.1.14823.2.2.1.11.1.1.1.4") },
{ "wlsxCtsFlags",            HASHNEXT("1.3.6.1.4.1.14823.2.2.1.11.1.1.1.5") },
{ "wlsxCtsStatus",           HASHNEXT("1.3.6.1.4.1.14823.2.2.1.11.1.1.1.6") },
```

HP OpenView

To install the Alcatel-Lucent module for HP OpenView, log in as the root user and execute the following script:

```
# $OV_CONTRIB/NNM/Alcatel-Lucent/install
```

For detailed assistance to use HP OpenView, please contact Alcatel-Lucent Alcatel-Lucent your Alcatel-Lucent support representative. For contact information, see [Contacting Alcatel-Lucent on page 17](#).

MIB Limitations

Following are the known limitations and constraints of AOS-W MIBs.

Table 5 *Limitations and Constraints*

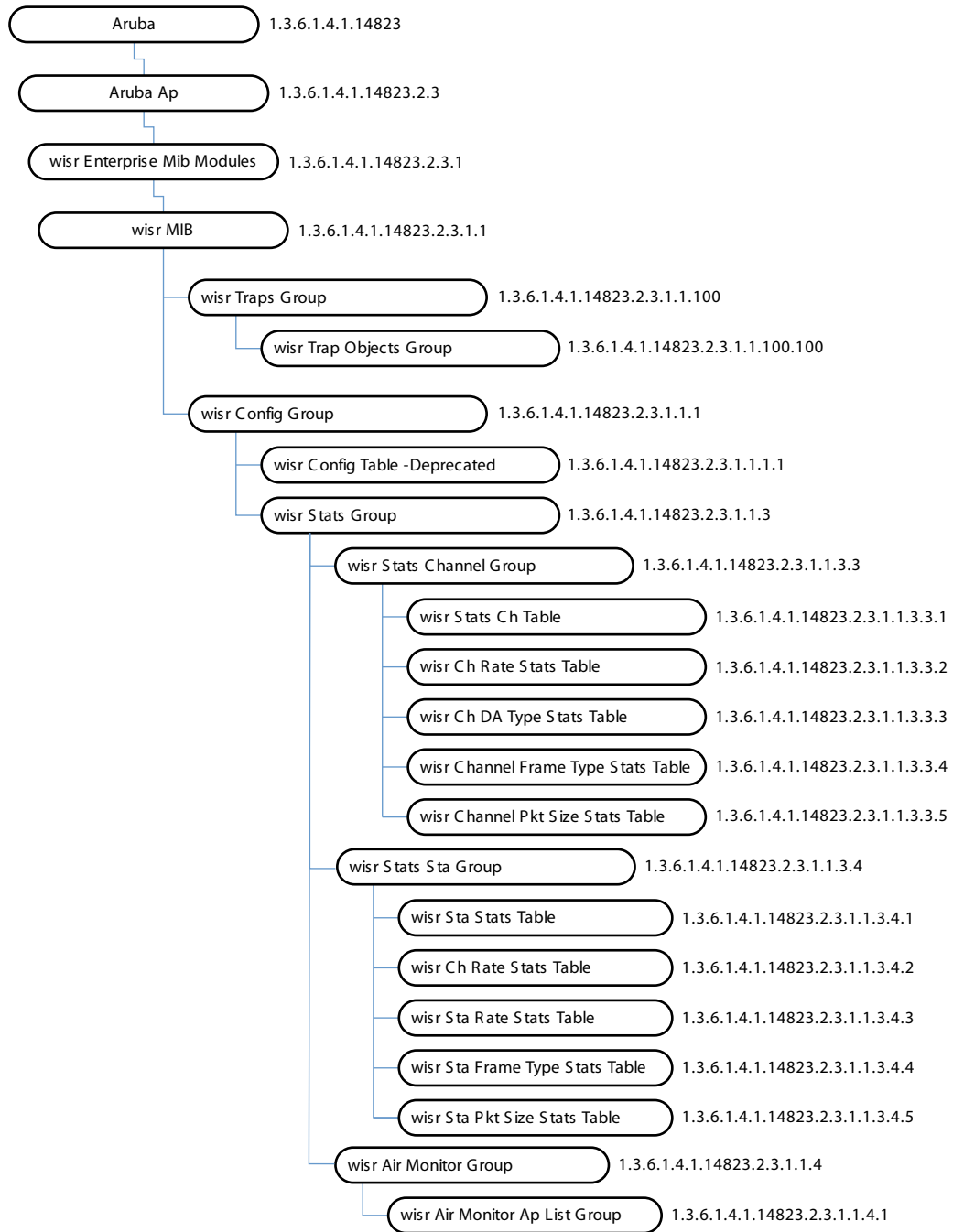
MIB	Module	Limitation
Switch	wlsxSwitchListTable	Information can only be queried from the master switch—only the table of the master switch is populated. If a local switch is queried, an empty table will be returned.
Switch	wlsxSwitchGlobalAPTable	Information can only be queried from the master switch—only the table of the master switch is populated. If a local switch is queried, an empty table will be returned.
Textual Conventions	<i>All objects</i>	Textual conventions objects do not include object identification (OID).

The AP and AM module provides information about access points and air monitors. The access point (AP) is a device or an application that allows connecting a wireless device to a wired local area network (LAN). APs continually poll the network and report information to the switches. This feature can be used to enhance the security of wireless communication and to extend the range of a wireless user by connecting to a wireless device through a wired LAN.

The Alcatel-Lucent AP can also function as an air monitor (AM), which scans the RF spectrum, and can be used to enhance the performance of the AP.

[Figure 5](#) shows the architecture of the AP AM MIB relative to 1.3.6.1.4.1.14823 (iso.org.dod.internet.private.enterprise.aruba). The AP and AM MIBs are listed in the file *aruba-ap.my*. For information about downloading Alcatel-Lucent MIB files, see [Downloading MIB Files on page 23](#).

Figure 5 Access Point Air Module Hierarchy



wlsrEnterpriseMibModules

The AP MIB contains several tables, which are listed and summarized in [Table 6](#). The objects of each table are described in the following sections.

Table 6 AP Tables

Table	Description
wlsrConfigTable This table is deprecated.	This table listed the configuration data of an access point. Each row in the table represented a WiFi interface.
wlsrChannelStatsTable	This table lists channel statistics.
wlsrChannelRateStatsTable	This table lists channel statistics that are sorted per data rate.
wlsrChannelDATypeStatsTable	This table lists channel packet and byte counts per channel, which are sorted by destination address.
wlsrChannelPktSizeStatsTable	This table lists channel statistics that are sorted by packet size.
wlsrStaStatsTable	This table lists statistics that are sorted by station.
wlsrStaRateStatsTable	This table lists station statistics that are sorted by data rates.
wlsrStaDATypeStatsTable	This table lists station statistics that are sorted by the destination address.
wlsrStaFrameTypeStatsTable	This table lists station statistics that are sorted by the subtype of the packet.
wlsrStaPktSizeStatsTable	This table lists station statistics of received or transmitted packets that are sorted by packet size.
wlsrAirMonitorApListTable	On an air monitor, this table contains all the access points the air monitor is monitoring. On an access point, this table contains itself.

wlsrConfigTable



All objects in the wlsrConfigTable have been deprecated.

The wlsr Configuration Table contains the configuration data of an access point. Each object in the table represents a WiFi interface.

Table 7 wlsrConfigTable OIDs

Object	Object ID	
wlsrConfigEntry	1.3.6.1.4.1.14823.2.3.1.1.1.1.1	wlsrConfigTable 1
wlsrBSSID	1.3.6.1.4.1.14823.2.3.1.1.1.1.1.1	wlsrConfigEntry 1
wlsrESSID	1.3.6.1.4.1.14823.2.3.1.1.1.1.1.2	wlsrConfigEntry 2
wlsrMode	1.3.6.1.4.1.14823.2.3.1.1.1.1.1.3	wlsrConfigEntry 3
wlsrCurrentChannel	1.3.6.1.4.1.14823.2.3.1.1.1.1.1.4	wlsrConfigEntry 4
wlsrTxPower	1.3.6.1.4.1.14823.2.3.1.1.1.1.1.5	wlsrConfigEntry 5
wlsrRTSThreshold	1.3.6.1.4.1.14823.2.3.1.1.1.1.1.6	wlsrConfigEntry 6
wlsrRetryLimit	1.3.6.1.4.1.14823.2.3.1.1.1.1.1.7	wlsrConfigEntry 7

Table 7 *wlsrConfigTable OIDs (Continued)*

Object	Object ID	
wlsrPreamble	1.3.6.1.4.1.14823.2.3.1.1.1.1.1.8	wlsrConfigEntry 8
wlsrBeaconInterval	1.3.6.1.4.1.14823.2.3.1.1.1.1.1.9	wlsrConfigEntry 9
wlsrPowerMgmt	1.3.6.1.4.1.14823.2.3.1.1.1.1.1.10	wlsrConfigEntry 10
wlsrLoadBalance	1.3.6.1.4.1.14823.2.3.1.1.1.1.1.11	wlsrConfigEntry 11
wlsrSupportedRates	1.3.6.1.4.1.14823.2.3.1.1.1.1.1.12	wlsrConfigEntry 12
wlsrDTIMPeriod	1.3.6.1.4.1.14823.2.3.1.1.1.1.1.13	wlsrConfigEntry 13
wlsrLMSAddress	1.3.6.1.4.1.14823.2.3.1.1.1.1.1.14	wlsrConfigEntry 14
wlsrEncryption	1.3.6.1.4.1.14823.2.3.1.1.1.1.1.15	wlsrConfigEntry 15
wlsrStatus	1.3.6.1.4.1.14823.2.3.1.1.1.1.1.17	wlsrConfigEntry 17
wlsrAgeout	1.3.6.1.4.1.14823.2.3.1.1.1.1.1.18	wlsrConfigEntry 18
wlsrMTU	1.3.6.1.4.1.14823.2.3.1.1.1.1.1.19	wlsrConfigEntry 19
wlsrLocation	1.3.6.1.4.1.14823.2.3.1.1.1.1.1.20	wlsrConfigEntry 20
wlsrHideSSID	1.3.6.1.4.1.14823.2.3.1.1.1.1.1.21	wlsrConfigEntry 21
wlsrDenyBroadcast	1.3.6.1.4.1.14823.2.3.1.1.1.1.1.22	wlsrConfigEntry 22
wlsrBGmode	1.3.6.1.4.1.14823.2.3.1.1.1.1.1.23	wlsrConfigEntry 23
wlsrCardType	1.3.6.1.4.1.14823.2.3.1.1.1.1.1.24	wlsrConfigEntry 24
wlsrRegDomain	1.3.6.1.4.1.14823.2.3.1.1.1.1.1.25	wlsrConfigEntry 25
wlsrCountryCode	1.3.6.1.4.1.14823.2.3.1.1.1.1.1.26	wlsrConfigEntry 26
wlsrTxRates	1.3.6.1.4.1.14823.2.3.1.1.1.1.1.27	wlsrConfigEntry 27

wlsrChannelStatsTable

The objects of the wlsr Channel Statistics table provide aggregated channel statistics.

Table 8 *wlsrChannelStatsTable OIDs*

Object	Object ID	
wlsrChannelStatsEntry	1.3.6.1.4.1.14823.2.3.1.1.3.3.1.1	wlsrChannelStatsTable 1
wlsrChStatsChannel	1.3.6.1.4.1.14823.2.3.1.1.3.3.1.1.1	wlsrChannelStatsEntry 1
wlsrChStatsNumAPs	1.3.6.1.4.1.14823.2.3.1.1.3.3.1.1.2	wlsrChannelStatsEntry 2
wlsrChStatsNumStations	1.3.6.1.4.1.14823.2.3.1.1.3.3.1.1.3	wlsrChannelStatsEntry 3
wlsrChStatsTotPkts	1.3.6.1.4.1.14823.2.3.1.1.3.3.1.1.4	wlsrChannelStatsEntry 4
wlsrChStatsTotBytes	1.3.6.1.4.1.14823.2.3.1.1.3.3.1.1.5	wlsrChannelStatsEntry 5
wlsrChStatsTotRetryPkts	1.3.6.1.4.1.14823.2.3.1.1.3.3.1.1.6	wlsrChannelStatsEntry 6
wlsrChStatsTotFragmentedPkts	1.3.6.1.4.1.14823.2.3.1.1.3.3.1.1.7	wlsrChannelStatsEntry 7
wlsrChStatsTotPhyErrPkts	1.3.6.1.4.1.14823.2.3.1.1.3.3.1.1.8	wlsrChannelStatsEntry 8
wlsrChStatsTotMacErrPkts	1.3.6.1.4.1.14823.2.3.1.1.3.3.1.1.9	wlsrChannelStatsEntry 9

Table 8 *wlsrChannelStatsTable* OIDs (Continued)

Object	Object ID	
wlsrChStatsFrameErrorRate	1.3.6.1.4.1.14823.2.3.1.1.3.3.1.1.10	wlsrChannelStatsEntry 10
wlsrChStatsFrameRetryRate	1.3.6.1.4.1.14823.2.3.1.1.3.3.1.1.11	wlsrChannelStatsEntry 11
wlsrChStatsFrameLowSpeedRate	1.3.6.1.4.1.14823.2.3.1.1.3.3.1.1.12	wlsrChannelStatsEntry 12
wlsrChStatsFrameNonUnicastRate	1.3.6.1.4.1.14823.2.3.1.1.3.3.1.1.13	wlsrChannelStatsEntry 13
wlsrChStatsFrameBandwidthRate	1.3.6.1.4.1.14823.2.3.1.1.3.3.1.1.14	wlsrChannelStatsEntry 14
wlsrChStatsFrameFragmentationRate	1.3.6.1.4.1.14823.2.3.1.1.3.3.1.1.15	wlsrChannelStatsEntry 15
wlsrChStatsMonitoredTime	1.3.6.1.4.1.14823.2.3.1.1.3.3.1.1.16	wlsrChannelStatsEntry 16

wlsrChannelStatsEntry

Syntax	wlsrChannelStatsEntry
Max-Access	not-accessible
Status	current
Description	Channel Statistics Table
Index	{ wlsrChStatsChannel }

wlsrChStatsChannel

Syntax	Integer (1..165)
Max-Access	not-accessible
Status	current
Description	The frequency channel on which these statistics are collected.

wlsrChStatsNumAPs

Syntax	Integer32
Max-Access	read-only
Status	current
Description	The number of APs using this channel.

wlsrChStatsNumStations

Syntax	Integer32
Max-Access	read-only
Status	current
Description	The number of stations using this channel.

wlsrChStatsTotPkts

Syntax	Counter32
Max-Access	read-only
Status	current
Description	The total packets observed on this channel.

wlsrChStatsTotBytes

Syntax	Counter32
Max-Access	read-only
Status	current
Description	The total bytes observed on this channel.

wlsrChStatsTotRetryPkts

Syntax	Counter32
Max-Access	read-only
Status	current
Description	The total retry packets observed on this channel.

wlsrChStatsTotFragmentedPkts

Syntax	Counter32
Max-Access	read-only
Status	current
Description	The total fragmented packets observed on this channel.

wlsrChStatsTotPhyErrPkts

Syntax	Counter32
Max-Access	read-only
Status	current
Description	The total physical error packets observed on this channel.

wlsrChStatsTotMacErrPkts

Syntax	Counter32
Max-Access	read-only
Status	current
Description	The total MAC errors packets observed on this channel.

wlSrChStatsFrameErrorRate

Syntax	Integer32
Max-Access	read-only
Status	current
Description	Frame errors as a percentage of total frames on this channel.

wlSrChStatsFrameRetryRate

Syntax	Integer32
Max-Access	read-only
Status	current
Description	The frame retry rate

wlSrChStatsFrameLowSpeedRate

Syntax	Integer32
Max-Access	read-only
Status	current
Description	The frame low speed error rate in kbps.

wlSrChStatsFrameNonUnicastRate

Syntax	Integer32
Max-Access	read-only
Status	current
Description	Frame non-unicast rate in kbps.

wlSrChStatsFrameBandwidthRate

Syntax	Integer32
Max-Access	read-only
Status	current
Description	Frame bandwidth rate in kbps.

wlSrChStatsFrameFragmentationRate

Syntax	Integer32
Max-Access	read-only
Status	current
Description	Frame fragmentation rate in kbps.

wlsrChStatsMonitoredTime

Syntax	TimeTicks
Max-Access	read-only
Status	current
Description	Time in ticks, since we have been observing this channel.

wlsrChannelRateStatsTable

The objects of the wlsr Channel Rates Statistics table provide statistical information of packet and byte counts. The information is sorted by data rates.

Table 9 *wlsrChannelRateStatsTable OIDs*

Object	Object ID	
wlsrChannelRateStatsEntry	1.3.6.1.4.1.14823.2.3.1.1.3.3.2.1	wlsrChannelRateStatsTable 1
wlsrChStatsTotPktsAt1Mbps	1.3.6.1.4.1.14823.2.3.1.1.3.3.2.1.1	wlsrChannelRateStatsEntry 1
wlsrChStatsTotBytesAt1Mbps	1.3.6.1.4.1.14823.2.3.1.1.3.3.2.1.2	wlsrChannelRateStatsEntry 2
wlsrChStatsTotPktsAt2Mbps	1.3.6.1.4.1.14823.2.3.1.1.3.3.2.1.3	wlsrChannelRateStatsEntry 3
wlsrChStatsTotBytesAt2Mbps	1.3.6.1.4.1.14823.2.3.1.1.3.3.2.1.4	wlsrChannelRateStatsEntry 4
wlsrChStatsTotPktsAt5Mbps	1.3.6.1.4.1.14823.2.3.1.1.3.3.2.1.5	wlsrChannelRateStatsEntry 5
wlsrChStatsTotBytesAt5Mbps	1.3.6.1.4.1.14823.2.3.1.1.3.3.2.1.6	wlsrChannelRateStatsEntry 6
wlsrChStatsTotPktsAt11Mbps	1.3.6.1.4.1.14823.2.3.1.1.3.3.2.1.7	wlsrChannelRateStatsEntry 7
wlsrChStatsTotBytesAt11Mbps	1.3.6.1.4.1.14823.2.3.1.1.3.3.2.1.8	wlsrChannelRateStatsEntry 8
wlsrChStatsTotPktsAt6Mbps	1.3.6.1.4.1.14823.2.3.1.1.3.3.2.1.9	wlsrChannelRateStatsEntry 9
wlsrChStatsTotBytesAt6Mbps	1.3.6.1.4.1.14823.2.3.1.1.3.3.2.1.10	wlsrChannelRateStatsEntry 10
wlsrChStatsTotPktsAt12Mbps	1.3.6.1.4.1.14823.2.3.1.1.3.3.2.1.11	wlsrChannelRateStatsEntry 11
wlsrChStatsTotBytesAt12Mbps	1.3.6.1.4.1.14823.2.3.1.1.3.3.2.1.12	wlsrChannelRateStatsEntry 12
wlsrChStatsTotPktsAt18Mbps	1.3.6.1.4.1.14823.2.3.1.1.3.3.2.1.13	wlsrChannelRateStatsEntry 13
wlsrChStatsTotBytesAt18Mbps	1.3.6.1.4.1.14823.2.3.1.1.3.3.2.1.14	wlsrChannelRateStatsEntry 14
wlsrChStatsTotPktsAt24Mbps	1.3.6.1.4.1.14823.2.3.1.1.3.3.2.1.15	wlsrChannelRateStatsEntry 15
wlsrChStatsTotBytesAt24Mbps	1.3.6.1.4.1.14823.2.3.1.1.3.3.2.1.16	wlsrChannelRateStatsEntry 16
wlsrChStatsTotPktsAt36Mbps	1.3.6.1.4.1.14823.2.3.1.1.3.3.2.1.17	wlsrChannelRateStatsEntry 17
wlsrChStatsTotBytesAt36Mbps	1.3.6.1.4.1.14823.2.3.1.1.3.3.2.1.18	wlsrChannelRateStatsEntry 18
wlsrChStatsTotPktsAt48Mbps	1.3.6.1.4.1.14823.2.3.1.1.3.3.2.1.19	wlsrChannelRateStatsEntry 19
wlsrChStatsTotBytesAt48Mbps	1.3.6.1.4.1.14823.2.3.1.1.3.3.2.1.20	wlsrChannelRateStatsEntry 20
wlsrChStatsTotPktsAt54Mbps	1.3.6.1.4.1.14823.2.3.1.1.3.3.2.1.21	wlsrChannelRateStatsEntry 21
wlsrChStatsTotBytesAt54Mbps	1.3.6.1.4.1.14823.2.3.1.1.3.3.2.1.22	wlsrChannelRateStatsEntry 22

wlsrChannelRateStatsEntry

Syntax	wlsrChannelRateStatsEntry
Max-Access	not-accessible
Status	current
Description	Channel rate statistics.
Index	{ wlsrChStatsChannel}

wlsrChStatsTotPktsAt1Mbps

Syntax	Counter32
Max-Access	read-only
Status	current
Description	The total number of packets observed on this channel at 1 Mbps rate.

wlsrChStatsTotBytesAt1Mbps

Syntax	Counter32
Max-Access	read-only
Status	current
Description	The total number of bytes observed on this channel at 1 Mbps rate.

wlsrChStatsTotPktsAt2Mbps

Syntax	Counter32
Max-Access	read-only
Status	current
Description	The total number of packets observed on this channel at 2 Mbps rate.

wlsrChStatsTotBytesAt2Mbps

Syntax	Counter32
Max-Access	read-only
Status	current
Description	The total number of bytes observed on this channel at 2 Mbps rate.

wlsrChStatsTotPktsAt5Mbps

Syntax	Counter32
Max-Access	read-only
Status	current
Description	The total number of packets observed on this channel at 5 Mbps rate.

wlsrChStatsTotBytesAt5Mbps

Syntax	Counter32
Max-Access	read-only
Status	current
Description	The total number of bytes observed on this channel at 5 Mbps rate.

wlsrChStatsTotPktsAt11Mbps

Syntax	Counter32
Max-Access	read-only
Status	current
Description	The total number of packets observed on this channel at 11 Mbps rate.

wlsrChStatsTotBytesAt11Mbps

Syntax	Counter32
Max-Access	read-only
Status	current
Description	The total number of bytes observed on this channel at 11 Mbps rate.

wlsrChStatsTotPktsAt6Mbps

Syntax	Counter32
Max-Access	read-only
Status	current
Description	The total number of packets observed on this channel at 6 Mbps rate.

wlsrChStatsTotBytesAt6Mbps

Syntax	Counter32
Max-Access	read-only
Status	current
Description	The total number of bytes observed on this channel at 6 Mbps rate.

wlsrChStatsTotPktsAt12Mbps

Syntax	Counter32
Max-Access	read-only
Status	current
Description	The total number of packets observed on this channel at 12 Mbps rate.

wlslChStatsTotBytesAt12Mbps

Syntax	Counter32
Max-Access	read-only
Status	current
Description	The total number of bytes observed on this channel at 12 Mbps rate.

wlslChStatsTotPktsAt18Mbps

Syntax	Counter32
Max-Access	read-only
Status	current
Description	The total number of packets observed on this channel at 18 Mbps rate.

wlslChStatsTotBytesAt18Mbps

Syntax	Counter32
Max-Access	read-only
Status	current
Description	The total number of bytes observed on this channel at 18 Mbps rate.

wlslChStatsTotPktsAt24Mbps

Syntax	Counter32
Max-Access	read-only
Status	current
Description	The total number of packets observed on this channel at 24 Mbps rate.

wlslChStatsTotBytesAt24Mbps

Syntax	Counter32
Max-Access	read-only
Status	current
Description	The total number of bytes observed on this channel at 24 Mbps rate.

wlslChStatsTotPktsAt36Mbps

Syntax	Counter32
Max-Access	read-only
Status	current
Description	The total number of packets observed on this channel at 36 Mbps rate.

wlsrChStatsTotBytesAt36Mbps

Syntax	Counter32
Max-Access	read-only
Status	current
Description	The total number of bytes observed on this channel at 36 Mbps rate.

wlsrChStatsTotPktsAt48Mbps

Syntax	Counter32
Max-Access	read-only
Status	current
Description	The total number of packets observed on this channel at 48 Mbps rate.

wlsrChStatsTotBytesAt48Mbps

Syntax	Counter32
Max-Access	read-only
Status	current
Description	The total number of bytes observed on this channel at 48 Mbps rate.

wlsrChStatsTotPktsAt54Mbps

Syntax	Counter32
Max-Access	read-only
Status	current
Description	The total number of packets observed on this channel at 54 Mbps rate.

wlsrChStatsTotBytesAt54Mbps

Syntax	Counter32
Max-Access	read-only
Status	current
Description	The total number of bytes observed on this channel at 54 Mbps rate.

wlsrChannelDATypeStatsTable

The objects of the wlsr Channel Destination Address Type Statistics table provide statistical information about channels that is based on the destination type.

Table 10 *wlsrChannelDATypeStatsTable* OIDs

Object	Object ID	
wlsrChannelDATypeStatsEntry	1.3.6.1.4.1.14823.2.3.1.1.3.3.3.1	wlsrChannelDATypeStatsTable 1
wlsrChStatsTotDABroadcastPkts	1.3.6.1.4.1.14823.2.3.1.1.3.3.3.1.1	wlsrChannelDATypeStatsEntry 1
wlsrChStatsTotDABroadcastBytes	1.3.6.1.4.1.14823.2.3.1.1.3.3.3.1.2	wlsrChannelDATypeStatsEntry 2
wlsrChStatsTotDAMulticastPkts	1.3.6.1.4.1.14823.2.3.1.1.3.3.3.1.3	wlsrChannelDATypeStatsEntry 3
wlsrChStatsTotDAMulticastBytes	1.3.6.1.4.1.14823.2.3.1.1.3.3.3.1.4	wlsrChannelDATypeStatsEntry 4
wlsrChStatsTotDAUnicastPkts	1.3.6.1.4.1.14823.2.3.1.1.3.3.3.1.5	wlsrChannelDATypeStatsEntry 5
wlsrChStatsTotDAUnicastBytes	1.3.6.1.4.1.14823.2.3.1.1.3.3.3.1.6	wlsrChannelDATypeStatsEntry 6

wlsrChannelDATypeStatsEntry

Syntax	wlsrChannelDATypeStatsEntry
Max-Access	not-accessible
Status	current
Description	Channel Statistics based on the Address Type.
Index	{ wlsrChStatsChannel }

wlsrChStatsTotDABroadcastPkts

Syntax	Counter32
Max-Access	read-only
Status	current
Description	The total number of broadcast packets observed on this channel.

wlsrChStatsTotDABroadcastBytes

Syntax	Counter32
Max-Access	read-only
Status	current
Description	The total number of broadcast bytes observed on this channel.

wlsrChStatsTotDAMulticastPkts

Syntax	Counter32
Max-Access	read-only
Status	current
Description	The total number of multicast packets observed on this channel.

wlsrChStatsTotDAMulticastBytes

Syntax	Counter32
Max-Access	read-only
Status	current
Description	The total number of multicast bytes observed on this channel.

wlsrChStatsTotDAUnicastPkts

Syntax	Counter32
Max-Access	read-only
Status	current
Description	The total number of unicast packets observed on this channel.

wlsrChStatsTotDAUnicastBytes

Syntax	Counter32
Max-Access	read-only
Status	current
Description	The total number of unicast bytes observed on this channel.

wlsrChannelFrameTypeStatsTable

The objects of the wlsr Channel Frame Type Statistics table provide information on package and byte counts per channel, which are sorted by frame type.

Table 11 *wlsrChannelFrameTypeStatsTable* OIDs

Object	Object ID	
wlsrChannelFrameTypeStatsEntry	1.3.6.1.4.1.14823.2.3.1.1.3.3.3.1	wlsrChannelFrameTypeStatsTable 1
wlsrChStatsTotMgmtPkts	1.3.6.1.4.1.14823.2.3.1.1.3.3.3.1.1	wlsrChannelFrameTypeStatsEntry 1
wlsrChStatsTotMgmtBytes	1.3.6.1.4.1.14823.2.3.1.1.3.3.3.1.2	wlsrChannelFrameTypeStatsEntry 2
wlsrChStatsTotCtrlPkts	1.3.6.1.4.1.14823.2.3.1.1.3.3.3.1.3	wlsrChannelFrameTypeStatsEntry 3
wlsrChStatsTotCtrlBytes	1.3.6.1.4.1.14823.2.3.1.1.3.3.3.1.4	wlsrChannelFrameTypeStatsEntry 4
wlsrChStatsTotDataPkts	1.3.6.1.4.1.14823.2.3.1.1.3.3.3.1.5	wlsrChannelFrameTypeStatsEntry 5
wlsrChStatsTotDataBytes	1.3.6.1.4.1.14823.2.3.1.1.3.3.3.1.6	wlsrChannelFrameTypeStatsEntry 6

wlsrChannelFrameTypeStatsEntry

Syntax	wlsrChannelFrameTypeStatsEntry
Max-Access	not-accessible
Status	current
Description	Channel statistics based on frame type.
Index	{ wlsrChStatsChannel}

wlsrChStatsTotMgmtPkts

Syntax	Counter32
Max-Access	read-only
Status	current
Description	The total number of management packets observed on this channel.

wlsrChStatsTotMgmtBytes

Syntax	Counter32
Max-Access	read-only
Status	current
Description	The total number of management bytes observed on this channel.

wlsrChStatsTotCtrlPkts

Syntax	Counter32
Max-Access	read-only
Status	current
Description	The total number of control packets observed on this channel.

wlsrChStatsTotCtrlBytes

Syntax	Counter32
Max-Access	read-only
Status	current
Description	The total number of control bytes observed on this channel.

wlsrChStatsTotDataPkts

Syntax	Counter32
Max-Access	read-only
Status	current
Description	The total number of data packets observed on this channel.

wlsrChStatsTotDataBytes

Syntax	Counter32
Max-Access	read-only
Status	current
Description	The total number of data bytes observed on this channel.

wlsrChannelPktSizeStatsTable

The objects of the wlsr Channel Packet Size Statistics table provide channel statistics that are grouped by packet size.

Table 12 *wlsrChannelPktSizeStatsTable* OIDs

Object	OID	
wlsrChannelPktSizeStatsEntry	1.3.6.1.4.1.14823.2.3.1.1.3.3.4.1	wlsrChannelPktSizeStatsTable 1
wlsrChStatsPkts63Bytes	1.3.6.1.4.1.14823.2.3.1.1.3.3.4.1.1	wlsrChannelPktSizeStatsEntry 1
wlsrChStatsPkts64To127	1.3.6.1.4.1.14823.2.3.1.1.3.3.4.1.2	wlsrChannelPktSizeStatsEntry 2
wlsrChStatsPkts128To255	1.3.6.1.4.1.14823.2.3.1.1.3.3.4.1.3	wlsrChannelPktSizeStatsEntry 3
wlsrChStatsPkts256To511	1.3.6.1.4.1.14823.2.3.1.1.3.3.4.1.4	wlsrChannelPktSizeStatsEntry 4
wlsrChStatsPkts512To1023	1.3.6.1.4.1.14823.2.3.1.1.3.3.4.1.5	wlsrChannelPktSizeStatsEntry 5
wlsrChStatsPkts1024To1518	1.3.6.1.4.1.14823.2.3.1.1.3.3.4.1.6	wlsrChannelPktSizeStatsEntry 6

wlsrChannelPktSizeStatsEntry

Syntax	wlsrChannelPktSizeStatsEntry
Max-Access	not-accessible
Status	current
Description	Channel statistics based on the packet sizes.
Index	{ wlsrChStatsChannel }

wlsrChStatsPkts63Bytes

Syntax	Counter32
Max-Access	read-only
Status	current
Description	The total number of packets that were less than 64 bytes long.

wlsrChStatsPkts64To127

Syntax	Counter32
Max-Access	read-only
Status	current
Description	The total number of packets that were between 64 and 127 bytes long.

wlsrChStatsPkts128To255

Syntax	Counter32
Max-Access	read-only
Status	current
Description	The total number of packets that were between 128 and 255 bytes long.

wlsrChStatsPkts256To511

Syntax	Counter32
Max-Access	read-only
Status	current
Description	The total number of packets that were between 256 and 511 bytes long.

wlsrChStatsPkts512To1023

Syntax	Counter32
Max-Access	read-only
Status	current
Description	The total number of packets that were between 512 and 1023 bytes long.

wlsrChStatsPkts1024To1518

Syntax	Counter32
Max-Access	read-only
Status	current
Description	The total number of packets that were between 1024 and 1518 bytes long.

wlsrStaStatsTable

The objects of the wlsr Station Statistics table provides the aggregated statistics for a station.

Table 13 *wlsrStaStatsTable* OIDs

Object	Object ID	
wlsrStaStatsEntry	1.3.6.1.4.1.14823.2.3.1.1.3.4.1.1	wlsrStaStatsTable 1

Table 13 *wlsrStaStatsTable OIDs (Continued)*

Object	Object ID	
wlsrStaAddress	1.3.6.1.4.1.14823.2.3.1.1.3.4.1.1.1	wlsrStaStatsEntry 1
wlsrStaTxPkts	1.3.6.1.4.1.14823.2.3.1.1.3.4.1.1.2	wlsrStaStatsEntry 2
wlsrStaTxBytes	1.3.6.1.4.1.14823.2.3.1.1.3.4.1.1.3	wlsrStaStatsEntry 3
wlsrStaRxPkts	1.3.6.1.4.1.14823.2.3.1.1.3.4.1.1.4	wlsrStaStatsEntry 4
wlsrStaRxBytes	1.3.6.1.4.1.14823.2.3.1.1.3.4.1.1.5	wlsrStaStatsEntry 5
wlsrStaTxRetryPkts	1.3.6.1.4.1.14823.2.3.1.1.3.4.1.1.6	wlsrStaStatsEntry 6
wlsrStaRxRetryPkts	1.3.6.1.4.1.14823.2.3.1.1.3.4.1.1.7	wlsrStaStatsEntry 7
wlsrStaTxFragmentedPkts	1.3.6.1.4.1.14823.2.3.1.1.3.4.1.1.8	wlsrStaStatsEntry 8
wlsrStaRxFragmentedPkts	1.3.6.1.4.1.14823.2.3.1.1.3.4.1.1.9	wlsrStaStatsEntry 9
wlsrStaReceiveErrPkts	1.3.6.1.4.1.14823.2.3.1.1.3.4.1.1.10	wlsrStaStatsEntry 10
wlsrStaTxTotSignal	1.3.6.1.4.1.14823.2.3.1.1.3.4.1.1.11	wlsrStaStatsEntry 11
wlsrStaTxSignalPkts	1.3.6.1.4.1.14823.2.3.1.1.3.4.1.1.12	wlsrStaStatsEntry 12
wlsrStaTxCurSignal	1.3.6.1.4.1.14823.2.3.1.1.3.4.1.1.13	wlsrStaStatsEntry 13
wlsrStaTxHighSignal	1.3.6.1.4.1.14823.2.3.1.1.3.4.1.1.14	wlsrStaStatsEntry 14
wlsrStaRxTotNoise	1.3.6.1.4.1.14823.2.3.1.1.3.4.1.1.15	wlsrStaStatsEntry 15
wlsrStaRxNoisePkts	1.3.6.1.4.1.14823.2.3.1.1.3.4.1.1.16	wlsrStaStatsEntry 16
wlsrStaRxCurrentNoise	1.3.6.1.4.1.14823.2.3.1.1.3.4.1.1.17	wlsrStaStatsEntry 17
wlsrStaRxHighNoise	1.3.6.1.4.1.14823.2.3.1.1.3.4.1.1.18	wlsrStaStatsEntry 18
wlsrStaRxLowNoise	1.3.6.1.4.1.14823.2.3.1.1.3.4.1.1.19	wlsrStaStatsEntry 19
wlsrStaFrameRetryRate	1.3.6.1.4.1.14823.2.3.1.1.3.4.1.1.20	wlsrStaStatsEntry 20
wlsrStaFrameLowSpeedRate	1.3.6.1.4.1.14823.2.3.1.1.3.4.1.1.21	wlsrStaStatsEntry 21
wlsrStaFrameNonUnicastRate	1.3.6.1.4.1.14823.2.3.1.1.3.4.1.1.22	wlsrStaStatsEntry 22
wlsrStaFrameRetryErrorRate	1.3.6.1.4.1.14823.2.3.1.1.3.4.1.1.23	wlsrStaStatsEntry 23
wlsrStaFrameBandwidthRate	1.3.6.1.4.1.14823.2.3.1.1.3.4.1.1.24	wlsrStaStatsEntry 24
wlsrStaFrameFragmentationRate	1.3.6.1.4.1.14823.2.3.1.1.3.4.1.1.25	wlsrStaStatsEntry 25
wlsrStaFrameHighBandwidthRate	1.3.6.1.4.1.14823.2.3.1.1.3.4.1.1.26	wlsrStaStatsEntry 26

wlsrStaStatsEntry

Syntax	wlsrStaStatsEntry
Max-Access	not-accessible
Status	current
Description	Station statistics.
Index	{ wlsrStaAddress }

wlsrStaAddress

Syntax	MacAddress
Max-Access	not-accessible
Status	current
Description	The MAC Address of the station connected to this access point.

wlsrStaTxPkts

Syntax	Counter32
Max-Access	read-only
Status	current
Description	The total packets transmitted to the station.

wlsrStaTxBytes

Syntax	Counter32
Max-Access	read-only
Status	current
Description	The total bytes transmitted to the station.

wlsrStaRxPkts

Syntax	Counter32
Max-Access	read-only
Status	current
Description	The total packets received from the station.

wlsrStaRxBytes

Syntax	Counter32
Max-Access	read-only
Status	current
Description	The total bytes received from the station.

wlsrStaTxRetryPkts

Syntax	Counter32
Max-Access	read-only
Status	current
Description	The retry packets transmitted by the station

wlSrStaRxRetryPkts

Syntax	Counter32
Max-Access	read-only
Status	current
Description	The retry packets received from the station.

wlSrStaTxFragmentedPkts

Syntax	Counter32
Max-Access	read-only
Status	current
Description	The fragmented packets transmitted by the station.

wlSrStaRxFragmentedPkts

Syntax	Counter32
Max-Access	read-only
Status	current
Description	The fragmented packets received from the station.

wlSrStaReceiveErrPkts

Syntax	Counter32
Max-Access	read-only
Status	current
Description	The total error packets received from this station.

wlSrStaTxTotSignal

Syntax	Integer32
Max-Access	read-only
Status	current
Description	The attribute indicates the total transmitted signal computed for this station.

wlSrStaTxSignalPkts

Syntax	Counter32
Max-Access	read-only
Status	current
Description	The total signal packets transmitted by this station.

wlsrStaTxCurSignal

Syntax	Integer32
Max-Access	read-only
Status	current
Description	This attribute indicate the station's current transmit signal strength.

wlsrStaTxHighSignal

Syntax	Integer32
Max-Access	read-only
Status	current
Description	This attribute indicate the station's high transmit signal strength.

wlsrStaRxTotNoise

Syntax	Counter32
Max-Access	read-only
Status	deprecated
Description	Total noise.

wlsrStaRxNoisePkts

Syntax	Counter32
Max-Access	read-only
Status	deprecated
Description	Received noise.

wlsrStaRxCurrentNoise

Syntax	Integer32
Max-Access	read-only
Status	deprecated
Description	Current noise.

wlsrStaRxHighNoise

Syntax	Integer32
Max-Access	read-only
Status	deprecated
Description	High noise.

wlSrStaRxLowNoise

Syntax	Integer32
Max-Access	read-only
Status	deprecated
Description	Low noise.

wlSrStaFrameRetryRate

Syntax	Integer32
Max-Access	read-only
Status	current
Description	Station frame retry rate in kbps.

wlSrStaFrameLowSpeedRate

Syntax	Integer32
Max-Access	read-only
Status	current
Description	Station frame low speed error rate in kbps.

wlSrStaFrameNonUnicastRate

Syntax	Integer32
Max-Access	read-only
Status	current
Description	Station frame non-unicast rate in kbps.

wlSrStaFrameRetryErrorRate

Syntax	Integer32
Max-Access	read-only
Status	current
Description	Station frame retry error rate in kbps.

wlSrStaFrameBandwidthRate

Syntax	Integer32
Max-Access	read-only
Status	current
Description	Station frame bandwidth rate in kbps.

wlsrStaFrameFragmentationRate

Syntax	Integer32
Max-Access	read-only
Status	current
Description	Station frame fragmentation rate in kbps.

wlsrStaFrameHighBandwidthRate

Syntax	Integer32
Max-Access	read-only
Status	current
Description	Station frame high bandwidth rate in kbps.

wlsrStaRateStatsTable

The objects of the wlsr Station Rate Statistics table provide information on channel packet and byte counts per channel. The information is grouped by data transfer rate.

Table 14 *wlsrStaRateStatsTable OIDs*

Object	Object ID	
wlsrStaRateStatsEntry	1.3.6.1.4.1.14823.2.3.1.1.3.4.2.1	wlsrStaRateStatsTable 1
wlsrStaTxPktsAt1Mbps	1.3.6.1.4.1.14823.2.3.1.1.3.4.2.1.1	wlsrStaRateStatsEntry 1
wlsrStaTxBytesAt1Mbps	1.3.6.1.4.1.14823.2.3.1.1.3.4.2.1.2	wlsrStaRateStatsEntry 2
wlsrStaTxPktsAt2Mbps	1.3.6.1.4.1.14823.2.3.1.1.3.4.2.1.3	wlsrStaRateStatsEntry 3
wlsrStaTxBytesAt2Mbps	1.3.6.1.4.1.14823.2.3.1.1.3.4.2.1.4	wlsrStaRateStatsEntry 4
wlsrStaTxPktsAt5Mbps	1.3.6.1.4.1.14823.2.3.1.1.3.4.2.1.5	wlsrStaRateStatsEntry 5
wlsrStaTxBytesAt5Mbps	1.3.6.1.4.1.14823.2.3.1.1.3.4.2.1.6	wlsrStaRateStatsEntry 6
wlsrStaTxPktsAt11Mbps	1.3.6.1.4.1.14823.2.3.1.1.3.4.2.1.7	wlsrStaRateStatsEntry 7
wlsrStaTxBytesAt11Mbps	1.3.6.1.4.1.14823.2.3.1.1.3.4.2.1.8	wlsrStaRateStatsEntry 8
wlsrStaTxPktsAt6Mbps	1.3.6.1.4.1.14823.2.3.1.1.3.4.2.1.9	wlsrStaRateStatsEntry 9
wlsrStaTxBytesAt6Mbps	1.3.6.1.4.1.14823.2.3.1.1.3.4.2.1.10	wlsrStaRateStatsEntry 10
wlsrStaTxPktsAt12Mbps	1.3.6.1.4.1.14823.2.3.1.1.3.4.2.1.11	wlsrStaRateStatsEntry 11
wlsrStaTxBytesAt12Mbps	1.3.6.1.4.1.14823.2.3.1.1.3.4.2.1.12	wlsrStaRateStatsEntry 12
wlsrStaTxPktsAt18Mbps	1.3.6.1.4.1.14823.2.3.1.1.3.4.2.1.13	wlsrStaRateStatsEntry 13
wlsrStaTxBytesAt18Mbps	1.3.6.1.4.1.14823.2.3.1.1.3.4.2.1.14	wlsrStaRateStatsEntry 14
wlsrStaTxPktsAt24Mbps	1.3.6.1.4.1.14823.2.3.1.1.3.4.2.1.15	wlsrStaRateStatsEntry 15
wlsrStaTxBytesAt24Mbps	1.3.6.1.4.1.14823.2.3.1.1.3.4.2.1.16	wlsrStaRateStatsEntry 16
wlsrStaTxPktsAt36Mbps	1.3.6.1.4.1.14823.2.3.1.1.3.4.2.1.17	wlsrStaRateStatsEntry 17
wlsrStaTxBytesAt36Mbps	1.3.6.1.4.1.14823.2.3.1.1.3.4.2.1.18	wlsrStaRateStatsEntry 18

Table 14 *wlsrStaRateStatsTable* OIDs (Continued)

Object	Object ID	
wlsrStaTxPktsAt48Mbps	1.3.6.1.4.1.14823.2.3.1.1.3.4.2.1.19	wlsrStaRateStatsEntry 19
wlsrStaTxBytesAt48Mbps	1.3.6.1.4.1.14823.2.3.1.1.3.4.2.1.20	wlsrStaRateStatsEntry 20
wlsrStaTxPktsAt54Mbps	1.3.6.1.4.1.14823.2.3.1.1.3.4.2.1.21	wlsrStaRateStatsEntry 21
wlsrStaTxBytesAt54Mbps	1.3.6.1.4.1.14823.2.3.1.1.3.4.2.1.22	wlsrStaRateStatsEntry 22
wlsrStaRxPktsAt1Mbps	1.3.6.1.4.1.14823.2.3.1.1.3.4.2.1.23	wlsrStaRateStatsEntry 23
wlsrStaRxBytesAt1Mbps	1.3.6.1.4.1.14823.2.3.1.1.3.4.2.1.24	wlsrStaRateStatsEntry 24
wlsrStaRxPktsAt2Mbps	1.3.6.1.4.1.14823.2.3.1.1.3.4.2.1.25	wlsrStaRateStatsEntry 25
wlsrStaRxBytesAt2Mbps	1.3.6.1.4.1.14823.2.3.1.1.3.4.2.1.26	wlsrStaRateStatsEntry 26
wlsrStaRxPktsAt5Mbps	1.3.6.1.4.1.14823.2.3.1.1.3.4.2.1.27	wlsrStaRateStatsEntry 27
wlsrStaRxBytesAt5Mbps	1.3.6.1.4.1.14823.2.3.1.1.3.4.2.1.28	wlsrStaRateStatsEntry 28
wlsrStaRxPktsAt11Mbps	1.3.6.1.4.1.14823.2.3.1.1.3.4.2.1.29	wlsrStaRateStatsEntry 29
wlsrStaRxBytesAt11Mbps	1.3.6.1.4.1.14823.2.3.1.1.3.4.2.1.30	wlsrStaRateStatsEntry 30
wlsrStaRxPktsAt6Mbps	1.3.6.1.4.1.14823.2.3.1.1.3.4.2.1.31	wlsrStaRateStatsEntry 31
wlsrStaRxBytesAt6Mbps	1.3.6.1.4.1.14823.2.3.1.1.3.4.2.1.32	wlsrStaRateStatsEntry 32
wlsrStaRxPktsAt12Mbps	1.3.6.1.4.1.14823.2.3.1.1.3.4.2.1.33	wlsrStaRateStatsEntry 33
wlsrStaRxBytesAt12Mbps	1.3.6.1.4.1.14823.2.3.1.1.3.4.2.1.34	wlsrStaRateStatsEntry 34
wlsrStaRxPktsAt18Mbps	1.3.6.1.4.1.14823.2.3.1.1.3.4.2.1.35	wlsrStaRateStatsEntry 35
wlsrStaRxBytesAt18Mbps	1.3.6.1.4.1.14823.2.3.1.1.3.4.2.1.36	wlsrStaRateStatsEntry 36
wlsrStaRxPktsAt24Mbps	1.3.6.1.4.1.14823.2.3.1.1.3.4.2.1.37	wlsrStaRateStatsEntry 37
wlsrStaRxBytesAt24Mbps	1.3.6.1.4.1.14823.2.3.1.1.3.4.2.1.38	wlsrStaRateStatsEntry 38
wlsrStaRxPktsAt36Mbps	1.3.6.1.4.1.14823.2.3.1.1.3.4.2.1.39	wlsrStaRateStatsEntry 39
wlsrStaRxBytesAt36Mbps	1.3.6.1.4.1.14823.2.3.1.1.3.4.2.1.40	wlsrStaRateStatsEntry 40
wlsrStaRxPktsAt48Mbps	1.3.6.1.4.1.14823.2.3.1.1.3.4.2.1.41	wlsrStaRateStatsEntry 41
wlsrStaRxBytesAt48Mbps	1.3.6.1.4.1.14823.2.3.1.1.3.4.2.1.42	wlsrStaRateStatsEntry 42
wlsrStaRxPktsAt54Mbps	1.3.6.1.4.1.14823.2.3.1.1.3.4.2.1.43	wlsrStaRateStatsEntry 43
wlsrStaRxBytesAt54Mbps	1.3.6.1.4.1.14823.2.3.1.1.3.4.2.1.44	wlsrStaRateStatsEntry 44

wlsrStaRateStatsEntry

Syntax	wlsrStaRateStatsEntry
Max-Access	not-accessible
Status	current
Description	Station rate statistics table.
Index	{ wlsrStaAddress }

wlSrStaTxPktsAt1Mbps

Syntax	Counter32
Max-Access	read-only
Status	current
Description	The number of packets transmitted by the station at 1 Mbps rate.

wlSrStaTxBytesAt1Mbps

Syntax	Counter32
Max-Access	read-only
Status	current
Description	The number of octets transmitted by the station at 1 Mbps rate.

wlSrStaTxPktsAt2Mbps

Syntax	Counter32
Max-Access	read-only
Status	current
Description	The number of packets transmitted by the station at 2 Mbps rate.

wlSrStaTxBytesAt2Mbps

Syntax	Counter32
Max-Access	read-only
Status	current
Description	The number of octets transmitted by the station at 2 Mbps rate.

wlSrStaTxPktsAt5Mbps

Syntax	Counter32
Max-Access	read-only
Status	current
Description	The number of packets transmitted by the station at 5 Mbps rate.

wlSrStaTxBytesAt5Mbps

Syntax	Counter32
Max-Access	read-only
Status	current
Description	The number of octets transmitted by the station at 5 Mbps rate.

wlSrStaTxPktsAt11Mbps

Syntax	Counter32
Max-Access	read-only
Status	current
Description	The number of packets transmitted by the station at 11 Mbps rate.

wlSrStaTxBytesAt11Mbps

Syntax	Counter32
Max-Access	read-only
Status	current
Description	The number of octets transmitted by the station at 11 Mbps rate.

wlSrStaTxPktsAt6Mbps

Syntax	Counter32
Max-Access	read-only
Status	current
Description	The number of packets transmitted by the station at 6 Mbps rate.

wlSrStaTxBytesAt6Mbps

Syntax	Counter32
Max-Access	read-only
Status	current
Description	The number of octets transmitted by the station at 6 Mbps rate.

wlSrStaTxPktsAt12Mbps

Syntax	Counter32
Max-Access	read-only
Status	current
Description	The number of packets transmitted by the station at 12 Mbps rate.

wlSrStaTxBytesAt12Mbps

Syntax	Counter32
Max-Access	read-only
Status	current
Description	The number of octets transmitted by the station at 12 Mbps rate.

wlSrStaTxPktsAt18Mbps

Syntax	Counter32
Max-Access	read-only
Status	current
Description	The number of packets transmitted by the station at 18 Mbps rate.

wlSrStaTxBytesAt18Mbps

Syntax	Counter32
Max-Access	read-only
Status	current
Description	The number of octets transmitted by the station at 18 Mbps rate.

wlSrStaTxPktsAt24Mbps

Syntax	Counter32
Max-Access	read-only
Status	current
Description	The number of packets transmitted by the station at 24 Mbps rate.

wlSrStaTxBytesAt24Mbps

Syntax	Counter32
Max-Access	read-only
Status	current
Description	The number of octets transmitted by the station at 24 Mbps rate.

wlSrStaTxPktsAt36Mbps

Syntax	Counter32
Max-Access	read-only
Status	current
Description	The number of packets transmitted by the station at 36 Mbps rate.

wlSrStaTxBytesAt36Mbps

Syntax	Counter32
Max-Access	read-only
Status	current
Description	The number of octets transmitted by the station at 36 Mbps rate.

wlSrStaTxPktsAt48Mbps

Syntax	Counter32
Max-Access	read-only
Status	current
Description	The number of packets transmitted by the station at 48 Mbps rate.

wlSrStaTxBytesAt48Mbps

Syntax	Counter32
Max-Access	read-only
Status	current
Description	The number of octets transmitted by the station at 48 Mbps rate.

wlSrStaTxPktsAt54Mbps

Syntax	Counter32
Max-Access	read-only
Status	current
Description	The number of packets transmitted by the station at 54 Mbps rate.

wlSrStaTxBytesAt54Mbps

Syntax	Counter32
Max-Access	read-only
Status	current
Description	The number of octets transmitted by the station at 54 Mbps rate.

wlSrStaRxPktsAt1Mbps

Syntax	Counter32
Max-Access	read-only
Status	current
Description	The number of packets received by the station at 1 Mbps rate.

wlSrStaRxBytesAt1Mbps

Syntax	Counter32
Max-Access	read-only
Status	current
Description	The number of octets received by the station at 1 Mbps rate.

wlSrStaRxPktsAt2Mbps

Syntax	Counter32
Max-Access	read-only
Status	current
Description	The number of packets received by the station at 2 Mbps rate.

wlSrStaRxBytesAt2Mbps

Syntax	Counter32
Max-Access	read-only
Status	current
Description	The number of octets received by the station at 2 Mbps rate.

wlSrStaRxPktsAt5Mbps

Syntax	Counter32
Max-Access	read-only
Status	current
Description	The number of packets received by the station at 5 Mbps rate.

wlSrStaRxBytesAt5Mbps

Syntax	Counter32
Max-Access	read-only
Status	current
Description	The number of octets received by the station at 5 Mbps rate.

wlSrStaRxPktsAt11Mbps

Syntax	Counter32
Max-Access	read-only
Status	current
Description	The number of packets received by the station at 11 Mbps rate.

wlSrStaRxBytesAt11Mbps

Syntax	Counter32
Max-Access	read-only
Status	current
Description	The number of octets received by the station at 11 Mbps rate.

wlSrStaRxPktsAt6Mbps

Syntax	Counter32
Max-Access	read-only
Status	current
Description	The number of packets received by the station at 6 Mbps rate.

wlSrStaRxBytesAt6Mbps

Syntax	Counter32
Max-Access	read-only
Status	current
Description	The number of octets received by the station at 6 Mbps rate.

wlSrStaRxPktsAt12Mbps

Syntax	Counter32
Max-Access	read-only
Status	current
Description	The number of packets received by the station at 12 Mbps rate.

wlSrStaRxBytesAt12Mbps

Syntax	Counter32
Max-Access	read-only
Status	current
Description	The number of octets received by the station at 12 Mbps rate.

wlSrStaRxPktsAt18Mbps

Syntax	Counter32
Max-Access	read-only
Status	current
Description	The number of packets received by the station at 18 Mbps rate.

wlSrStaRxBytesAt18Mbps

Syntax	Counter32
Max-Access	read-only
Status	current
Description	The number of octets received by the station at 18 Mbps rate.

wlSrStaRxPktsAt24Mbps

Syntax	Counter32
Max-Access	read-only
Status	current
Description	The number of packets received by the station at 24 Mbps rate.

wlSrStaRxBytesAt24Mbps

Syntax	Counter32
Max-Access	read-only
Status	current
Description	The number of octets received by the station at 24 Mbps rate.

wlSrStaRxPktsAt36Mbps

Syntax	Counter32
Max-Access	read-only
Status	current
Description	The number of packets received by the station at 36 Mbps rate.

wlSrStaRxBytesAt36Mbps

Syntax	Counter32
Max-Access	read-only
Status	current
Description	The number of octets received by the station at 36 Mbps rate.

wlSrStaRxPktsAt48Mbps

Syntax	Counter32
Max-Access	read-only
Status	current
Description	The number of packets received by the station at 48 Mbps rate.

wlSrStaRxBytesAt48Mbps

Syntax	Counter32
Max-Access	read-only
Status	current
Description	The number of octets received by the station at 48 Mbps rate.

wlsrStaRxPktsAt54Mbps

Syntax	Counter32
Max-Access	read-only
Status	current
Description	The number of packets received by the station at 54 Mbps rate.

wlsrStaRxBytesAt54Mbps

Syntax	Counter32
Max-Access	read-only
Status	current
Description	The number of octets received by the station at 54 Mbps rate.

wlsrStaDATypeStatsTable

The objects of the wlsr Station Destination Type Statistics table provide information categorized by address type.

Table 15 *wlsrStaDATypeStatsTable OIDs*

Object	OIDs	
wlsrStaDATypeStatsEntry	1.3.6.1.4.1.14823.2.3.1.1.3.4.3.1	wlsrStaDATypeStatsTable 1
wlsrStaTxDABroadcastPkts	1.3.6.1.4.1.14823.2.3.1.1.3.4.3.1.1	wlsrStaDATypeStatsEntry 1
wlsrStaTxDABroadcastBytes	1.3.6.1.4.1.14823.2.3.1.1.3.4.3.1.2	wlsrStaDATypeStatsEntry 2
wlsrStaTxDAMulticastPkts	1.3.6.1.4.1.14823.2.3.1.1.3.4.3.1.3	wlsrStaDATypeStatsEntry 3
wlsrStaTxDAMulticastBytes	1.3.6.1.4.1.14823.2.3.1.1.3.4.3.1.4	wlsrStaDATypeStatsEntry 4
wlsrStaTxDAUnicastPkts	1.3.6.1.4.1.14823.2.3.1.1.3.4.3.1.5	wlsrStaDATypeStatsEntry 5
wlsrStaTxDAUnicastBytes	1.3.6.1.4.1.14823.2.3.1.1.3.4.3.1.6	wlsrStaDATypeStatsEntry 6

wlsrStaDATypeStatsEntry

Syntax	wlsrStaDATypeStatsEntry
Max-Access	not-accessible
Status	current
Description	Station statistics based on the destination address.
Index	{ wlsrStaAddress }

wlSrStaTxDABroadcastPkts

Syntax	Counter32
Max-Access	read-only
Status	current
Description	The number of broadcast packets transmitted by this station.

wlSrStaTxDABroadcastBytes

Syntax	Counter32
Max-Access	read-only
Status	current
Description	The number of broadcast bytes transmitted by this station.

wlSrStaTxDAMulticastPkts

Syntax	Counter32
Max-Access	read-only
Status	current
Description	The number of multicast packets transmitted by this station.

wlSrStaTxDAMulticastBytes

Syntax	Counter32
Max-Access	read-only
Status	current
Description	The number of multicast bytes transmitted by this station.

wlSrStaTxDAUnicastPkts

Syntax	Counter32
Max-Access	read-only
Status	current
Description	The total of unicast packets transmitted by this station.

wlSrStaTxDAUnicastBytes

Syntax	Counter32
Max-Access	read-only
Status	current
Description	The total of unicast bytes transmitted by this station.

wlsrStaFrameTypeStatsTable

The objects of the wlsr Station Frame Type Statistics table provide information about packet and byte counts per channel. The information is grouped by frame type.

Table 16 *wlsrStaFrameTypeStatsTable* OIDs

Object	Object ID	
wlsrStaFrameTypeStatsEntry	1.3.6.1.4.1.14823.2.3.1.1.3.4.4.1	wlsrStaFrameTypeStatsTable 1
wlsrStaTxMgmtPkts	1.3.6.1.4.1.14823.2.3.1.1.3.4.4.1.1	wlsrStaFrameTypeStatsEntry 1
wlsrStaTxMgmtBytes	1.3.6.1.4.1.14823.2.3.1.1.3.4.4.1.2	wlsrStaFrameTypeStatsEntry 2
wlsrStaTxCtrlPkts	1.3.6.1.4.1.14823.2.3.1.1.3.4.4.1.3	wlsrStaFrameTypeStatsEntry 3
wlsrStaTxCtrlBytes	1.3.6.1.4.1.14823.2.3.1.1.3.4.4.1.4	wlsrStaFrameTypeStatsEntry 4
wlsrStaTxDataPkts	1.3.6.1.4.1.14823.2.3.1.1.3.4.4.1.5	wlsrStaFrameTypeStatsEntry 5
wlsrStaTxDataBytes	1.3.6.1.4.1.14823.2.3.1.1.3.4.4.1.6	wlsrStaFrameTypeStatsEntry 6
wlsrStaRxMgmtPkts	1.3.6.1.4.1.14823.2.3.1.1.3.4.4.1.7	wlsrStaFrameTypeStatsEntry 7
wlsrStaRxMgmtBytes	1.3.6.1.4.1.14823.2.3.1.1.3.4.4.1.8	wlsrStaFrameTypeStatsEntry 8
wlsrStaRxCtrlPkts	1.3.6.1.4.1.14823.2.3.1.1.3.4.4.1.9	wlsrStaFrameTypeStatsEntry 9
wlsrStaRxCtrlBytes	1.3.6.1.4.1.14823.2.3.1.1.3.4.4.1.10	wlsrStaFrameTypeStatsEntry 10
wlsrStaRxDataPkts	1.3.6.1.4.1.14823.2.3.1.1.3.4.4.1.11	wlsrStaFrameTypeStatsEntry 11
wlsrStaRxDataBytes	1.3.6.1.4.1.14823.2.3.1.1.3.4.4.1.12	wlsrStaFrameTypeStatsEntry 12

wlsrStaFrameTypeStatsEntry

Syntax	wlsrStaFrameTypeStatsEntry
Max-Access	not-accessible
Status	current
Description	Station frame type statistics entry.
Index	{ wlsrStaAddress }

wlsrStaTxMgmtPkts

Syntax	Counter32
Max-Access	read-only
Status	current
Description	The transmitted management packets from a station.

wlSrStaTxMgmtBytes

Syntax	Counter32
Max-Access	read-only
Status	current
Description	The transmitted management bytes from a station.

wlSrStaTxCtrlPkts

Syntax	Counter32
Max-Access	read-only
Status	current
Description	The transmitted control packets from a station.

wlSrStaTxCtrlBytes

Syntax	Counter32
Max-Access	read-only
Status	current
Description	The transmitted control bytes from a station.

wlSrStaTxDataPkts

Syntax	Counter32
Max-Access	read-only
Status	current
Description	The transmitted data packets from a station.

wlSrStaTxDataBytes

Syntax	Counter32
Max-Access	read-only
Status	current
Description	The transmitted data bytes observed on this channel.

wlSrStaRxMgmtPkts

Syntax	Counter32
Max-Access	read-only
Status	current
Description	The number of received management packets at a station.

wlsrStaRxMgmtBytes

Syntax	Counter32
Max-Access	read-only
Status	current
Description	The number of received management bytes at a station.

wlsrStaRxCtrlPkts

Syntax	Counter32
Max-Access	read-only
Status	current
Description	The number of received control packets at a station.

wlsrStaRxCtrlBytes

Syntax	Counter32
Max-Access	read-only
Status	current
Description	The number of received control bytes at a station.

wlsStaRxDataPkts

Syntax	Counter32
Max-Access	read-only
Status	current
Description	The number of received data packets at a station.

wlsrStaRxDataBytes

Syntax	Counter32
Max-Access	read-only
Status	current
Description	The number of received data bytes at a station.

wlsrStaPktSizeStatsTable

The objects of the wlsr Station Packet Size Statistics table provide information about packet and byte counts. The information is grouped by packet size.

Table 17 *wlsrStaPktSizeStatsTable* OIDs

Object	Object ID	
wlsrStaPktSizeStatsEntry	1.3.6.1.4.1.14823.2.3.1.1.3.3.5.1	wlsrStaPktSizeStatsTable 1
wlsrStaTxPkts63Bytes	1.3.6.1.4.1.14823.2.3.1.1.3.3.5.1.1	wlsrChannelPktSizeStatsEntry 1
wlsrStaTxPkts64To127	1.3.6.1.4.1.14823.2.3.1.1.3.3.5.1.2	wlsrChannelPktSizeStatsEntry 2
wlsrStaTxPkts128To255	1.3.6.1.4.1.14823.2.3.1.1.3.3.5.1.3	wlsrChannelPktSizeStatsEntry 3
wlsrStaTxPkts256To511	1.3.6.1.4.1.14823.2.3.1.1.3.3.5.1.4	wlsrChannelPktSizeStatsEntry 4
wlsrStaTxPkts512To1023	1.3.6.1.4.1.14823.2.3.1.1.3.3.5.1.5	wlsrChannelPktSizeStatsEntry 5
wlsrStaTxPkts1024To1518	1.3.6.1.4.1.14823.2.3.1.1.3.3.5.1.6	wlsrChannelPktSizeStatsEntry 6

wlsrStaPktSizeStatsEntry

Syntax	wlsrStaPktSizeStatsEntry
Max-Access	not-accessible
Status	current
Description	Station packet size statistics.
Index	{ wlsrStaAddress }

wlsrStaTxPkts63Bytes

Syntax	Counter32
Max-Access	read-only
Status	current
Description	The number of packets transmitted by the station that were less than 64 bytes long.

wlsrStaTxPkts64To127

Syntax	Counter32
Max-Access	read-only
Status	current
Description	The number of packets transmitted by the station that were between 64 and 127 bytes long.

wlsrStaTxPkts128To255

Syntax	Counter32
Max-Access	read-only
Status	current
Description	The number of packets transmitted by the station that were between 128 and 255 bytes long.

wlsrStaTxPkts256To511

Syntax	Counter32
Max-Access	read-only
Status	current
Description	The number of packets transmitted by the station that were between 256 and 511 bytes long.

wlsrStaTxPkts512To1023

Syntax	Counter32
Max-Access	read-only
Status	current
Description	The number of packets transmitted by the station that were between 512 and 1023 bytes long.

wlsrStaTxPkts1024To1518

Syntax	Counter32
Max-Access	read-only
Status	current
Description	The number of packets transmitted by the station that were between 1024 and 1518 bytes long.

wlsrStaRxPkts63Bytes

Syntax	Counter32
Max-Access	read-only
Status	current
Description	The number of packets received by the station that were less than 64 bytes long.

wlSrStaRxPkts64To127

Syntax	Counter32
Max-Access	read-only
Status	current
Description	The number of packets received by the station that were between 64 and 127 bytes long.

wlSrStaRxPkts128To255

Syntax	Counter32
Max-Access	read-only
Status	current
Description	The number of packets received by the station that were between 128 and 255 bytes long.

wlSrStaRxPkts256To511

Syntax	Counter32
Max-Access	read-only
Status	current
Description	The number of packets received by the station that were between 256 and 511 bytes long.

wlSrStaRxPkts512To1023

Syntax	Counter32
Max-Access	read-only
Status	current
Description	The number of packets received by the station that were between 512 and 1023 bytes long.

wlSrStaRxPkts1024To1518

Syntax	Counter32
Max-Access	read-only
Status	current
Description	The number of packets received by the station that were between 1024 and 1518 bytes long.

wlsrAirMonitorApListTable

The objects of the wlsr Air Monitor Access Point List table list all the access points that the air monitor is monitoring. On an access point, this table contains itself.

Table 18 *wlsrAirMonitorApListTable* OIDs

Object	Object ID	
wlsrAirMonitorApListEntry	1.3.6.1.4.1.14823.2.3.1.1.4.1.1	wlsrAirMonitorApListTable 1
wlsrAmApBSSID	1.3.6.1.4.1.14823.2.3.1.1.4.1.1.1	wlsrAirMonitorApListEntry 1
wlsrAmSSID	1.3.6.1.4.1.14823.2.3.1.1.4.1.1.2	wlsrAirMonitorApListEntry 2
wlsrAmChannel	1.3.6.1.4.1.14823.2.3.1.1.4.1.1.3	wlsrAirMonitorApListEntry 3
wlsrAmPhysicalType	1.3.6.1.4.1.14823.2.3.1.1.4.1.1.4	wlsrAirMonitorApListEntry 4
wlsrAmAccessPointType	1.3.6.1.4.1.14823.2.3.1.1.4.1.1.5	wlsrAirMonitorApListEntry 5
wlsrAmRAPType	1.3.6.1.4.1.14823.2.3.1.1.4.1.1.6	wlsrAirMonitorApListEntry 6
wlsrAmRSSI	1.3.6.1.4.1.14823.2.3.1.1.4.1.1.7	wlsrAirMonitorApListEntry 7
wlsrAmMonitoredTime	1.3.6.1.4.1.14823.2.3.1.1.4.1.1.8	wlsrAirMonitorApListEntry 8
wlsrAmInactivityTime	1.3.6.1.4.1.14823.2.3.1.1.4.1.1.9	wlsrAirMonitorApListEntry 9
wlsrAmLoadBalancing	1.3.6.1.4.1.14823.2.3.1.1.4.1.1.10	wlsrAirMonitorApListEntry 10

wlsrAirMonitorApListEntry

Syntax wlsrAirMonitorApListEntry

Max-Access not-accessible

Status current

Description Ap List Entry.

Index { wlsrAmApBSSID}

wlsrAmApBSSID

Syntax MacAddress

Max-Access not-accessible

Status current

Description BSSID of the access point.

wlsrAmSSID

Syntax DisplayString(Size(0..62))

Max-Access read-only

Status current

Description The SSID of the access point.

wlsrAmChannel

Syntax	Integer(1..165)
Max-Access	read-only
Status	current
Description	The channel on which this access point is operating.

wlsrAmPhysicalType

Syntax	Integer dot11b(1) dot11a(2) dot11g(3)
Max-Access	read-only
Status	current
Description	The physical layer type.

wlsrAmAccessPointType

Syntax	Integer genericAp(1) softAp(2) ciscoAp(3)
Max-Access	read-only
Status	current
Description	The type of access point.

wlsrAmRAPType

Syntax	Integer valid(1) interfering(2) unsecure(3) dos(4) unknown(5)
Max-Access	read-only
Status	current
Description	The type of the access point.

wlsrAmRSSI

Syntax	Integer32
Max-Access	read-only
Status	current
Description	The access point receiver signal strength.

wlsrAmMonitoredTime

Syntax	TimeTicks
Max-Access	read-only
Status	current
Description	Time in ticks since the air monitor is observing this access point.

wlsrAmInactivityTime

Syntax	TimeTicks
Max-Access	read-only
Status	current
Description	Access point inactivity time.

wlsrAmLoadBalancing

Syntax	Integer enable(1) disable(2)
Max-Access	read-only
Status	current
Description	The attributes indicates whether load balancing is enabled for this access point.

wlsrTrapObjectsGroup

The objects of the wlsr Trap Objects group provide information about traps generated by access points. The objects of this group do not support the commands *GET* or *SET*.

Table 19 *wlsrTrapsGroup* OIDs

Object	Object ID	
wlsrTargetApBSSID	1.3.6.1.4.1.14823.2.3.1.1.100.100.1	wlsrTrapObjectsGroup 1
wlsrTargetApSSID	1.3.6.1.4.1.14823.2.3.1.1.100.100.2	wlsrTrapObjectsGroup 2
wlsrTargetApChannel	1.3.6.1.4.1.14823.2.3.1.1.100.100.3	wlsrTrapObjectsGroup 3
wlsrSourceMac	1.3.6.1.4.1.14823.2.3.1.1.100.100.4	wlsrTrapObjectsGroup 4
wlsrNodeMac	1.3.6.1.4.1.14823.2.3.1.1.100.100.5	wlsrTrapObjectsGroup 5
wlsrFrameType	1.3.6.1.4.1.14823.2.3.1.1.100.100.6	wlsrTrapObjectsGroup 6
wlsrAddressType	1.3.6.1.4.1.14823.2.3.1.1.100.100.7	wlsrTrapObjectsGroup 7
wlsrSignatureName	1.3.6.1.4.1.14823.2.3.1.1.100.100.8	wlsrTrapObjectsGroup 8
wlsrMatchedMac	1.3.6.1.4.1.14823.2.3.1.1.100.100.9	wlsrTrapObjectsGroup 9
wlsrMatchedIp	1.3.6.1.4.1.14823.2.3.1.1.100.100.10	wlsrTrapObjectsGroup 10
wlsrReceiverMac	1.3.6.1.4.1.14823.2.3.1.1.100.100.11	wlsrTrapObjectsGroup 11

Table 19 *wlsrTrapsGroup OIDs (Continued)*

Object	Object ID	
wlsrTransmitterMac	1.3.6.1.4.1.14823.2.3.1.1.100.100.12	wlsrTrapObjectsGroup 12
wlsrRSSI	1.3.6.1.4.1.14823.2.3.1.1.100.100.13	wlsrTrapObjectsGroup 13
wlsrRogueInfoURL	1.3.6.1.4.1.14823.2.3.1.1.100.100.14	wlsrTrapObjectsGroup 14
wlsrInterferingAPInfoURL	1.3.6.1.4.1.14823.2.3.1.1.100.100.15	wlsrTrapObjectsGroup 15

wlsrTargetApBSSID

Syntax	MacAddress
Max-Access	read-only
Status	current
Description	This object is used in the traps to indicate the BSSID of the access point for which we are raising the trap. If an air monitor is sending the trap, this will indicate AP. If an Access Point is sending the trap, it will point to itself.

wlsrTargetApSSID

Syntax	DisplayString(Size(0..64))
Max-Access	read-only
Status	current
Description	This object is used in the traps to indicate the SSID of the access point for which we are raising the trap. If an air monitor is sending the trap, this will indicate AP. If an Access Point is sending the trap it will point to itself.

wlsrTargetApChannel

Syntax	Integer(1..165)
Max-Access	read-only
Status	current
Description	This object is used in the traps to indicate the channel of the access point for which we are raising the trap. If an air monitor is sending the trap, this will indicate access point. If an access point is sending the trap, it will point to itself.

wlsrSourceMac

Syntax	MacAddress
Max-Access	read-only
Status	current
Description	This object is used in the traps to indicate the MAC address of the source.

wlsrNodeMac

Syntax	MacAddress
Max-Access	read-only
Status	current
Description	This object is used in the traps to indicate the MAC address of a node.

wlsrFrameType

Syntax	Integer associateRequest(1) associateResponse(2) reassociateRequest(3) reassociateResponse(4) probeRequest(5) probeResponse(6) beacon(9) atim(10) disassociate(11) auth(12) deauth(13)
Max-Access	read-only
Status	current
Description	This object is used in the traps to indicate the frame type.

wlsrAddressType

Syntax	Integer srcAddress(1) dstAddress(2) bssid(3)
Max-Access	read-only
Status	current
Description	This object is used in the traps to indicate the address type.

wlsrSignatureName

Syntax	Octet String (Size (0..64))
Max-Access	read-only
Status	current
Description	This object is used in the traps to indicate the signature name.

wlsrMatchedMac

Syntax	MacAddress
Max-Access	read-only
Status	current
Description	This object is used in the traps to indicate the MAC address.

wlsrMatchedIp

Syntax	IpAddress
Max-Access	read-only
Status	current
Description	This object is used in the traps to indicate the IP Address.

wlsrReceiverMac

Syntax	MacAddress
Max-Access	read-only
Status	current
Description	This object is used in the traps to indicate the MAC address of the receiver.

wlsrTransmitterMac

Syntax	MacAddress
Max-Access	read-only
Status	current
Description	This object is used in the traps to indicate the MAC address of the transmitter.

wlsrRSSI

Syntax	Integer32
Max-Access	read-only
Status	current
Description	This object is used in the traps to indicate the signal strength indicator.

wlsrRogueInfoURL

Syntax	DisplayString(Size(0..256))
Max-Access	read-only
Status	current
Description	This object is used to point to the WEBGUI rogue access point information URL.

wlsrInterferingAPInfoURL

Syntax	DisplayString(Size(0..256))
Max-Access	read-only
Status	current
Description	This object is used to point to the WEBGUI rogue interfering access point information URL.

wlsrTrapsGroup

The wlsr Traps group is type notification.

Table 20 *wlsrTrapsGroup* OIDs

Object	Object ID	
wlsrUnsecureApDetected	1.3.6.1.4.1.14823.2.3.1.1.100.1001	wlsrTrapsGroup 1001
wlsrStalmpersonation	1.3.6.1.4.1.14823.2.3.1.1.100.1002	wlsrTrapsGroup 1002
wlsrReservedChannelViolation	1.3.6.1.4.1.14823.2.3.1.1.100.1003	wlsrTrapsGroup 1003
wlsrValidSSIDViolation	1.3.6.1.4.1.14823.2.3.1.1.100.1004	wlsrTrapsGroup 1004
wlsrChannelMisconfiguration	1.3.6.1.4.1.14823.2.3.1.1.100.1005	wlsrTrapsGroup 1005
wlsrOUIMisconfiguration	1.3.6.1.4.1.14823.2.3.1.1.100.1006	wlsrTrapsGroup 1006
wlsrSSIDMisconfiguration	1.3.6.1.4.1.14823.2.3.1.1.100.1007	wlsrTrapsGroup 1007
wlsrShortPreambleMisconfiguration	1.3.6.1.4.1.14823.2.3.1.1.100.1008	wlsrTrapsGroup 1008
wlsrWPAMisconfiguration	1.3.6.1.4.1.14823.2.3.1.1.100.1009	wlsrTrapsGroup 1009
wlsrAdhocNetworkDetected	1.3.6.1.4.1.14823.2.3.1.1.100.1010	wlsrTrapsGroup 1010
wlsrStaPolicyViolation	1.3.6.1.4.1.14823.2.3.1.1.100.1011	wlsrTrapsGroup 1011
wlsrRepeatWEPIVViolation	1.3.6.1.4.1.14823.2.3.1.1.100.1012	wlsrTrapsGroup 1012
wlsrWeakWEPIVViolation	1.3.6.1.4.1.14823.2.3.1.1.100.1013	wlsrTrapsGroup 1013
wlsrChannelInterferenceDetected	1.3.6.1.4.1.14823.2.3.1.1.100.1014	wlsrTrapsGroup 1014
wlsrAPIInterferenceDetected	1.3.6.1.4.1.14823.2.3.1.1.100.1015	wlsrTrapsGroup 1015
wlsrStalInterferenceDetected	1.3.6.1.4.1.14823.2.3.1.1.100.1016	wlsrTrapsGroup 1016
wlsrFrameRetryRateExceeded	1.3.6.1.4.1.14823.2.3.1.1.100.1017	wlsrTrapsGroup 1017
wlsrFrameReceiveErrorRateExceeded	1.3.6.1.4.1.14823.2.3.1.1.100.1018	wlsrTrapsGroup 1018
wlsrFrameFragmentationRateExceeded	1.3.6.1.4.1.14823.2.3.1.1.100.1019	wlsrTrapsGroup 1019
wlsrFrameBandWidthRateExceeded	1.3.6.1.4.1.14823.2.3.1.1.100.1020	wlsrTrapsGroup 1020
wlsrFrameLowSpeedRateExceeded	1.3.6.1.4.1.14823.2.3.1.1.100.1021	wlsrTrapsGroup 1021
wlsrFrameNonUnicastRateExceeded	1.3.6.1.4.1.14823.2.3.1.1.100.1022	wlsrTrapsGroup 1022
wlsrLoadbalancingEnabled	1.3.6.1.4.1.14823.2.3.1.1.100.1023	wlsrTrapsGroup 1023
wlsrChannelFrameRetryRateExceeded	1.3.6.1.4.1.14823.2.3.1.1.100.1024	wlsrTrapsGroup 1024
wlsrChannelFrameFragmentationRateExceeded	1.3.6.1.4.1.14823.2.3.1.1.100.1025	wlsrTrapsGroup 1025

Table 20 *wlsrTrapsGroup OIDs (Continued)*

Object	Object ID	
wlsrChannelFrameErrorRateExceeded	1.3.6.1.4.1.14823.2.3.1.1.100.1026	wlsrTrapsGroup 1026
wlsrSignatureMatch	1.3.6.1.4.1.14823.2.3.1.1.100.1027	wlsrTrapsGroup 1027
wlsrChannelRateAnomaly	1.3.6.1.4.1.14823.2.3.1.1.100.1028	wlsrTrapsGroup 1028
wlsrNodeRateAnomaly	1.3.6.1.4.1.14823.2.3.1.1.100.1029	wlsrTrapsGroup 1029
wlsrEAPRateAnomaly	1.3.6.1.4.1.14823.2.3.1.1.100.1030	wlsrTrapsGroup 1030
wlsrSignalAnomaly	1.3.6.1.4.1.14823.2.3.1.1.100.1031	wlsrTrapsGroup 1031
wlsrSequenceNumberAnomaly	1.3.6.1.4.1.14823.2.3.1.1.100.1032	wlsrTrapsGroup 1032
wlsrDisconnectStationAttack	1.3.6.1.4.1.14823.2.3.1.1.100.1033	wlsrTrapsGroup 1033
wlsrApFloodAttack	1.3.6.1.4.1.14823.2.3.1.1.100.1034	wlsrTrapsGroup 1034
wlsrAdhocNetwork	1.3.6.1.4.1.14823.2.3.1.1.100.1035	wlsrTrapsGroup 1035
wlsrWirelessBridge	1.3.6.1.4.1.14823.2.3.1.1.100.1036	wlsrTrapsGroup 1036
wlsrInvalidMacOUI	1.3.6.1.4.1.14823.2.3.1.1.100.1037	wlsrTrapsGroup 1037
wlsrLoadbalancingDisabled	1.3.6.1.4.1.14823.2.3.1.1.100.1038	wlsrTrapsGroup 1038
wlsrWEPMisconfiguration	1.3.6.1.4.1.14823.2.3.1.1.100.1039	wlsrTrapsGroup 1039
wlsrStaRepeatWEPIVViolation	1.3.6.1.4.1.14823.2.3.1.1.100.1040	wlsrTrapsGroup 1040
wlsrStaWeakWEPIVViolation	1.3.6.1.4.1.14823.2.3.1.1.100.1041	wlsrTrapsGroup 1041
wlsrStaAssociatedToUnsecureAp	1.3.6.1.4.1.14823.2.3.1.1.100.1042	wlsrTrapsGroup 1042
wlsrAdhocNetworkBridgeDetected	1.3.6.1.4.1.14823.2.3.1.1.100.1043	wlsrTrapsGroup 1043
wlsrInterferingApDetected	1.3.6.1.4.1.14823.2.3.1.1.100.1044	wlsrTrapsGroup 1044

wlsrUnsecureApDetected

Objects	{wlsrTargetApBSSID, wlsrTargetApSSID, wlsrLocation, wlsrMatchedMac, wlsrMatchedIp, wlsrRogueInfoURL}
Status	current
Description	This trap indicates that an unsecure access point is detected by an air monitor located at wlsrLocation. The AP is declared unsecure, because we matched it to the wlsrMatchedMac/wlsrMatchedIp.

wlsrStalmpersonation

Objects	{wlsrNodeMac, wlsrLocation}
Status	current
Description	This trap indicates that an AM at location wlsrLocation detected a station impersonation.

wlsrReservedChannelViolation

Objects	{wlsrTargetApBSSID, wlsrTargetApSSID, wlsrLocation}
Status	current
Description	This trap indicates that an Access Point is detected by an AP at location wlsrLocation, which violates the Reserved Channel configuration.

wlsrValidSSIDViolation

Objects	{wlsrTargetApBSSID, wlsrTargetApSSID, wlsrLocation}
Status	current
Description	This trap indicates that an Access Point violating Valid SSID is detected by an AP at wlsrLocation.

wlsrChannelMisconfiguration

Objects	{wlsrTargetApBSSID, wlsrTargetApSSID, wlsrLocation}
Status	current
Description	This trap indicates that an Access Point has a bad channel configuration.

wlsrOUIMisconfiguration

Objects	{wlsrTargetApBSSID, wlsrTargetApSSID, wlsrLocation}
Status	current
Description	This trap indicates that an Access Point has a bad OUI configuration.

wlsrSSIDMisconfiguration

Objects	{wlsrTargetApBSSID, wlsrTargetApSSID, wlsrLocation}
Status	current
Description	This trap indicates that an Access Point has a bad SSID configuration.

wlsrShortPreambleMisconfiguration

Objects	{wlsrTargetApBSSID, wlsrTargetApSSID, wlsrLocation}
Status	current
Description	This trap indicates that an Access Point has a bad short preamble configuration.

wlsrWPAMisconfiguration

Objects	{wlsrTargetApBSSID, wlsrTargetApSSID, wlsrLocation}
Status	current
Description	This trap indicates that an Access Point has bad WPA configuration.

wlsrAdhocNetworkDetected

Objects	{wlsrTargetApBSSID, wlsrTargetApSSID, wlsrLocation}
Status	current
Description	This trap indicates that an AM has detected an ad hoc network.

wlsrStaPolicyViolation

Objects	{wlsrTargetApBSSID, wlsrNodeMac, wlsrLocation}
Status	current
Description	This trap indicates that a Valid Station policy is violated.

wlsrRepeatWEPIVViolation

Objects	{wlsrTargetApBSSID, wlsrTargetApSSID, wlsrLocation}
Status	current
Description	This trap indicates that an AP/AM detected a Repeat WEP-IV violation.

wlsrWeakWEPIVViolation

Objects	{wlsrTargetApBSSID, wlsrTargetApSSID, wlsrLocation}
Status	current
Description	This trap indicates that an AP/AM detected a Weak WEP-IV violation.

wlsrChannelInterferenceDetected

Objects	{wlsrLocation}
Status	current
Description	This trap indicates that an AM/AP located at wlsrLocation has detected a channel interference.

wlsrAPInterferenceDetected

Objects	{wlsrTargetApBSSID, wlsrTargetApSSID, wlsrLocation}
Status	current
Description	This trap indicates that an AM/AP located at wlsrLocation has detected an AP interference.

wlsrStaInterferenceDetected

Objects	{wlsrTargetApBSSID, wlsrTargetApSSID, wlsrNodeMac, wlsrLocation}
Status	current
Description	This trap indicates that an AM/AP located at wlsrLocation has detected a station interference.

wlsrFrameRetryRateExceeded

Objects	{wlsrTargetApBSSID, wlsrTargetApSSID, wlsrLocation}
Status	current
Description	This trap indicates that an AM/AP located at wlsrLocation is reporting that an AP wlsrTargetApBSSID has exceeded an upper threshold for frame retry rate for AP wlsrTargetApBSSID.

wlsrFrameReceiveErrorRateExceeded

Objects	{wlsrTargetApBSSID, wlsrTargetApSSID, wlsrTargetApChannel, wlsrLocation}
Status	current
Description	This trap indicates that an AM/AP located at wlsrLocation is reporting that an AP wlsrTargetApBSSID has exceeded an upper threshold for Frame Receive Error Rate for AP wlsrTargetApBSSID.

wlsrFrameFragmentationRateExceeded

Objects	{wlsrTargetApBSSID, wlsrTargetApSSID, wlsrTargetApChannel, wlsrLocation}
Status	current
Description	This trap indicates that an AM/AP located at wlsrLocation is reporting that an AP wlsrTargetApBSSID has exceeded an upper threshold for Frame Fragmentation Rate for AP wlsrTargetApBSSID.

wlsrFrameBandWidthRateExceeded

Objects	{wlsrNodeMac, wlsrTargetApBSSID, wlsrTargetApSSID, wlsrLocation}
Status	current
Description	This trap indicates that an AM/AP located at wlsrLocation is reporting that a station wlsrStaAddress has exceeded the allocated bandwidth rate.

wlsrFrameLowSpeedRateExceeded

Objects	{wlsrNodeMac, wlsrTargetApBSSID, wlsrTargetApSSID, wlsrLocation}
Status	current
Description	This trap indicates that an AM/AP located at wlsrLocation is reporting that a station wlsrStaAddress has exceeded the low speed rate.

wlsrFrameNonUnicastRateExceeded

Objects	{wlsrNodeMac, wlsrTargetApBSSID, wlsrTargetApSSID, wlsrLocation}
Status	current
Description	This trap indicates that an AM/AP located at wlsrLocation is reporting that a station wlsrStaAddress has exceeded the non-unicast traffic rate.

wlsrLoadbalancingEnabled

Objects	{wlsrTargetApBSSID, wlsrTargetApSSID, wlsrLocation}
Status	current
Description	This trap indicates that an AM/AP located at wlsrLocation is reporting that an AP with BSSID wlsrTargetApBSSID has enabled load balancing.

wlsrChannelFrameRetryRateExceeded

Objects	{wlsrLocation}
Status	current
Description	This trap indicates that an AM/AP located at wlsrLocation is reporting that it exceeded an upper threshold for frame retry rate.

wlsrChannelFrameFragmentationRateExceeded

Objects	{wlsrLocation}
Status	current
Description	This trap indicates that an AM/AP located at wlsrLocation is reporting that it exceeded an upper threshold for frame fragmentation rate.

wlsrChannelFrameErrorRateExceeded

Objects	{wlsrLocation}
Status	current
Description	This trap indicates that an AM/AP located at wlsrLocation is reporting that it exceeded an upper threshold for frame error rate.

wlsrSignatureMatch

Objects	{wlsrSignatureName, wlsrSourceMac, wlsrRSSI, wlsrLocation}
Status	current
Description	This trap indicates that a signature match was detected.

wlsrChannelRateAnomaly

Objects	{wlsrFrameType, wlsrLocation}
Status	current
Description	This trap indicates that an AP/AM at wlsrLocation detected frames of type wlsrFrameType which exceeds the configured IDS rate threshold.

wlsrNodeRateAnomaly

Objects	{wlsrFrameType, wlsrNodeMac, wlsrRSSI, wlsrLocation}
Status	current
Description	This trap indicates that an AP/AM at wlsrLocation detected frames of type wlsrFrameType transmitted by node wlsrNodeMac which exceeds the configured IDS rate threshold.

wlsrEAPRateAnomaly

Objects	{wlsrLocation}
Status	current
Description	This trap indicates that the number of EAP Handshake packets received by an AP/AM at wlsrLocation exceeds the configured IDS EAP Handshake rate.

wlsrSignalAnomaly

Objects	{wlsrLocation}
Status	current
Description	This trap indicates that an AP/AM at wlsrLocation detected a signal anomaly.

wlsrSequenceNumberAnomaly

Objects	{wlsrSourceMac, wlsrRSSI, wlsrLocation}
Status	current
Description	This trap indicates that an AP/AM at wlsrLocation received packets which exceeds the acceptable sequence number difference. The acceptable sequence number difference is an IDS Configuration object.

wlsrDisconnectStationAttack

Objects	{wlsrFrameType, wlsrSourceMac, wlsrRSSI, wlsrLocation}
Status	current
Description	This trap indicates that an AP/AM detected a station disconnect attack.

wlsrApFloodAttack

Objects	{wlsrLocation}
Status	current
Description	This trap is triggered when the number of spurious AP's detected by an AP/AM at wlsrLocation exceeds the configured IDS threshold.

wlsrAdhocNetwork

Objects	{wlsrSourceMac, wlsrTargetApBSSID, wlsrTargetApSSID, wlsrRSSI, wlsrLocation}
Status	current
Description	This trap indicates that an AP/AM at wlsrLocation detected an ad hoc network. Node wlsrSourceMac is connected to an ad hoc AP wlsrTargetApBSSID with wlsrTargetApSSID.

wlsrWirelessBridge

Objects	{wlsrTransmitterMac, wlsrReceiverMac, wlsrRSSI, wlsrLocation}
Status	current
Description	This trap indicates that an AP/AM at wlsrLocation detected a Wireless Bridge. The detected bridge is between wlsrSourceMac and wlsrReceiverMac.

wlsrInvalidMacOUI

Objects	{wlsrAddressType, wlsrNodeMac, wlsrRSSI, wlsrLocation}
Status	current
Description	This trap indicates that an AP/AM at wlsrLocation detected an invalid MAC OUI in transmission from the node wlsrNodeMac. The invalid MAC is the <wlsrAddressType>.

wlsrLoadbalancingDisabled

Objects	{wlsrTargetApBSSID, wlsrTargetApSSID, wlsrTargetApChannel, wlsrLocation}
Status	current
Description	This trap indicates that an AM/AP located at wlsrLocation is reporting that an AP with BSSID wlsrTargetApBSSID has disabled load balancing.

wlsrWEPMisconfiguration

Objects	{wlsrTargetApBSSID, wlsrTargetApSSID, wlsrLocation}
Status	current
Description	This trap indicates that an Access Point has a bad WEP configuration.

wlsrStaRepeatWEPIVViolation

Objects	{wlsrTargetApBSSID, wlsrTargetApSSID, wlsrNodeMac, wlsrLocation}
Status	current
Description	This trap indicates that an AP/AM detected a repeat WEP-IV violation for a station.

wlsrStaWeakWEPIVViolation

Objects	{wlsrTargetApBSSID, wlsrTargetApSSID, wlsrNodeMac, wlsrLocation}
Status	current
Description	This trap indicates that an AP/AM detected a weak WEP-IV violation for a station.

wlsrStaAssociatedToUnsecureAp

Objects	{wlsrTargetApBSSID, wlsrTargetApSSID, wlsrLocation, wlsrNodeMac, wlsrRogueInfoURL}
Status	current
Description	This trap indicates that a station with wlsrNodeMac associated with an Unsecure Access Point wlsrTargetApBSSID. This is detected by an air monitor located at wlsrLocation.

wlsrAdhocNetworkBridgeDetected

Objects	{wlsrSourceMac, wlsrTargetApBSSID, wlsrTargetApSSID, wlsrLocation}
Status	current
Description	This trap indicates that an AM has detected an ad hoc network that is bridging to a wired network.

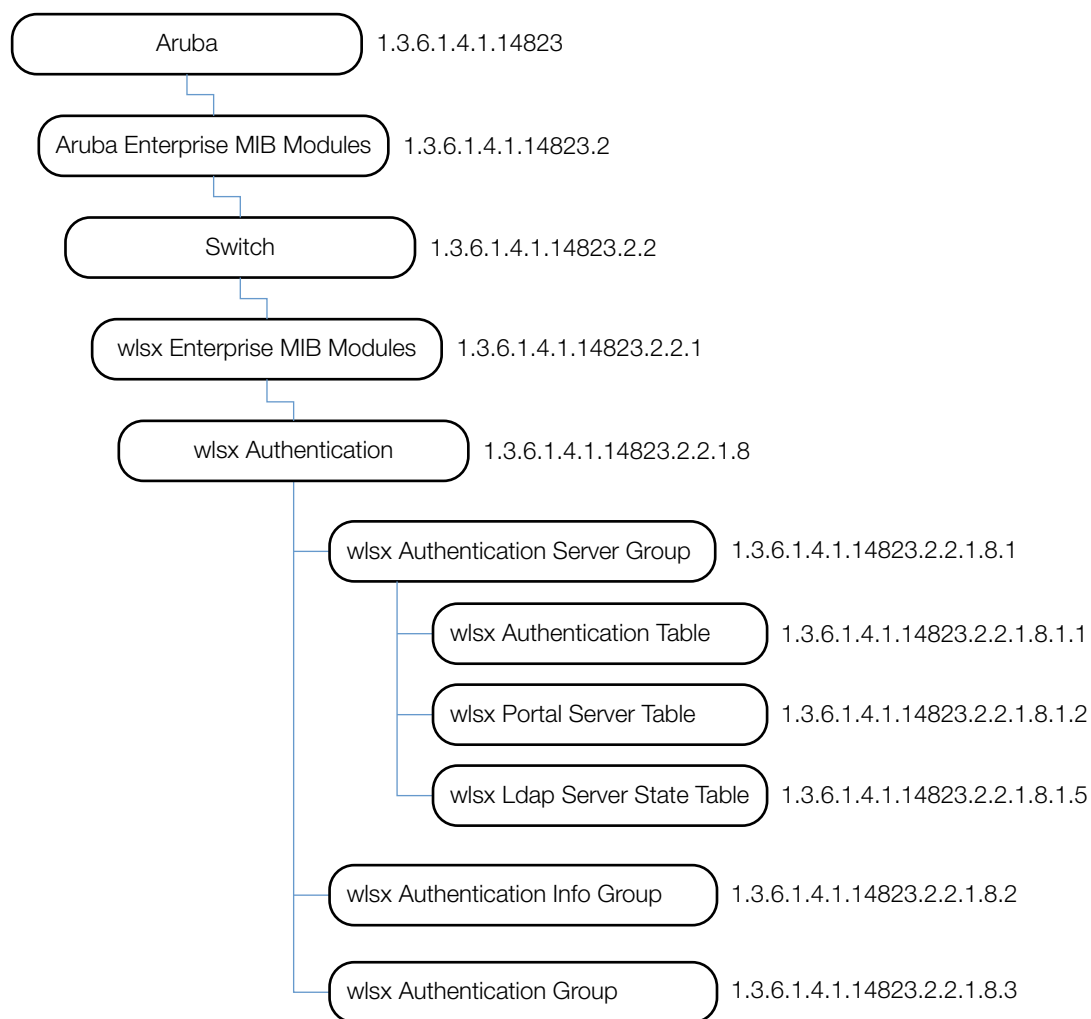
wlsrInterferingApDetected

Objects	{wlsrTargetApBSSID, wlsrTargetApSSID, wlsrLocation, wlsrInterferingAPInfoURL}
Status	current
Description	This trap indicates that an Interfering Access Point is detected by an air monitor located at wlsrLocation.

The Authentication module provides information about the authentication server, as well as entities that are attempting to access the network. Authentication is used to verify the entity that is communicating to a device.

Figure 6 shows the architecture of the Auth MIB relative to 1.3.6.1.4.1.14823 (iso.org.dod.internet.private.enterprise.aruba). The Authentication MIBs are listed in the file *aruba-auth.my*. For information about downloading Alcatel-Lucent MIB files, see [Downloading MIB Files](#) on page 23.

Figure 6 Authorization Hierarchy



The Authentication MIB consists of several tables, which are listed and summarized in [Table 21](#). The objects of each table are described in the following sections.

Table 21 *Authentication MIB Tables*

Group	Description
wlsxAuthenticationServerTable	Contains the users (both wired and wireless) currently connected to the switch. Users are identified by their IP addresses.
wlsxPortalServerTable	Contains the configured captive portal servers.
wlsxLdapServerStateTable	Contains the LDAP server state.

wlsxAuthenticationServerTable

The objects of the wlsx Authentication Server table provide information about the authentication servers in the switch.

Table 22 *wlsxAuthenticationServerTable OIDs*

Object	Object ID	
wlsxAuthenticationServerEntry	1.3.6.1.4.1.14823.2.2.1.8.1.1.1	wlsxAuthenticationServerTable 1
authServerName	1.3.6.1.4.1.14823.2.2.1.8.1.1.1.1	wlsxAuthenticationServerEntry 1
authServerType	1.3.6.1.4.1.14823.2.2.1.8.1.1.1.2	wlsxAuthenticationServerEntry 2
authServerAddress	1.3.6.1.4.1.14823.2.2.1.8.1.1.1.3	wlsxAuthenticationServerEntry 3
authServerPort	1.3.6.1.4.1.14823.2.2.1.8.1.1.1.4	wlsxAuthenticationServerEntry 4
authServerRetryCount	1.3.6.1.4.1.14823.2.2.1.8.1.1.1.5	wlsxAuthenticationServerEntry 5
authServerTimeOutValue	1.3.6.1.4.1.14823.2.2.1.8.1.1.1.6	wlsxAuthenticationServerEntry 6
authServerState	1.3.6.1.4.1.14823.2.2.1.8.1.1.1.7	wlsxAuthenticationServerEntry 7
authServerInservice	1.3.6.1.4.1.14823.2.2.1.8.1.1.1.8	wlsxAuthenticationServerEntry 8
authServerUsageCount	1.3.6.1.4.1.14823.2.2.1.8.1.1.1.9	wlsxAuthenticationServerEntry 9
authServerSuccessfulAuths	1.3.6.1.4.1.14823.2.2.1.8.1.1.1.10	wlsxAuthenticationServerEntry 10
authServerFailedAuths	1.3.6.1.4.1.14823.2.2.1.8.1.1.1.11	wlsxAuthenticationServerEntry 11
authServerTimeouts	1.3.6.1.4.1.14823.2.2.1.8.1.1.1.12	wlsxAuthenticationServerEntry 12
authServerAvgResponseTime	1.3.6.1.4.1.14823.2.2.1.8.1.1.1.13	wlsxAuthenticationServerEntry 13
authServerOutStandingRequests	1.3.6.1.4.1.14823.2.2.1.8.1.1.1.14	wlsxAuthenticationServerEntry 14
authServerUptime	1.3.6.1.4.1.14823.2.2.1.8.1.1.1.15	wlsxAuthenticationServerEntry 15

wlsxAuthenticationServerEntry

Syntax	wlsxAuthenticationServerEntry
Max-Access	not-accessible
Status	current
Description	Server entry.
Index	{ authServerName }

authServerName

Syntax	DisplayString(SIZE(0..32))
Max-Access	not-accessible
Status	current
Description	The name of the authentication server.

authServerType

Syntax	ArubaAuthServerType
Max-Access	read-only
Status	current
Description	The type of the authentication server.

authServerAddress

Syntax	IpAddress
Max-Access	read-create
Status	current
Description	The IP address of the authentication server.

authServerPort

Syntax	Integer32
Max-Access	read-create
Status	current
Description	The transport layer port of the authentication server.

authServerRetryCount

Syntax	Integer32
Max-Access	read-create
Status	current
Description	The configured retry count.

authServerTimeoutValue

Syntax	nteger32
Max-Access	read-create
Status	current
Description	The configured timeout value.

authServerState

Syntax	ArubaEnableValue
Max-Access	read-only
Status	current
Description	The state of the authentication server.

authServerInservice

Syntax	TruthValue
Max-Access	read-only
Status	current
Description	An indication of whether or not the authentication server is in service.

authServerUsageCount

Syntax	Counter32
Max-Access	read-only
Status	current
Description	The number of times this server was queried.

authServerSuccessfulAuths

Syntax	Counter32
Max-Access	read-only
Status	current
Description	The number of times this server responded with success.

authServerFailedAuths

Syntax	Counter32
Max-Access	read-only
Status	current
Description	The number of times this server responded with failure.

authServerTimeouts

Syntax	Counter32
Max-Access	read-only
Status	current
Description	The number of times this communication with this server timed out.

authServerAvgResponseTime

Syntax	Integer32
Max-Access	read-only
Status	current
Description	The average response time of the server in milliseconds.

authServerOutStandingRequests

Syntax	Integer32
Max-Access	read-only
Status	current
Description	The number of requests currently outstanding to this server.

authServerUptime

Syntax	Integer32
Max-Access	read-only
Status	current
Description	The time since the server went into service with the switch.

wlsxPortalServerTable

The objects of the wlsx Portal Server table provide information about configured captive portal servers.

Table 23 *wlsxPortalServerTable* OIDs

Object	Object ID	
wlsxPortalServerEntry	1.3.6.1.4.1.14823.2.2.1.8.1.2.1	wlsxPortalServerTable 1

Table 23 *wlsxPortalServerTable* OIDs (Continued)

Object	Object ID	
portalServerIndex	1.3.6.1.4.1.14823.2.2.1.8.1.2.1.1	wlsxPortalServerEntry 1
portalServerHost	1.3.6.1.4.1.14823.2.2.1.8.1.2.1.2	wlsxPortalServerEntry 2
portalServerPort	1.3.6.1.4.1.14823.2.2.1.8.1.2.1.3	wlsxPortalServerEntry 3
portalServerPage	1.3.6.1.4.1.14823.2.2.1.8.1.2.1.4	wlsxPortalServerEntry 4
portalServerProtocol	1.3.6.1.4.1.14823.2.2.1.8.1.2.1.5	wlsxPortalServerEntry 5

wlsxPortalServerEntry

Syntax	wlsxPortalServerEntry
Max-Access	not-accessible
Status	current
Description	Portal Server Entry
Index	{ portalServerIndex }

portalServerIndex

Syntax	DisplayString(SIZE(0..256))
Max-Access	not-accessible
Status	current
Description	Portal server index.

portalServerHost

Syntax	DisplayString(SIZE(0..256))
Max-Access	read-only
Status	current
Description	The IP address of the portal server.

portalServerPort

Syntax	Integer32
Max-Access	read-only
Status	current
Description	The transport layer port of the portal server.

portalServerPage

Syntax	DisplayString(SIZE(0..256))
Max-Access	read-only
Status	current
Description	The portal server URL.

portalServerProtocol

Syntax	DisplayString
Max-Access	read-only
Status	current
Description	The portal server protocol (e.g., HTTP or HTTPS).

wlsxLdapServerStateTable

The objects of the wlsx Ldap Server State table provide information about the state of the LDAP server.

Table 24 *wlsxLdapServerStateTable*

Object	Object ID	
wlsxLdapServerStateEntry	1.3.6.1.4.1.14823.2.2.1.8.1.5.1	wlsxLdapServerStateTable 1
ldapInitDone	1.3.6.1.4.1.14823.2.2.1.8.1.5.1.1	wlsxLdapServerStateEntry 1
ldapAdminBound	1.3.6.1.4.1.14823.2.2.1.8.1.5.1.2	wlsxLdapServerStateEntry 2
ldapReBindCount	1.3.6.1.4.1.14823.2.2.1.8.1.5.1.3	wlsxLdapServerStateEntry 3

wlsxLdapServerStateEntry

Syntax	wlsxLdapServerStateEntry
Max-Access	not-accessible
Status	current
Description	LDAP Server Entry.
Index	{ authServerName }

ldapInitDone

Syntax	TruthValue
Max-Access	read-only
Status	current
Description	Indicates whether the switch is initialized with the server.

IdapAdminBound

Syntax	Integer no(1) yes(2) inProgress(3)
Max-Access	read-only
Status	current
Description	Indicates whether the switch is bound to the server.

IdapReBindCount

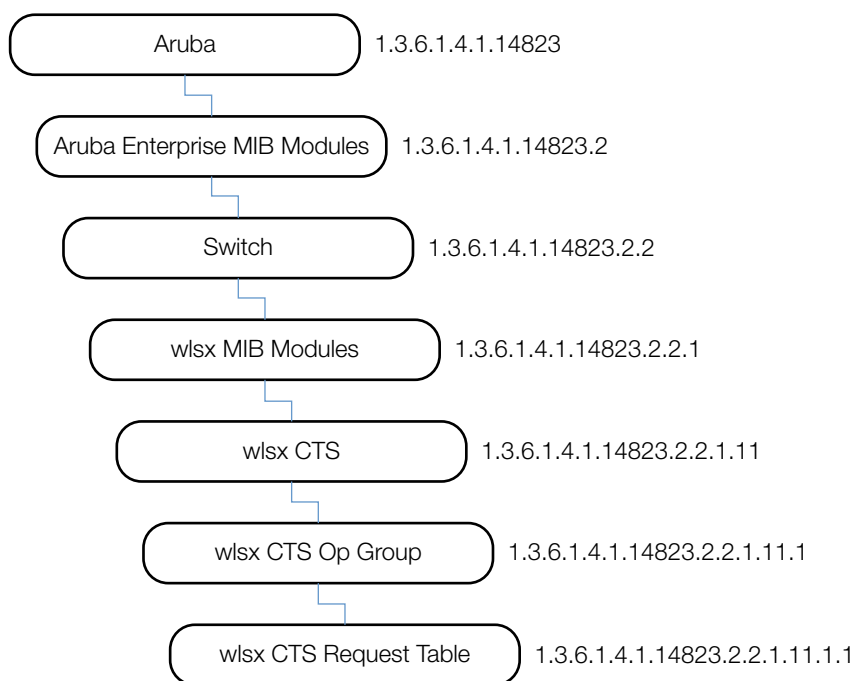
Syntax	Counter32
Max-Access	read-only
Status	current
Description	The number of times that the switch is rebound with the server.

This module provides information about the Controller Transport Service. The Controller Transport Service (CTS) is used with the OmniVista Mobility Manager (OmniVista Mobility Manager) for synchronizing configuration, database, and data sections. The CTS MIBs are used for triggering the data synchronization event with the MMS, such as *config update*.

CTS is not intended to be used with other applications.

Figure 7 shows the relationship of CTS to 1.3.6.1.4.1.14823 (iso.org.dod.internet.private.enterprise.Alcatel-Lucent). The CTS MIBs are listed in the file *aruba-cts.my*. For information about downloading Alcatel-Lucent MIB files, see [Downloading MIB Files on page 23](#).

Figure 7 CTS MIB Hierarchy



The CTS MIB contains the following table. Its objects are described in the following sections.

Table 25 CTS MIB Tables

Table	Description
wlsxCtsRequestTable	The objects are used for the data synchronization event with MMS.

wlsxCtsRequestTable

The objects of the wlsx CTS Request Table are used for data synchronization when using MMS.

Table 26 *wlsxCtsRequestTable OIDs*

Object	Object ID	
wlsxCtsRequestEntry	1.3.6.1.4.1.14823.2.2.1.11.1.1.1	wlsxCtsRequestTable 1
tablewlsxCtsIndex	1.3.6.1.4.1.14823.2.2.1.11.1.1.1	wlsxCtsRequestEntry 1
wlsxCtsOpcode	1.3.6.1.4.1.14823.2.2.1.11.1.1.1.2	wlsxCtsRequestEntry 2
wlsxCtsCookie	1.3.6.1.4.1.14823.2.2.1.11.1.1.1.3	wlsxCtsRequestEntry 3
wlsxCtsURL	1.3.6.1.4.1.14823.2.2.1.11.1.1.1.4	wlsxCtsRequestEntry 4
wlsxCtsFlags	1.3.6.1.4.1.14823.2.2.1.11.1.1.1.5	wlsxCtsRequestEntry 5
wlsxCtsStatus	1.3.6.1.4.1.14823.2.2.1.11.1.1.1.6	wlsxCtsRequestEntry 6

wlsxCtsRequestEntry

Syntax	wlsxCtsRequestEntry
Max-Access	not-accessible
Status	current
Description	CTS transport index.
History	Added in AOS-W 3.1.0.3.

tablewlsxCtsIndex

Syntax	Integer32 0 Config Sync 1 Counters Sync 2 RF Plan Sync
Max-Access	not accessible
Status	current
Description	CTS transport index.
History	Added in AOS-W 3.1.0.3. Updated in AOS-W 3.2.0.0.—Syntax

wlsxCtsOpcode

Syntax	DisplayString
Max-Access	read-write
Status	current
Description	Cookie for the config sync operation.
History	Added in AOS-W 3.1.0.3.

wlsxCtsCookie

Syntax	DisplayString
Max-Access	read-write
Status	current
Description	Cookie for the config sync operation.
History	Added in AOS-W 3.1.0.3.

wlsxCtsURL

Syntax	DisplayString
Max-Access	read-write
Status	current
Description	URL for the config sync operation.
History	Added in AOS-W 3.1.0.3.

wlsxCtsFlags

Syntax	Bits wlsxCtsFlagForce(0) wlsxCtsFlagUseCert(1)
Max-Access	read-write
Status	current
Description	Operational flags to be sent via CTS.
History	Added in AOS-W 3.1.0.3.

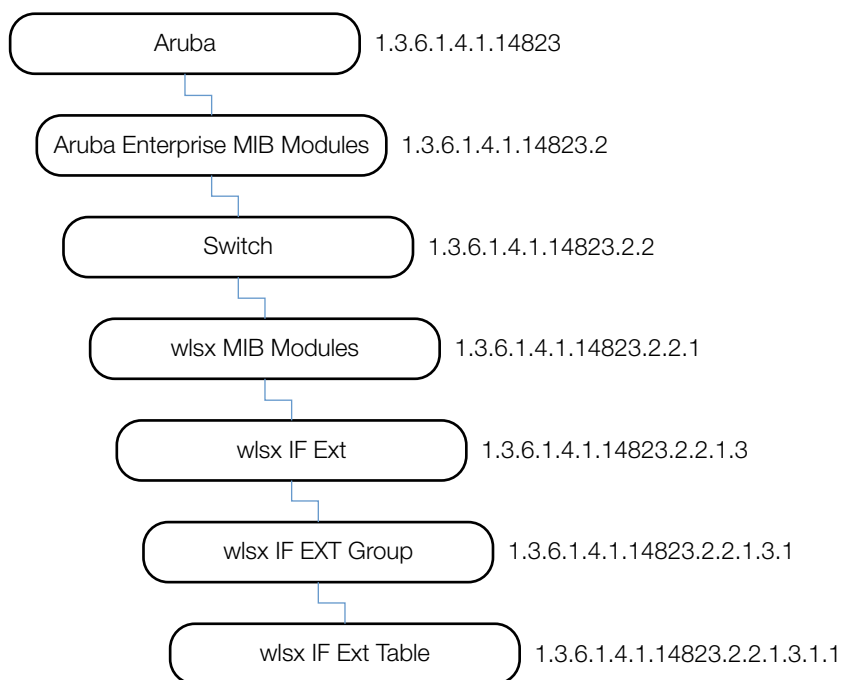
wlsxCtsStatus

Syntax	Row Status
Max-Access	read-write
Status	current
Description	CTS row status.
History	Added in AOS-W 3.1.0.3.

The External Services Interface (ESI) module provides information about the Wireless Management System (WMS) in the Alcatel-Lucent switch. ESI is used for redirecting traffic to a virus scanner, context filter, or other third party network appliances.

Figure 8 shows the architecture of the ESI MIB relative to 1.3.6.1.4.1.14823 (iso.org.dod.internet.private.enterprise.aruba). The ESI MIBs are listed in the file *aruba-esi.my*. For information about downloading Alcatel-Lucent MIB files, see [Downloading MIB Files on page 23](#).

Figure 8 ESI Hierarchy



This MIB module defines MIB objects which provide information about the Wireless Management System (WMS) in the Alcatel-Lucent switch. The ESI MIB consists of the following table.

Table 27 ESI MIB Tables

Table	Description
wlsxESIServerTable	This table lists all ESI servers that are configured on the switch.

wlsxESIServerTable

The objects of the wlsx ESI Server table provide information of the ESI servers that are configured on the switch.

Table 28 *wlsxESIServerTable* OIDs

Object	Object ID	
wlsxESIServerEntry	1.3.6.1.4.1.14823.2.2.1.10.1.1.1	wlsxESIServerTable 1
esiServerName	1.3.6.1.4.1.14823.2.2.1.10.1.1.1.1	wlsxESIServerEntry 1
esiServerGroup	1.3.6.1.4.1.14823.2.2.1.10.1.1.1.2	wlsxESIServerEntry 2
esiServerMode	1.3.6.1.4.1.14823.2.2.1.10.1.1.1.3	wlsxESIServerEntry 3
esiServerTrustedIP	1.3.6.1.4.1.14823.2.2.1.10.1.1.1.4	wlsxESIServerEntry 4
esiServerUntrustedIP	1.3.6.1.4.1.14823.2.2.1.10.1.1.1.5	wlsxESIServerEntry 5
esiServerTrustedSlot	1.3.6.1.4.1.14823.2.2.1.10.1.1.1.6	wlsxESIServerEntry 6
esiServerTrustedPort	1.3.6.1.4.1.14823.2.2.1.10.1.1.1.7	wlsxESIServerEntry 7
esiServerUntrustedSlot	1.3.6.1.4.1.14823.2.2.1.10.1.1.1.8	wlsxESIServerEntry 8
esiServerUntrustedPort	1.3.6.1.4.1.14823.2.2.1.10.1.1.1.9	wlsxESIServerEntry 9
esiServerStatus	1.3.6.1.4.1.14823.2.2.1.10.1.1.1.10	wlsxESIServerEntry 10

wlsxESIServerEntry

Syntax	wlsxESIServerEntry
Max-Access	not-accessible
Status	current
Description	ESI Server Entry.
Index	esiServerName

esiServerName

Syntax	DisplayString
Max-Access	not-accessible
Status	current
Description	The name of the ESI Server.

esiServerGroup

Syntax	DisplayString
Max-Access	read-only
Status	current
Description	The name of the ESI server group to which this server belongs.

esiServerMode

Syntax	ArubaESIServerMode
Max-Access	read-only
Status	current
Description	The mode of this server.

esiServerTrustedIP

Syntax	IpAddress
Max-Access	read-only
Status	current
Description	The trusted IP address of this server, or 0.0.0.0 if it is not set.

esiServerUntrustedIP

Syntax	IpAddress
Max-Access	read-only
Status	current
Description	The untrusted IP address of this server, or 0.0.0.0 if it is not set.

esiServerTrustedSlot

Syntax	Integer32
Max-Access	read-only
Status	current
Description	The slot number of the trusted interface for this server.

esiServerTrustedPort

Syntax	Integer32
Max-Access	read-only
Status	current
Description	The port number of the trusted interface for this server.

esiServerUntrustedSlot

Syntax	Integer32
Max-Access	read-only
Status	current
Description	The slot number of the untrusted interface for this server.

esiServerUntrustedPort

Syntax	Integer32
Max-Access	read-only
Status	current
Description	The port number of the untrusted interface for this server.

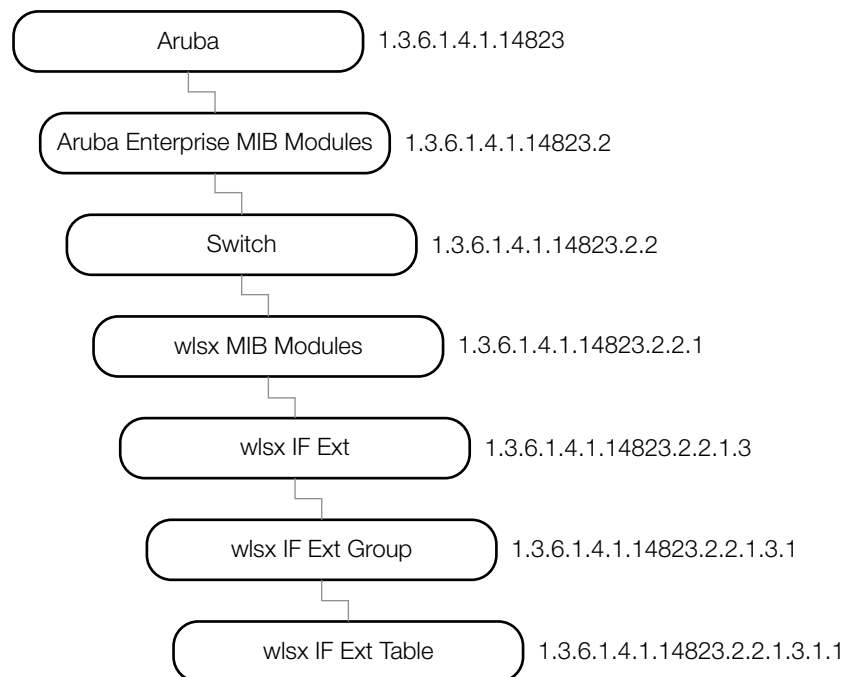
esiServerStatus

Syntax	ArubaESIServerStatus
Max-Access	read-only
Status	current
Description	Indicates the status of this ESI server.

IF External (IF EXT) MIB objects provide system-level information about the Alcatel-Lucent switch—physical ports, configured VLANs, the port memberships, and the interfaces that define the VLANs.

Figure 9 shows the architecture of the IF EXT MIB relative to 1.3.6.1.4.1.14823 (iso.org.dod.internet.private.enterprise.aruba). The IF External MIBs are listed in the file *aruba-ifext.my*. For information about downloading Aruba MIB files, see [Downloading MIB Files on page 23](#).

Figure 9 IF EXT Hierarchy



wlsxIfExtMIB

This MIB module contains MIB objects that provide system-level information about the Alcatel-Lucent switch. The wlsx IF EXT tables consists of the following tables. The objects of each table are described in the following sections..

Table 29 IF EXT Tables

Table	Description
wlsxIfExtPortTable	This table lists the physical ports in the switch.
wlsxIfExtVLANTable	This table lists the VLAN in the switch.
wlsxIfExtVLANMemberTable	This table lists the port membership of the VLAN.
wlsxIfExtVLANInterfaceTable	This table defines Layer 3 VLAN interfaces.

wlsxIfExtPortTable

The objects of the wlsx External Port table define the physical ports of the switch.

Table 30 *wlsxIfExtPortTable OIDs*

Object	Object ID	
wlsxIfExtPortEntry	1.3.6.1.4.1.14823.2.2.1.3.1.1.1	wlsxIfExtPortTable 1
ifExtSlotNumber	1.3.6.1.4.1.14823.2.2.1.3.1.1.1.1	wlsxIfExtPortEntry 1
ifExtPortNumber	1.3.6.1.4.1.14823.2.2.1.3.1.1.1.2	wlsxIfExtPortEntry 2
ifExtPortIfIndex	1.3.6.1.4.1.14823.2.2.1.3.1.1.1.3	wlsxIfExtPortEntry 3
ifExtAdminState	1.3.6.1.4.1.14823.2.2.1.3.1.1.1.4	wlsxIfExtPortEntry 4
ifExtOperState	1.3.6.1.4.1.14823.2.2.1.3.1.1.1.5	wlsxIfExtPortEntry 5
ifExtPoeState	1.3.6.1.4.1.14823.2.2.1.3.1.1.1.6	wlsxIfExtPortEntry 6
ifExtIsTrusted	1.3.6.1.4.1.14823.2.2.1.3.1.1.1.7	wlsxIfExtPortEntry 7
ifExtDot1DState	1.3.6.1.4.1.14823.2.2.1.3.1.1.1.8	wlsxIfExtPortEntry 8
ifExtMode	1.3.6.1.4.1.14823.2.2.1.3.1.1.1.9	wlsxIfExtPortEntry 9
ifExtAccessVLANId	1.3.6.1.4.1.14823.2.2.1.3.1.1.1.10	wlsxIfExtPortEntry 10
ifExtTrunkNativeVLANId	1.3.6.1.4.1.14823.2.2.1.3.1.1.1.11	wlsxIfExtPortEntry 11
ifExtTrunkIsAllowedAll	1.3.6.1.4.1.14823.2.2.1.3.1.1.1.12	wlsxIfExtPortEntry 12
ifExtTrunkAllowedVLANList	1.3.6.1.4.1.14823.2.2.1.3.1.1.1.13	wlsxIfExtPortEntry 13
ifExtIngressACLName	1.3.6.1.4.1.14823.2.2.1.3.1.1.1.14	wlsxIfExtPortEntry 14
ifExtEgressACLName	1.3.6.1.4.1.14823.2.2.1.3.1.1.1.15	wlsxIfExtPortEntry 15
ifExtSessionACLName	1.3.6.1.4.1.14823.2.2.1.3.1.1.1.16	wlsxIfExtPortEntry 16
ifExtXsecVLAN	1.3.6.1.4.1.14823.2.2.1.3.1.1.1.17	wlsxIfExtPortEntry 17
ifExtIsMonitoring	1.3.6.1.4.1.14823.2.2.1.3.1.1.1.18	wlsxIfExtPortEntry 18
ifExtIsMux	1.3.6.1.4.1.14823.2.2.1.3.1.1.1.19	wlsxIfExtPortEntry 19
ifExtUserSlotNumber	1.3.6.1.4.1.14823.2.2.1.3.1.1.1.20	wlsxIfExtPortEntry 20
ifExtUserPortNumber	1.3.6.1.4.1.14823.2.2.1.3.1.1.1.21	wlsxIfExtPortEntry 21
ifExtPortSpeed	1.3.6.1.4.1.14823.2.2.1.3.1.1.1.22	wlsxIfExtPortEntry 22
ifExtPortDuplex	1.3.6.1.4.1.14823.2.2.1.3.1.1.1.23	wlsxIfExtPortEntry 23
ifExtPortType	1.3.6.1.4.1.14823.2.2.1.3.1.1.1.24	wlsxIfExtPortEntry 24
ifExtDescr	1.3.6.1.4.1.14823.2.2.1.3.1.1.1.25	wlsxIfExtPortEntry 25

wlsxIfExtPortEntry

Syntax	wlsxIfExtPortEntry
Max-Access	not-accessible
Status	current
Description	An entry for one processor contained by the switch.
Index	{ ifExtSlotNumber, ifExtPortNumber }

ifExtSlotNumber

Syntax	Integer32
Max-Access	not-accessible
Status	current
Description	This object represents the physical slot of the interface.

ifExtPortNumber

Syntax	Integer32
Max-Access	not-accessible
Status	current
Description	This object represents the physical port of the interface.

ifExtPortIfIndex

Syntax	Integer32
Max-Access	read-only
Status	current
Description	This is the if Index in the ifTable, representing this slot and port.

ifExtAdminState

Syntax	ArubaEnableValue
Max-Access	read-write
Status	current
Description	The desired state of the interface.

ifExtOperState

Syntax	Integer up(1) down(2) testing(3)
Max-Access	read-only
Status	current
Description	The current operational state of the interface.

ifExtPoeState

Syntax	ArubaPoeState
Max-Access	read-write
Status	current
Description	The current state of the power over ethernet capability of the port.

ifExtIsTrusted

Syntax	TruthValue
Max-Access	read-write
Status	current
Description	The object indicates if the port is used in the trusted side of the network or the untrusted side.

ifExtDot1DState

Syntax	ArubaDot1dState
Max-Access	read-write
Status	current
Description	Current Dot1d state of the Port.

ifExtMode

Syntax	ArubaPortMode
Max-Access	read-write
Status	current
Description	This object indicates if the port is in a trunk mode or access mode.

ifExtAccessVLANId

Syntax	ArubaVLANValidRange
Max-Access	read-write
Status	current
Description	The VLAN ID when the port is in access mode.

ifExtTrunkNativeVLANId

Syntax	ArubaVLANValidRange
Max-Access	read-write
Status	current
Description	The native VLAN ID of the Port when the port is in dot1q mode.

ifExtTrunkIsAllowedAll

Syntax	TruthValue
Max-Access	read-write
Status	current
Description	When the mode of the port is trunk, this object indicates if the port is part of all the configured VLANs.

ifExtTrunkAllowedVLANList

Syntax	Octet String SIZE(0..512))
Max-Access	read-write
Status	current
Description	<p>A string of octets containing one bit per VLAN for a total of 4096 VLANs in the management domain. The most significant bit of the octet string is the lowest value VLAN of 4096 VLANs.</p> <ul style="list-style-type: none">• Setting bit(1) indicates that the VLAN is part of the interface.• The most significant bit of the bitmap is transmitted first. <p>Note—If the length of this string is less than 512 octets, missing octets are assumed to contain the value zero.</p>

ifExtIngressACLName

Syntax	DisplayString(SIZE(0..64))
Max-Access	read-write
Status	current
Description	This object represents the ingress ACL name applied to the port. An empty string indicates that ACL is not applied on this port.

ifExtEgressACLName

Syntax	DisplayString(SIZE(0..64))
Max-Access	read-write
Status	current
Description	This object represents the egress ACL name applied to the port. An empty string indicates that ACL is not applied on this port.

ifExtSessionACLName

Syntax	DisplayString(SIZE(0..64))
Max-Access	read-write
Status	current
Description	This object represents the session ACL name applied to the port. An empty string indicates that ACL is not applied on this port.

ifExtXsecVLAN

Syntax	ArubaVLANValidRange
Max-Access	read-write
Status	current
Description	This object indicates if the port is an Xsec Port.

ifExtIsMonitoring

Syntax	TruthValue
Max-Access	read-write
Status	current
Description	This object indicates if the port is used for port monitoring.

ifExtIsMux

Syntax	TruthValue
Max-Access	read-write
Status	current
Description	This object indicates if the port is used as a MUX Port.

ifExtUserSlotNumber

Syntax	Integer32
Max-Access	read-only
Status	current
Description	The user-visible (zero-based) slot number.

ifExtUserPortNumber

Syntax	Integer32
Max-Access	read-only
Status	current
Description	The user-visible (zero-based) port number.

ifExtPortSpeed

Syntax	ArubaPortSpeed
Max-Access	read-only
Status	current
Description	Speed of the port.

ifExtPortDuplex

Syntax	ArubaPortDuplex
Max-Access	read-only
Status	current
Description	The duplex state of the port.

ifExtPortType

Syntax	ArubaPortType
Max-Access	read-only
Status	current
Description	The type of the port.

ifExtDescr

Syntax	DisplayString
Max-Access	read-only
Status	current
Description	Port description.

wlsxIfExtVLANTable

The objects of the wlsx IF External VLAN table provide information about the VLANs of the switch.

Table 31 *wlsxIfExtVLANTable OIDs*

Object	Object ID	
wlsxIfExtVLANEntry	1.3.6.1.4.1.14823.2.2.1.3.1.2.1	wlsxIfExtVLANTable 1
ifExtVLANId	1.3.6.1.4.1.14823.2.2.1.3.1.2.1.1	wlsxIfExtVLANEntry 1
ifExtVLANName	1.3.6.1.4.1.14823.2.2.1.3.1.2.1.2	wlsxIfExtVLANEntry 2
ifExtVLANStatus	1.3.6.1.4.1.14823.2.2.1.3.1.2.1.3	wlsxIfExtVLANEntry 3

wlsxIfExtVLANEntry

Syntax	wlsxIfExtVLANEntry
Max-Access	not-accessible
Status	current
Description	An entry for one processor contained by the switch.
Index	{ ifExtVLANId }

ifExtVLANId

Syntax	ArubaVLANValidRange
Max-Access	not-accessible
Status	current
Description	This object represents the VLAN ID of the interface.

ifExtVLANName

Syntax	DisplayString(SIZE(0..64))
Max-Access	read-create
Status	current
Description	Name of the VLAN.

ifExtVLANStatus

Syntax	Row Status
Max-Access	read-create
Status	current
Description	A row status object used to create/modify the row.

wlsxIfExtVLANMemberTable

The objects of the wlsx External VLAN Member table provide information about the port membership of the VLAN.

Table 32 *wlsxIfExtVLANMemberTable OIDs*

Object	Object ID	
wlsxIfExtVLANMemberEntry	1.3.6.1.4.1.14823.2.2.1.3.1.3.1	wlsxIfExtVLANMemberTable 1
ifExtVLANMemberStatus	1.3.6.1.4.1.14823.2.2.1.3.1.3.1.1	wlsxIfExtVLANMemberEntry 1
ifExtVLANMemberSlot	1.3.6.1.4.1.14823.2.2.1.3.1.3.1.2	wlsxIfExtVLANMemberEntry 2
ifExtVLANMemberPort	1.3.6.1.4.1.14823.2.2.1.3.1.3.1.3	wlsxIfExtVLANMemberEntry 3
ifExtVLANMemberType	1.3.6.1.4.1.14823.2.2.1.3.1.3.1.4	wlsxIfExtVLANMemberEntry 4

wlsxIfExtVLANMemberEntry

Syntax	wlsxIfExtVLANMemberEntry
Max-Access	not-accessible
Status	current
Description	An entry for one processor contained by the switch.
Index	{ ifExtVLANId, ifIndex }

ifExtVLANMemberStatus

Syntax	Row Status
Max-Access	read-create
Status	current
Description	A row status object used to create/modify and indicate the status row.

ifExtVLANMemberSlot

Syntax	Integer32
Max-Access	read-only
Status	current
Description	The slot index of the slot referred to by this row (1-based).

ifExtVLANMemberPort

Syntax	Integer32
Max-Access	read-only
Status	current
Description	The slot index of the slot referred to by this row (1-based).

ifExtVLANMemberType

Syntax	ArubalfType
Max-Access	read-only
Status	current
Description	The VLAN member type.

wlsxIfExtVLANInterfaceTable

The objects of the wlsx IF EXT VLAN Interface table provide information about Layer 3 VLAN interfaces.

Table 33 *wlsxIfExtVLANInterfaceTable OIDs118*

Object	Object ID	
wlsxIfExtVLANInterfaceEntry	1.3.6.1.4.1.14823.2.2.1.3.1.4.1	wlsxIfExtVLANInterfaceTable 1
ifExtVLANInterfaceIfIndex	11.3.6.1.4.1.14823.2.2.1.3.1.4.1.1	wlsxIfExtVLANInterfaceEntry 1
ifExtVLANInterfaceDescription	11.3.6.1.4.1.14823.2.2.1.3.1.4.1.2	wlsxIfExtVLANInterfaceEntry 2
ifExtVLANInterfaceBWContract	11.3.6.1.4.1.14823.2.2.1.3.1.4.1.3	wlsxIfExtVLANInterfaceEntry 3
ifExtVLANInterfaceAdminState	11.3.6.1.4.1.14823.2.2.1.3.1.4.1.4	wlsxIfExtVLANInterfaceEntry 4
ifExtVLANInterfaceOperState	11.3.6.1.4.1.14823.2.2.1.3.1.4.1.5	wlsxIfExtVLANInterfaceEntry 5
ifExtVLANInterfaceIpAddress	11.3.6.1.4.1.14823.2.2.1.3.1.4.1.6	wlsxIfExtVLANInterfaceEntry 6
ifExtVLANInterfaceIpMask	11.3.6.1.4.1.14823.2.2.1.3.1.4.1.7	wlsxIfExtVLANInterfaceEntry 7
ifExtVLANInterfaceIsLocalArp	11.3.6.1.4.1.14823.2.2.1.3.1.4.1.8	wlsxIfExtVLANInterfaceEntry 8
ifExtVLANInterfaceStatus	11.3.6.1.4.1.14823.2.2.1.3.1.4.1.9	wlsxIfExtVLANInterfaceEntry 9
ifExtVlanInterfaceIpRouting	11.3.6.1.4.1.14823.2.2.1.3.1.4.1.10	wlsxIfExtVLANInterfaceEntry 10
ifExtVlanInterfaceIpNatInside	11.3.6.1.4.1.14823.2.2.1.3.1.4.1.11	wlsxIfExtVLANInterfaceEntry 11
ifExtVlanInterfaceIpIcmpSnooping	11.3.6.1.4.1.14823.2.2.1.3.1.4.1.12	wlsxIfExtVLANInterfaceEntry 12

wlsxIfExtVLANInterfaceEntry

Syntax	wlsxIfExtVLANInterfaceEntry
Max-Access	not-accessible
Status	current
Description	An entry for one processor contained by the switch.
Index	{ ifExtVLANId }

ifExtVLANInterfaceIfIndex

Syntax	Integer32
Max-Access	read-create
Status	current
Description	This is the ifIndex in ifTable, representing the VLAN interface.

ifExtVLANInterfaceDescription

Syntax	DisplayString(SIZE(0..64))
Max-Access	read-create
Status	current
Description	The description of the VLAN interface.

ifExtVLANInterfaceBWContract

Syntax	DisplayString(SIZE(0..64))
Max-Access	read-create
Status	current
Description	This object indicates the bandwidth contract on the interface.

ifExtVLANInterfaceAdminState

Syntax	ArubaEnableValue
Max-Access	read-create
Status	current
Description	This object indicates the IP address of the interface.

ifExtVLANInterfaceOperState

Syntax	ArubaOperStateValue
Max-Access	read-create
Status	current
Description	This object indicates the IP address of the interface.

ifExtVLANInterfaceIpAddress

Syntax	IpAddress
Max-Access	read-create
Status	current
Description	This object indicates the IP address of the interface.

ifExtVLANInterfaceIpMask

Syntax	IpAddress
Max-Access	read-create
Status	current
Description	This object indicates the IP mask of the interface.

ifExtVLANInterfaceIsLocalArp

Syntax	ArubaEnableValue
Max-Access	read-create
Status	current
Description	This object indicates if the Local Arp is set on the interface.

ifExtVLANInterfaceStatus

Syntax	Row Status
Max-Access	read-create
Status	current
Description	A row status object used to create/modify and indicate the status row.

ifExtVlanInterfaceIpRouting

Syntax	ArubaEnableValue
Max-Access	read-create
Status	current
Description	This object indicates if the IP routing is set on the interface.
History	Added in AOS-W 3.2.0.0.

ifExtVlanInterfaceIpNatInside

Syntax	ArubaEnableValue
Max-Access	read-create
Status	current
Description	This object indicates if the IP not inside is set on the interface.
History	Added in AOS-W 3.2.0.0.

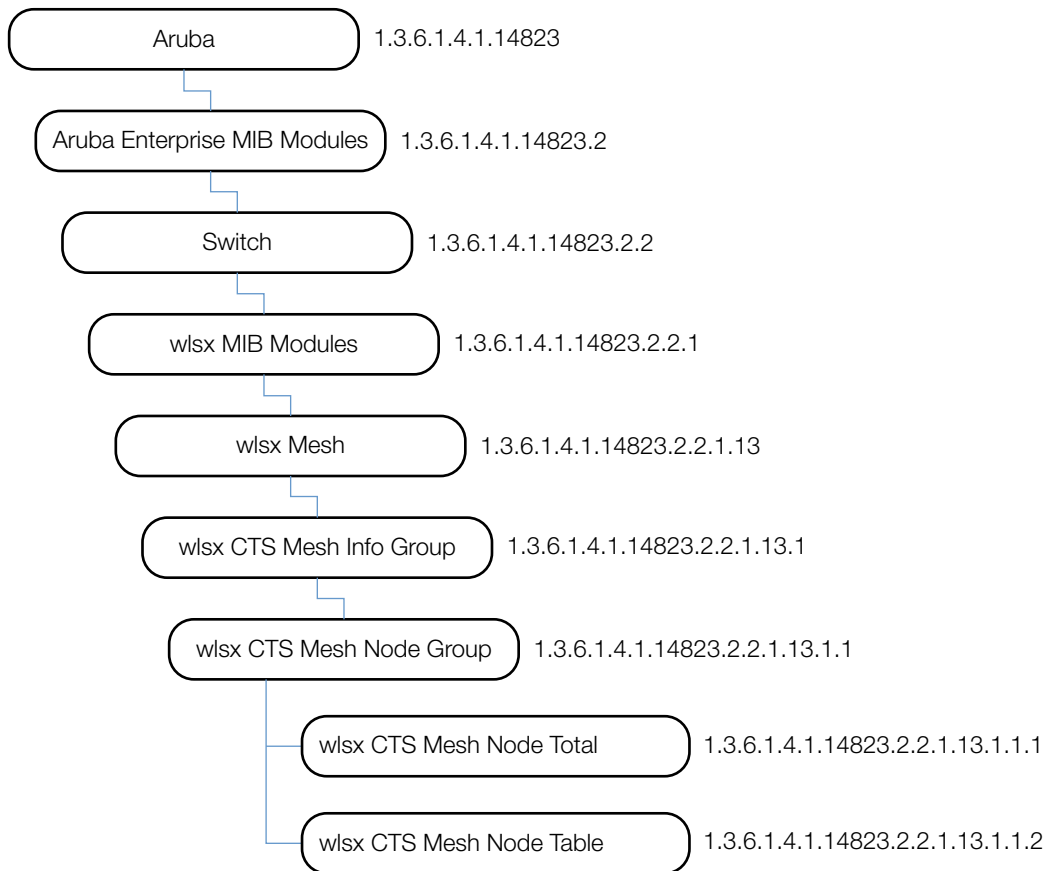
ifExtVlanInterfaceIlgmpSnooping

Syntax	ArubaEnableValue
Max-Access	read-create
Status	current
Description	This object indicates if the IP IGMP snooping is set on the interface.
History	Added in AOS-W 3.2.0.0.

The Mesh module provides information about Mesh portal and topology in the Alcatel-Lucent switch. Mesh is a new addition to the AOS-W MIB family.

Figure 10 shows the architecture of the Mesh MIB relative to 1.3.6.1.4.1.14823 (iso.org.dod.internet.private.enterprise.aruba). The Mesh MIBs are listed in the file *aruba-mesh.mib*. For information about downloading Alcatel-Lucent MIB files, see [Downloading MIB Files on page 23](#).

Figure 10 Mesh Hierarchy



The Mesh MIB contains the following tables. The objects of each table are described in the following sections.

Table 34 Mesh MIB Tables

Table	Description
<code>wlsxMeshNodeTotal</code>	This object lists the total number of mesh nodes in the switch.
<code>wlsxMeshNodeTable</code>	This table lists mesh node information.

wlsxMeshNodeTotal

Syntax	Unsigned32
Max-Access	read-only
Status	current
Description	Total Number of mesh nodes in the switch.
History	Added in AOS-W 3.2.0.0.

wlsxMeshNodeTable

The objects of the wlsx Mesh Node table provide information about the Mesh Node.

Table 35 Mesh Node Table OIDs

Object	Object ID	
wlsxMeshNodeEntry	1.3.6.1.4.1.14823.2.2.1.13.1.1.2.1	wlsxMeshNodeTable 1
wlsxMeshRole	1.3.6.1.4.1.14823.2.2.1.13.1.1.2.1.1	wlsxMeshNodeEntry 1
wlsxMeshNodeParent	1.3.6.1.4.1.14823.2.2.1.13.1.1.2.1.2	wlsxMeshNodeEntry 2
wlsxMeshNodeChildrenCount	1.3.6.1.4.1.14823.2.2.1.13.1.1.2.1.3	wlsxMeshNodeEntry 3
wlsxMeshNodeCluster	1.3.6.1.4.1.14823.2.2.1.13.1.1.2.1.4	wlsxMeshNodeEntry 4
wlsxMeshNodeRfBand	1.3.6.1.4.1.14823.2.2.1.13.1.1.2.1.5	wlsxMeshNodeEntry 5
wlsxMeshNodePathCost	1.3.6.1.4.1.14823.2.2.1.13.1.1.2.1.6	wlsxMeshNodeEntry 6
wlsxMeshNodeNodeCost	1.3.6.1.4.1.14823.2.2.1.13.1.1.2.1.7	wlsxMeshNodeEntry 7
wlsxMeshNodeLinkCost	1.3.6.1.4.1.14823.2.2.1.13.1.1.2.1.8	wlsxMeshNodeEntry 8
wlsxMeshNodeHopCount	1.3.6.1.4.1.14823.2.2.1.13.1.1.2.1.9	wlsxMeshNodeEntry 9

wlsxMeshNodeEntry

Syntax	MeshEntry
Max-Access	not-accessible
Status	current
Description	Mesh node entry.
Index	{wlanAPMacAddress}

wlsxMeshRole

Syntax	ArubaMeshRole
MAX-ACCES	read-only
Status	current
Description	Mesh role.
History	Added in AOS-W 3.2.0.0.

wlsxMeshNodeParent

Syntax	MacAddress
Max-Access	read-only
Status	current
Description	Mesh node parent.
History	Added in AOS-W 3.2.0.0.

wlsxMeshNodeChildrenCount

Syntax	Unsigned32
Max-Access	read-only
Status	current
Description	Mesh node children count.
History	Added in AOS-W 3.2.0.0.

wlsxMeshNodeCluster

Syntax	DisplayString(SIZE(0..64))
Max-Access	read-only
Status	current
Description	Mesh cluster name. Value in float.
History	Added in AOS-W 3.2.0.0.

wlsxMeshNodeRfBand

Syntax	ArubaPhyType
Max-Access	read-only
Status	current
Description	Mesh node RF band.
History	Added in AOS-W 3.2.0.0.

wlsxMeshNodePathCost

Syntax	Integer32
Max-Access	read-only
Status	current
Description	Mesh topology path cost.
History	Added in AOS-W 3.2.0.0.

wlsxMeshNodeNodeCost

Syntax	Integer32
Max-Access	read-only
Status	current
Description	Mesh topology node cost.
History	Added in AOS-W 3.2.0.0.

wlsxMeshNodeLinkCost

Syntax	Integer32
Max-Access	read-only
Status	current
Description	Mesh topology link cost.
History	Added in AOS-W 3.2.0.0.

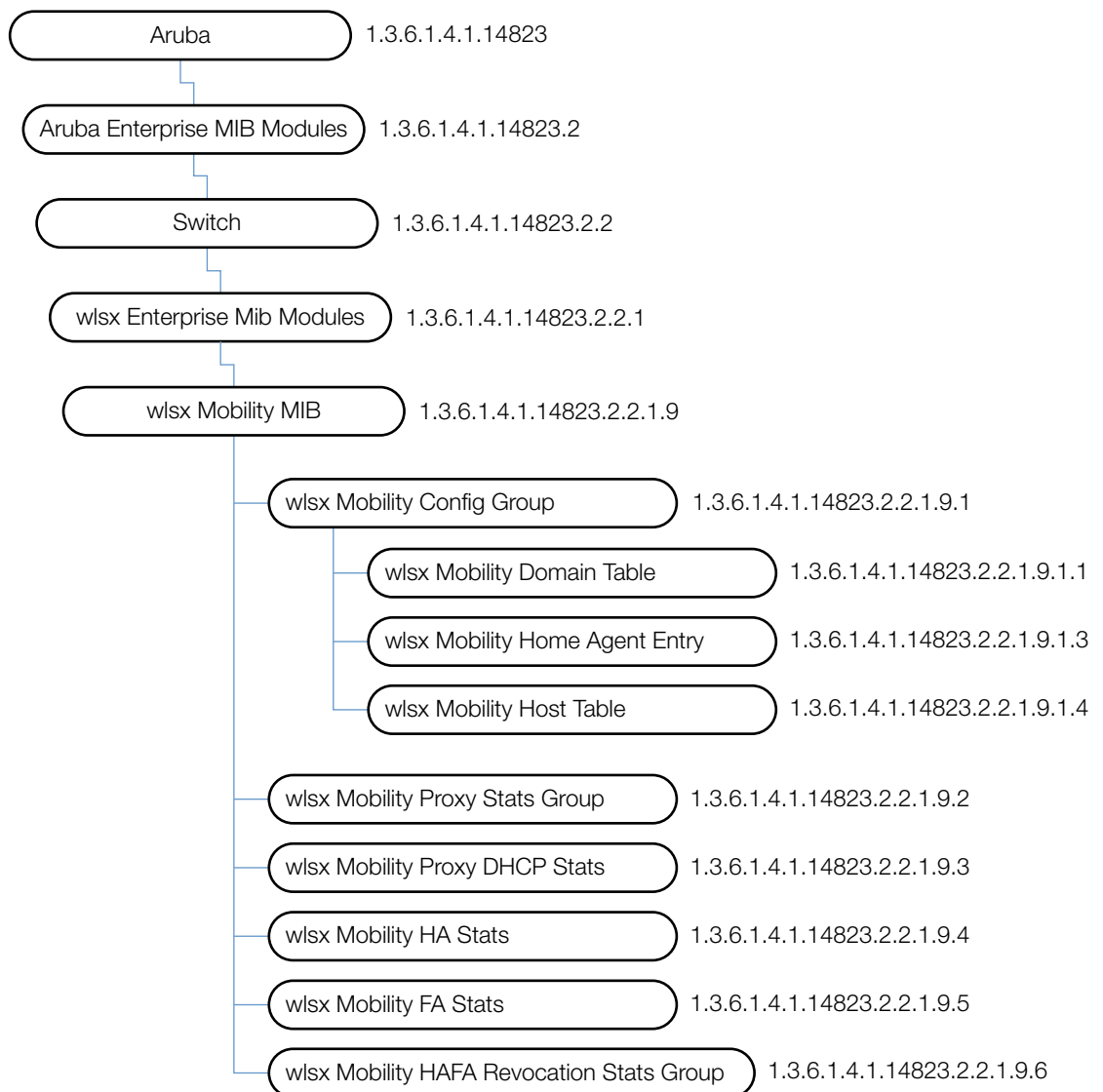
wlsxMeshNodeHopCount

Syntax	Integer32
Max-Access	read-only
Status	current
Description	Mesh topology hop cost.
History	Added in AOS-W 3.2.0.0.

The Mobility module provides information about the subsystem in the Alcatel-Lucent switch, such as the home agent (HA) or foreign agent (FA) of a roaming agent.

Figure 11 shows the architecture of the Mobility MIB relative to 1.3.6.1.4.1.14823 (iso.org.dod.internet.private.enterprise.aruba). The Mobility MIBs are listed in the file *aruba-mobility.my*. For information about downloading Alcatel-Lucent MIB files, see [Downloading MIB Files on page 23](#).

Figure 11 *Mobility Hierarchy*



The Mobility MIB contains the following objects. The objects of each table are described in the following sections.

Table 36 *Mobility Objects*

Table	Description
wlsxMobilityDomainTable	This table lists all mobility domains configured on the switch.
wlsxMobilityHostTable	This table lists all mobile hosts on the switch.
wlsxMobilityProxyStatsGroup	This group contains proxy state machine statistics—the number of packets handled by the MobileIP Proxy state machine.
wlsxMobilityProxyDHCPStats Group	This group contains proxy DHCP state machine statistics—the number of DHCP packets handled by the MobileIP DHCP state machine.
wlsxMobilityHAStats Group	This group contains MobileIP Home Agent statistics—the number of MobileIP registration, revocation-related messages the HA state machine handled.
wlsxMobilityFAStats Group	This group contains MobileIP Foreign Agent statistics—the number of MobileIP registration, revocation-related messages the FA state machine handled.
wlsxMobilityHAFARevocationStats Group	This group contains MobileIP HA-FA revocation messages exchange statistics—the number of MobileIP revocation-related messages the HA/FA state machine handled.

wlsxMobilityDomainTable

The objects of the wlsx Mobility Domain table provide information about the mobility domains configured on the switch.

Table 37 *wlsxMobilityDomainTable OIDs*

Object	Object ID	
wlsxMobilityDomainEntry	1.3.6.1.4.1.14823.2.2.1.9.1.1.1	wlsxMobilityDomainTable 1
mobilityDomainName	1.3.6.1.4.1.14823.2.2.1.9.1.1.1.1	wlsxMobilityDomainEntry 1
mobilityDomainIsExclusive	1.3.6.1.4.1.14823.2.2.1.9.1.1.1.2	wlsxMobilityDomainEntry 2
mobilityDomainStatus	1.3.6.1.4.1.14823.2.2.1.9.1.1.1.3	wlsxMobilityDomainEntry 3

wlsxMobilityDomainEntry

Syntax	wlsxMobilityDomainEntry
Max-Access	not-accessible
Status	current
Description	Mobility Domain Entry
Index	{ mobilityDomainName }

mobilityDomainName

Syntax	DisplayString
Max-Access	not-accessible
Status	current
Description	The name of the active mobility domain(s) this switch belongs to.
History	Update in AOS-W 3.1—description.

mobilityDomainIsExclusive

Syntax	ArubaEnableValue
Max-Access	read-only
Status	deprecated
Description	Indicates whether this mobility domain is exclusive or not.
History	Deprecated in AOS-W 3.1.0.0.

mobilityDomainStatus

Syntax	Row Status
Max-Access	read-create
Status	current
Description	Row status object used to indicate the status of the row.

wlsxMobilityHomeAgentTable

The objects of the wlsx Mobility Home Agent table list all home agents that are visible to the switch.

Table 38 *wlsxMobilityHomeAgentTable OIDs*

Object	Object ID	
wlsxMobilityHomeAgentEntry	1.3.6.1.4.1.14823.2.2.1.9.1.3.1	wlsxMobilityHomeAgentTable 1
mobilityHomeAgentSubnet	1.3.6.1.4.1.14823.2.2.1.9.1.3.1.1	wlsxMobilityHomeAgentEntry 1
mobilityHomeAgentMask	1.3.6.1.4.1.14823.2.2.1.9.1.3.1.2	wlsxMobilityHomeAgentEntry 2
mobilityHomeAgentIp	1.3.6.1.4.1.14823.2.2.1.9.1.3.1.3	wlsxMobilityHomeAgentEntry 3
mobilityHomeAgentVLAN	1.3.6.1.4.1.14823.2.2.1.9.1.3.1.4	wlsxMobilityHomeAgentEntry 4

wlsxMobilityHomeAgentEntry

Syntax	wlsxMobilityHomeAgentEntry
Max-Access	not-accessible
Status	current
Description	Mobility home agent entry.
Index	{ mobilityHomeAgentSubnet, mobilityHomeAgentMask, mobilityHomeAgentIp }

mobilityHomeAgentSubnet

Syntax	IpAddress
Max-Access	read-only
Status	current
Description	Subnet of the home agent.

mobilityHomeAgentMask

Syntax	IpAddress
Max-Access	read-only
Status	current
Description	Subnet mask of the home agent.

mobilityHomeAgentIp

Syntax	IpAddress
Max-Access	not-accessible
Status	current
Description	IP address of the home agent.

mobilityHomeAgentVLAN

Syntax	Integer32
Max-Access	read-only
Status	current
Description	VLAN of the home agent.

wlsxMobilityHostTable

The objects of the wlsx Mobility Host table provide information about the mobile hosts on the switch.

Table 39 wlsxMobilityHostTable OIDs

Object	Object ID	
wlsxMobilityHostEntry	1.3.6.1.4.1.14823.2.2.1.9.1.4.1	wlsxMobilityHostTable 1
mobilityHostMac	1.3.6.1.4.1.14823.2.2.1.9.1.4.1.1	wlsxMobilityHostEntry 1
mobilityHostIp	1.3.6.1.4.1.14823.2.2.1.9.1.4.1.2	wlsxMobilityHostEntry 2
mobilityHostStatus	1.3.6.1.4.1.14823.2.2.1.9.1.4.1.3	wlsxMobilityHostEntry 3
mobilityHostServiceTime	1.3.6.1.4.1.14823.2.2.1.9.1.4.1.4	wlsxMobilityHostEntry 4
mobilityHostHomeVLAN	1.3.6.1.4.1.14823.2.2.1.9.1.4.1.5	wlsxMobilityHostEntry 5
mobilityHostHomeNetwork	1.3.6.1.4.1.14823.2.2.1.9.1.4.1.6	wlsxMobilityHostEntry 6
mobilityHostHomeMask	1.3.6.1.4.1.14823.2.2.1.9.1.4.1.7	wlsxMobilityHostEntry 7
mobilityHostDhcpInfo	1.3.6.1.4.1.14823.2.2.1.9.1.4.1.8	wlsxMobilityHostEntry 8

wlsxMobilityHostEntry

Syntax	wlsxMobilityHostEntry
Max-Access	not-accessible
Status	current
Description	Mobility Host Home Agent Entry.
Index	{ mobilityHostMac }

mobilityHostMac

Syntax	MacAddress
Max-Access	not-accessible
Status	current
Description	MAC address of the mobile host.

mobilityHostIp

Syntax	IpAddress
Max-Access	read-only
Status	current
Description	IP address of the mobile host.

mobilityHostStatus

Syntax	DisplayString
Max-Access	read-only
Status	current
Description	Roaming status of the mobile host.

mobilityHostServiceTime

Syntax	Integer32
Max-Access	read-only
Status	current
Description	The time (seconds) mobility service is provided to the mobile host.

mobilityHostHomeVLAN

Syntax	Integer32
Max-Access	read-only
Status	current
Description	Home VLAN of the mobile host.

mobilityHostHomeNetwork

Syntax	IpAddress
Max-Access	read-only
Status	current
Description	Home network of the mobile host.

mobilityHostHomeMask

Syntax	IpAddress
Max-Access	read-only
Status	current
Description	Home network mask of the mobile host.

mobilityHostDhcpInfo

Syntax	DisplayString
Max-Access	read-only
Status	current
Description	DHCP details of the mobile host.

wlsxMobilityProxyStatsGroup

The objects of this group provide information of the number of packets MobileIP Proxy state machine handled.

Table 40 *wlsxMobilityProxyStats OIDs*

Object	Object ID	
mobilityProxyPktRx	1.3.6.1.4.1.14823.2.2.1.9.2.1	wlsxMobilityProxyStatsGroup 1
mobilityProxyPktHandled	1.3.6.1.4.1.14823.2.2.1.9.2.2	wlsxMobilityProxyStatsGroup 2
mobilityProxyPktFwd	1.3.6.1.4.1.14823.2.2.1.9.2.3	wlsxMobilityProxyStatsGroup 3
mobilityProxyPktDrop	1.3.6.1.4.1.14823.2.2.1.9.2.4	wlsxMobilityProxyStatsGroup 4
mobilityProxyBusy	1.3.6.1.4.1.14823.2.2.1.9.2.5	wlsxMobilityProxyStatsGroup 5
mobilityProxyNoMobility	1.3.6.1.4.1.14823.2.2.1.9.2.6	wlsxMobilityProxyStatsGroup 6
mobilityProxyClientIPChg	1.3.6.1.4.1.14823.2.2.1.9.2.7	wlsxMobilityProxyStatsGroup 7
mobilityProxyClientEssidChg	1.3.6.1.4.1.14823.2.2.1.9.2.8	wlsxMobilityProxyStatsGroup 8

mobilityProxyPktRx

Syntax	Counter32
Max-Access	read-only
Status	current
Description	The number of packets the proxy state machine received.

mobilityProxyPktHandled

Syntax	Counter32
Max-Access	read-only
Status	current
Description	The number of packets the proxy state machine processed.

mobilityProxyPktFwd

Syntax	Counter32
Max-Access	read-only
Status	current
Description	The number of packets the proxy state machine forwarded back to data path.

mobilityProxyPktDrop

Syntax	Counter32
Max-Access	read-only
Status	current
Description	The number of packets the proxy state machine dropped.

mobilityProxyBusy

Syntax	Counter32
Max-Access	read-only
Status	current
Description	The number of mobility events the proxy state machine ignored because it was busy.

mobilityProxyNoMobility

Syntax	Counter32
Max-Access	read-only
Status	current
Description	The number of mobility clients with No Mobility Service.

mobilityProxyClientIPChg

Syntax	Counter32
Max-Access	read-only
Status	current
Description	The number of times mobility detected client IP change.

mobilityProxyClientEssidChg

Syntax	Counter32
Max-Access	read-only
Status	current
Description	The number of times mobility detected client ESSID change.

wlsxMobilityProxyDHCPStats Group

The objects of this group provide information of the number of DHCP packages the Mobile IP state machine handles.

Table 41 *wlsxMobilityProxyDHCPStats*

Object	Object ID	
mobilityProxyDhcpBootpRx	1.3.6.1.4.1.14823.2.2.1.9.3.1	wlsxMobilityProxyDHCPStatsGroup 1
mobilityProxyDhcpPktProc	1.3.6.1.4.1.14823.2.2.1.9.3.2	wlsxMobilityProxyDHCPStatsGroup 2
mobilityProxyDhcpPktFwd	1.3.6.1.4.1.14823.2.2.1.9.3.3	wlsxMobilityProxyDHCPStatsGroup 3
mobilityProxyDhcpPktDrop	1.3.6.1.4.1.14823.2.2.1.9.3.4	wlsxMobilityProxyDHCPStatsGroup 4
mobilityProxyDHCPNak	1.3.6.1.4.1.14823.2.2.1.9.3.5	wlsxMobilityProxyDHCPStatsGroup 5
mobilityProxyBadDHCPPkt	1.3.6.1.4.1.14823.2.2.1.9.3.6	wlsxMobilityProxyDHCPStatsGroup 6
mobilityProxyNotDHCP	1.3.6.1.4.1.14823.2.2.1.9.3.7	wlsxMobilityProxyDHCPStatsGroup 7
mobilityProxyDHCPNoHomeVLAN	1.3.6.1.4.1.14823.2.2.1.9.3.8	wlsxMobilityProxyDHCPStatsGroup 8
mobilityProxyDHCPUnexpFrame	1.3.6.1.4.1.14823.2.2.1.9.3.9	wlsxMobilityProxyDHCPStatsGroup 9
mobilityProxyDHCPUnexpRemote	1.3.6.1.4.1.14823.2.2.1.9.3.10	wlsxMobilityProxyDHCPStatsGroup 10

mobilityProxyDhcpBootpRx

Syntax	Counter32
Max-Access	read-only
Status	current
Description	The number of DHCP Bootp messages received.

mobilityProxyDhcpPktProc

Syntax	Counter32
Max-Access	read-only
Status	current
Description	The number of DHCP messages processed.

mobilityProxyDhcpPktFwd

Syntax	Counter32
Max-Access	read-only
Status	current
Description	The number of DHCP messages forwarded.

mobilityProxyDhcpPktDrop

Syntax	Counter32
Max-Access	read-only
Status	current
Description	The number of DHCP messages dropped.

mobilityProxyDHCPNak

Syntax	Counter32
Max-Access	read-only
Status	current
Description	The number of DHCP NAK received from the server.

mobilityProxyBadDHCPPkt

Syntax	Counter32
Max-Access	read-only
Status	current
Description	The number of DHCP packets marked invalid by mobility.

mobilityProxyNotDHCP

Syntax	Counter32
Max-Access	read-only
Status	current
Description	The number of non-DHCP frames received by DHCP state machine.

mobilityProxyDHCPNoHomeVLAN

Syntax	Counter32
Max-Access	read-only
Status	current
Description	The number of DHCP-requested IP for which home VLAN does not exist.

mobilityProxyDHCPUnexpFrame

Syntax	Counter32
Max-Access	read-only
Status	current
Description	The number of unexpected DHCP frames received from client.

mobilityProxyDHCPUnexpRemote

Syntax	Counter32
Max-Access	read-only
Status	current
Description	The number of unexpected DHCP frames received from remote HA/FA.

wlsxMobilityHAStats Group

The objects of this group provide information of the number of registration and revocation messages the HA state machine handles.

Table 42 *wlsxMobilityHAStats OIDs*

Object	Object ID	
mobilityHARxRRQ	1.3.6.1.4.1.14823.2.2.1.9.4.1	wlsxMobilityHAStatsGroup 1
mobilityHASentRRP	1.3.6.1.4.1.14823.2.2.1.9.4.2	wlsxMobilityHAStatsGroup 2
mobilityHARRQAccept	1.3.6.1.4.1.14823.2.2.1.9.4.3	wlsxMobilityHAStatsGroup 3
mobilityHARRQDenied	1.3.6.1.4.1.14823.2.2.1.9.4.4	wlsxMobilityHAStatsGroup 4
mobilityHARRQIgnore	1.3.6.1.4.1.14823.2.2.1.9.4.5	wlsxMobilityHAStatsGroup 5
mobilityHARRQAdminDeny	1.3.6.1.4.1.14823.2.2.1.9.4.6	wlsxMobilityHAStatsGroup 6
mobilityHARRQNoResource	1.3.6.1.4.1.14823.2.2.1.9.4.7	wlsxMobilityHAStatsGroup 7
mobilityHAMNauthFail	1.3.6.1.4.1.14823.2.2.1.9.4.8	wlsxMobilityHAStatsGroup 8
mobilityHAFAauthFail	1.3.6.1.4.1.14823.2.2.1.9.4.9	wlsxMobilityHAStatsGroup 9
mobilityHABadID	1.3.6.1.4.1.14823.2.2.1.9.4.10	wlsxMobilityHAStatsGroup 10
mobilityHAMalform	1.3.6.1.4.1.14823.2.2.1.9.4.11	wlsxMobilityHAStatsGroup 11
mobilityHATooManyBnd	1.3.6.1.4.1.14823.2.2.1.9.4.12	wlsxMobilityHAStatsGroup 12
mobilityHABndExpire	1.3.6.1.4.1.14823.2.2.1.9.4.13	wlsxMobilityHAStatsGroup 13

mobilityHARxRRQ

Syntax	Counter32
Max-Access	read-only
Status	current
Description	The number of registration requests received by HA.

mobilityHASentRRP

Syntax	Counter32
Max-Access	read-only
Status	current
Description	The number of registration requests reply sent by HA.

mobilityHARRQAccept

Syntax	Counter32
Max-Access	read-only
Status	current
Description	The number of registration requests accepted by HA.

mobilityHARRQDenied

Syntax	Counter32
Max-Access	read-only
Status	current
Description	The number of registration requests denied.

mobilityHARRQIgnore

Syntax	Counter32
Max-Access	read-only
Status	current
Description	The number of registration requests ignored by HA.

mobilityHARRQAdminDeny

Syntax	Counter32
Max-Access	read-only
Status	current
Description	The number of registration requests denied for administrative reasons by HA.

mobilityHARRQNoResource

Syntax	Counter32
Max-Access	read-only
Status	current
Description	The number of registration requests denied due to lack of resources by HA.

mobilityHAMNauthFail

Syntax	Counter32
Max-Access	read-only
Status	current
Description	The number of times MN-HA authentication failed.

mobilityHAFAuthFail

Syntax	Counter32
Max-Access	read-only
Status	current
Description	The number of HA-FA authentications failed.

mobilityHABadID

Syntax	Counter32
Max-Access	read-only
Status	current
Description	The number of mobile IP messages rejected by HA due to bad identification.

mobilityHAMalform

Syntax	Counter32
Max-Access	read-only
Status	current
Description	The number of mobile IP messages rejected by HA due to being poorly formed.

mobilityHATooManyBnd

Syntax	Counter32
Max-Access	read-only
Status	current
Description	The number of registration requests rejected due to too many bindings at HA.

mobilityHABndExpire

Syntax	Counter32
Max-Access	read-only
Status	current
Description	The number of times binding expired.

wlsxMobilityFAStats Group

This describes the number of Registration request sent by FA

The objects of this group provide information of the number of registration requests sent by FA.

Table 43 *wlsxMobilityFAStats OIDs*

Object	Object ID	Object ID
mobilityFASentRRQ	1.3.6.1.4.1.14823.2.2.1.9.5.1	wlsxMobilityFAStatsGroup 1
mobilityFARcvRRP	1.3.6.1.4.1.14823.2.2.1.9.5.2	wlsxMobilityFAStatsGroup 2
mobilityFARRQAccept	1.3.6.1.4.1.14823.2.2.1.9.5.3	wlsxMobilityFAStatsGroup 3
mobilityFARRQReject	1.3.6.1.4.1.14823.2.2.1.9.5.4	wlsxMobilityFAStatsGroup 4
mobilityMNHAauthFAIL	1.3.6.1.4.1.14823.2.2.1.9.5.5	wlsxMobilityFAStatsGroup 5
mobilityFAHAauthFAIL	1.3.6.1.4.1.14823.2.2.1.9.5.6	wlsxMobilityFAStatsGroup 6
mobilityFABadID	1.3.6.1.4.1.14823.2.2.1.9.5.7	wlsxMobilityFAStatsGroup 7
mobilityFAMalfor	1.3.6.1.4.1.14823.2.2.1.9.5.8	wlsxMobilityFAStatsGroup 8

mobilityFASentRRQ

Syntax	Counter32
Max-Access	read-only
Status	current
Description	The number of registration requests sent by FA.

mobilityFARcvRRP

Syntax	Counter32
Max-Access	read-only
Status	current
Description	The number of registration request replies received by FA.

mobilityFARRQAccept

Syntax	Counter32
Max-Access	read-only
Status	current
Description	The number of registration requests accepted by HA.

mobilityFARRQReject

Syntax	Counter32
Max-Access	read-only
Status	current
Description	The number of registration requests rejected by HA.

mobilityMNHAauthFAIL

Syntax	Counter32
Max-Access	read-only
Status	current
Description	The number of times MN-HA authentication failed.

mobilityFAHAauthFAIL

Syntax	Counter32
Max-Access	read-only
Status	current
Description	The number of FA-HA authentications that failed.

mobilityFABadID

Syntax	Counter32
Max-Access	read-only
Status	current
Description	The number of mobile IP messages rejected by FA due to bad identification.

mobilityFAMalfor

Syntax	Counter32
Max-Access	read-only
Status	current
Description	The number of mobile IP messages rejected by FA because they are poorly formed.

wlsxMobilityHAFARevocationStats Group

The objects of this group provide information about the revocation of messages handled by the HAFAs (home agent, foreign agent) state machines.

Table 44 *wlsxMobilityHAFARevocationStats*

Object	Object ID	
mobilitySentRRVRQ	1.3.6.1.4.1.14823.2.2.1.9.6.1	wlsxMobilityHAFARevocationStatsGroup 1
mobilityRcvRRVack	1.3.6.1.4.1.14823.2.2.1.9.6.2	wlsxMobilityHAFARevocationStatsGroup 2
mobilityRcvRRV	1.3.6.1.4.1.14823.2.2.1.9.6.3	wlsxMobilityHAFARevocationStatsGroup 3
mobilitySentRRVack	1.3.6.1.4.1.14823.2.2.1.9.6.4	wlsxMobilityHAFARevocationStatsGroup 4
mobilityRRVRQIgnore	1.3.6.1.4.1.14823.2.2.1.9.6.5	wlsxMobilityHAFARevocationStatsGroup 5
mobilityRRVackIgnore	1.3.6.1.4.1.14823.2.2.1.9.6.6	wlsxMobilityHAFARevocationStatsGroup 6

mobilitySentRRVRQ

Syntax	Counter32
Max-Access	read-only
Status	current
Description	The number of registration revocation requests sent.

mobilityRcvRRVack

Syntax	Counter32
Max-Access	read-only
Status	current
Description	The number of registration revocation ACKs received.

mobilityRcvRRV

Syntax	Counter32
Max-Access	read-only
Status	current
Description	The number of registration revocation requests received.

mobilitySentRRVack

Syntax	Counter32
Max-Access	read-only
Status	current
Description	The number of received registration revocation request ACKs sent.

mobilityRRVRQIgnore

Syntax	Counter32
Max-Access	read-only
Status	current
Description	The number of registration revocation requests ignored.

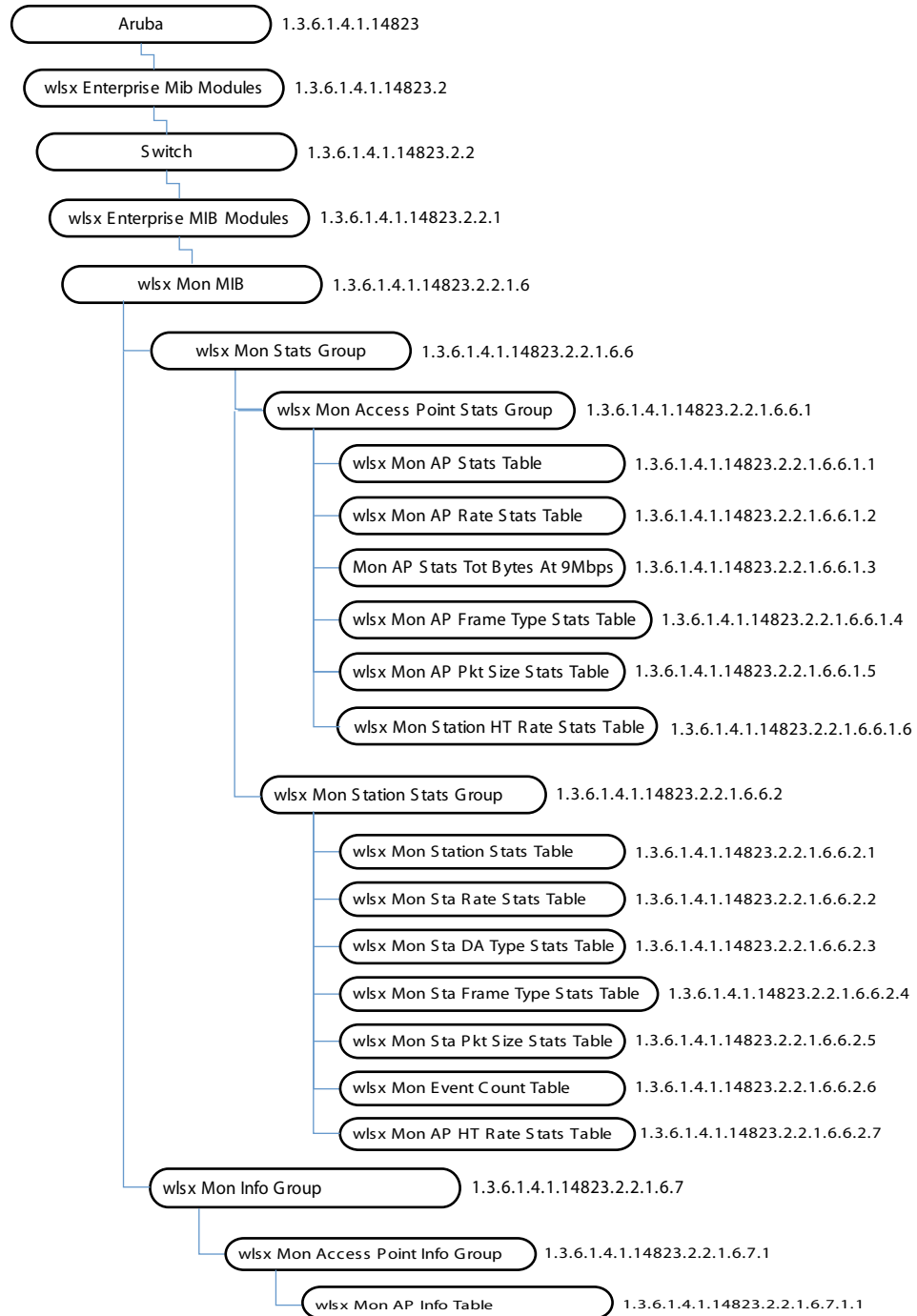
mobilityRRVAckIgnore

Syntax	Counter32
Max-Access	read-only
Status	current
Description	The number of registrations that revocation ACK ignored.

The Monitor module provides information about network traffic. Monitoring access points can be used to observe network traffic, such as the number of packets transferred at a specific rate, the number of errors per access point, and so on.

[Figure 12](#) shows the architecture of the Monitor MIB relative to 1.3.6.1.4.1.14823 (iso.org.dod.internet.private.enterprise.aruba). The Monitor MIBs are listed in the file `aruba-mon.my`. For information about downloading Alcatel-Lucent MIB files, see [Downloading MIB Files on page 23](#).

Figure 12 Monitor Hierarchy



The Monitor MIB contains the following tables. The objects of each table are described in the following sections.

Table 45 *Monitor MIB Tables*

Table	Description
wlsxMonAPStatsTable	This table lists the statistics of all the access points being monitored by the switch.
wlsxMonAPRateStatsTable	This tables lists the statistics of access points that are sorted by rate transfer rate.
wlsxMonAPDATypeStatsTable	This table lists the per BSSID packet and byte counts that are sorted by the destination address.
wlsxMonAPFrameTypeStatsTable	This table lists the per BSSID packet and byte counts that are sorted by frame type.
wlsxMonAPPktSizeStatsTable	This table lists the per BSSID packet and byte counts that are sorted by packet size.
wlsxMonAPHTRateStatsTable	This table lists lthe access point packet and byte counts that are sorted by HT rate.
wlsxMonStationStatsTable	This table lists the statistics of the wireless stations being monitored by an AP connected to this switch.
wlsxMonStaRateStatsTable	This table lists the packet and byte counts for a monitored station that are sorted by transfer rate.
wlsxMonStaDATypeStatsTable	This table lists the packet and byte counts for a monitored station that are sorted by destination address.
wlsxMonStaFrameTypeStatsTable	This table lists the packet and byte counts of monitored stations that are sorted by frame type.
wlsxMonStaPktSizeStatsTable	This table lists the packet and byte counts for monitored stations that are sorted by packet size.
wlsxMonAPInfoTable	This table lists all of the access points being monitored by the switch.
wlsxMonStationInfoTable	This table lists the statistics of all the wireless stations being monitored.
wlsxMonEventCountTable	This table lists the counts of events generated by the access points.
wlsxMonStationHTRateStatsTable	This table lists the monitored access point packet and byte counts that are sorted by high throughput.

wlsxMonAPStatsTable

The objects of the wlsx Mon AP Statistics table provide the statistics of all the APs that are monitored by the switch.

Table 46 *wlsxMonApStatsTable OIDs*

Object	Object ID	
wlsxMonAPStatsEntry	1.3.6.1.4.1.14823.2.2.1.6.6.1.1.1	wlsxMonAPStatsTable 1
monPhyAddress	1.3.6.1.4.1.14823.2.2.1.6.6.1.1.1.1	wlsxMonAPStatsEntry 1
monRadioNumber	1.3.6.1.4.1.14823.2.2.1.6.6.1.1.1.2	wlsxMonAPStatsEntry 2
monitoredApBSSID	1.3.6.1.4.1.14823.2.2.1.6.6.1.1.1.3	wlsxMonAPStatsEntry 3
monPhyType	1.3.6.1.4.1.14823.2.2.1.6.6.1.1.1.4	wlsxMonAPStatsEntry 4

Table 46 *wlsxMonApStatsTable OIDs (Continued)*

Object	Object ID	
monAPCurrentChannel	1.3.6.1.4.1.14823.2.2.1.6.6.1.1.1.5	wlsxMonAPStatsEntry 5
monAPNumClients	1.3.6.1.4.1.14823.2.2.1.6.6.1.1.1.6	wlsxMonAPStatsEntry 6
monAPTxBkts	1.3.6.1.4.1.14823.2.2.1.6.6.1.1.1.7	wlsxMonAPStatsEntry 7
monAPTxBkts	1.3.6.1.4.1.14823.2.2.1.6.6.1.1.1.8	wlsxMonAPStatsEntry 8
monAPRxBkts	1.3.6.1.4.1.14823.2.2.1.6.6.1.1.1.9	wlsxMonAPStatsEntry 9
monAPRxBkts	1.3.6.1.4.1.14823.2.2.1.6.6.1.1.1.10	wlsxMonAPStatsEntry 10
monAPRxBkts	1.3.6.1.4.1.14823.2.2.1.6.6.1.1.1.11	wlsxMonAPStatsEntry 11
monAPTxDaauthentications	1.3.6.1.4.1.14823.2.2.1.6.6.1.1.1.12	wlsxMonAPStatsEntry 12
monAPRxDaauthentications	1.3.6.1.4.1.14823.2.2.1.6.6.1.1.1.13	wlsxMonAPStatsEntry 13
monAPChannelThroughput	1.3.6.1.4.1.14823.2.2.1.6.6.1.1.1.14	wlsxMonAPStatsEntry 14
monAPFrameRetryRate	1.3.6.1.4.1.14823.2.2.1.6.6.1.1.1.15	wlsxMonAPStatsEntry 15
monAPFrameLowSpeedRate	1.3.6.1.4.1.14823.2.2.1.6.6.1.1.1.16	wlsxMonAPStatsEntry 16
monAPFrameNonUnicastRate	1.3.6.1.4.1.14823.2.2.1.6.6.1.1.1.17	wlsxMonAPStatsEntry 17
monAPFrameFragmentationRate	1.3.6.1.4.1.14823.2.2.1.6.6.1.1.1.18	wlsxMonAPStatsEntry 18
monAPFrameBandwidthRate	1.3.6.1.4.1.14823.2.2.1.6.6.1.1.1.19	wlsxMonAPStatsEntry 19
monAPFrameRetryErrorRate	1.3.6.1.4.1.14823.2.2.1.6.6.1.1.1.20	wlsxMonAPStatsEntry 20
monAPChannelErrorRate	1.3.6.1.4.1.14823.2.2.1.6.6.1.1.1.21	wlsxMonAPStatsEntry 21
monAPESSID	1.3.6.1.4.1.14823.2.2.1.6.6.1.1.1.22	wlsxMonAPStatsEntry 22
monAPRSSI	1.3.6.1.4.1.14823.2.2.1.6.6.1.1.1.23	wlsxMonAPStatsEntry 23
monAPFrameReceiveErrorRate	1.3.6.1.4.1.14823.2.2.1.6.6.1.1.1.24	wlsxMonAPStatsEntry 24

wlsxMonAPStatsEntry

Syntax	wlsxMonAPStatsEntry
Max-Access	not-accessible
Status	current
Description	Monitored Access Point Stats entry.
Index	{ monPhyAddress, monRadioNumber, monitoredApBSSID }
History	Update in AOS-W 3.1—description.

monPhyAddress

Syntax	MacAddress
Max-Access	not-accessible
Status	current
Description	MAC address of the air monitor that is monitoring the AP.

monRadioNumber

Syntax	Integer32
Max-Access	not-accessible
Status	current
Description	The radio number of the air monitor that is monitoring the access point.

monitoredApBSSID

Syntax	MacAddress
Max-Access	not-accessible
Status	current
Description	The BSSID of the monitored access point.

monPhyType

Syntax	ArubaPhyType
Max-Access	read-only
Status	current
Description	The PHY type of the monitored access point.

monAPCurrentChannel

Syntax	Unsigned32
Max-Access	read-only
Status	current
Description	The channel the monitored access point is using.

monAPNumClients

Syntax	Integer32
Max-Access	read-only
Status	current
Description	The number of clients associated to this monitored access point.

monAPTxBkts

Syntax	Counter32
Max-Access	read-only
Status	current
Description	The number of packets transmitted by this monitored access point.
History	Update in AOS-W 3.1—description.

monAPTxBYtes

Syntax	Counter32
Max-Access	read-only
Status	current
Description	The number of bytes transmitted by this monitored access point.
History	Update in AOS-W 3.1—description.

monAPRXPkts

Syntax	Counter32
Max-Access	read-only
Status	current
Description	The number of packets received by this monitored access point.
History	Update in AOS-W 3.1—description.

monAPRxBYtes

Syntax	Counter32
Max-Access	read-only
Status	current
Description	The number of bytes received by this monitored access point.
History	Update in AOS-W 3.1—description.

monAPTxDauthenticationS

Syntax	Counter32
Max-Access	read-only
Status	current
Description	The number of deauthentications transmitted by this monitored access point.
History	Update in AOS-W 3.1—description.

monAPRxDauthenticationS

Syntax	Counter32
Max-Access	read-only
Status	current
Description	The number of deauthentications received by this monitored access point.
History	Update in AOS-W 3.1—description.

monAPChannelThroughput

Syntax	Integer32
Max-Access	read-only
Status	current
Description	The throughput achieved on this channel by this monitored access point.
History	Update in AOS-W 3.1—description.

monAPFrameRetryRate

Syntax	Integer32
Max-Access	read-only
Status	current
Description	The number of retry packets as a percentage of the total packets transmitted and received by this monitored access point.
History	Update in AOS-W 3.1—description.

monAPFrameLowSpeedRate

Syntax	Integer32
Max-Access	read-only
Status	current
Description	The number of low data rate (<= 18 Mbps for A/G bands and <=2 Mbps for B band) packets as a percentage of the total packets transmitted and received by this monitored access point.
History	Update in AOS-W 3.1—description.

monAPFrameNonUnicastRate

Syntax	Integer32
Max-Access	read-only
Status	current
Description	The multicast rate on this monitored access point.
History	Update in AOS-W 3.1—description.

monAPFrameFragmentationRate

Syntax	Integer32
Max-Access	read-only
Status	current
Description	The number of fragments as a percentage of the total packets transmitted by this monitored access point.
History	Update in AOS-W 3.1—description.

monAPFrameBandwidthRate

Syntax	Integer32
Max-Access	read-only
Status	current
Description	The bandwidth of this monitored access point in Kbps.
History	Update in AOS-W 3.1—description.

monAPFrameRetryErrorRate

Syntax	Integer32Status
Max-Access	read-only
Status	deprecated
Description	The number of error packets as a percentage of the total packets received on this monitored access point.
History	Deprecated in AOS-W 3.1.0.0.

monAPChannelErrorRate

Syntax	Integer32
Max-Access	read-only
Status	current
Description	The number of error packets as a percentage of the total packets received on the current channel.
History	Update in AOS-W 3.1—description.

monAPESSID

Syntax	DisplayString
Max-Access	read-only
Status	current
Description	ESSID of the monitored access point.
History	Update in AOS-W 3.1—description.

monAPRSSI

Syntax	Integer32
Max-Access	read-only
Status	current
Description	SNR of the monitored access point.
History	Update in AOS-W 3.1—description.

monAPFrameReceiveErrorRate

Syntax	Integer32
Max-Access	read-only
Status	current
Description	The number of error packets as a percentage of the total packets received on this monitored access point.
History	Added in AOS-W 3.1

wlsxMonAPRateStatsTable

The objects of the wlsx Monitor AP Rate Statistics table provide AP statistics that are sorted by rate categories.

Table 47 wlsxMonAPRateStatsTable OIDs

Object	OID	
wlsxMonAPRateStatsEntry	1.3.6.1.4.1.14823.2.2.1.6.6.1.2.1	wlsxMonAPRateStatsTable 1
monAPStatsTotPktsAt1Mbps	1.3.6.1.4.1.14823.2.2.1.6.6.1.2.1.	wlsxMonAPRateStatsEntry 1
monAPStatsTotBytesAt1Mbps	1.3.6.1.4.1.14823.2.2.1.6.6.1.2.1.2	wlsxMonAPRateStatsEntry 2
monAPStatsTotPktsAt2Mbps	1.3.6.1.4.1.14823.2.2.1.6.6.1.2.1.3	wlsxMonAPRateStatsEntry 3
monAPStatsTotBytesAt2Mbps	1.3.6.1.4.1.14823.2.2.1.6.6.1.2.1.5	wlsxMonAPRateStatsEntry 4
monAPStatsTotPktsAt5Mbps	1.3.6.1.4.1.14823.2.2.1.6.6.1.2.1.5	wlsxMonAPRateStatsEntry 5
monAPStatsTotBytesAt5Mbps	1.3.6.1.4.1.14823.2.2.1.6.6.1.2.1.6	wlsxMonAPRateStatsEntry 6
monAPStatsTotPktsAt11Mbps	1.3.6.1.4.1.14823.2.2.1.6.6.1.2.1.7	wlsxMonAPRateStatsEntry 7
monAPStatsTotBytesAt11Mbps	1.3.6.1.4.1.14823.2.2.1.6.6.1.2.1.8	wlsxMonAPRateStatsEntry 8
monAPStatsTotPktsAt6Mbps	1.3.6.1.4.1.14823.2.2.1.6.6.1.2.1.9	wlsxMonAPRateStatsEntry 9
monAPStatsTotBytesAt6Mbps	1.3.6.1.4.1.14823.2.2.1.6.6.1.2.1.10	wlsxMonAPRateStatsEntry 10
monAPStatsTotPktsAt12Mbps	1.3.6.1.4.1.14823.2.2.1.6.6.1.2.1.11	wlsxMonAPRateStatsEntry 11
monAPStatsTotBytesAt12Mbps	1.3.6.1.4.1.14823.2.2.1.6.6.1.2.1.12	wlsxMonAPRateStatsEntry 12
monAPStatsTotPktsAt18Mbps	1.3.6.1.4.1.14823.2.2.1.6.6.1.2.1.13	wlsxMonAPRateStatsEntry 13
monAPStatsTotBytesAt18Mbps	1.3.6.1.4.1.14823.2.2.1.6.6.1.2.1.14	wlsxMonAPRateStatsEntry 14
monAPStatsTotPktsAt24Mbps	1.3.6.1.4.1.14823.2.2.1.6.6.1.2.1.15	wlsxMonAPRateStatsEntry 15
monAPStatsTotBytesAt24Mbps	1.3.6.1.4.1.14823.2.2.1.6.6.1.2.1.16	wlsxMonAPRateStatsEntry 16
monAPStatsTotPktsAt36Mbps	1.3.6.1.4.1.14823.2.2.1.6.6.1.2.1.17	wlsxMonAPRateStatsEntry 17
monAPStatsTotBytesAt36Mbps	1.3.6.1.4.1.14823.2.2.1.6.6.1.2.1.18	wlsxMonAPRateStatsEntry 18
monAPStatsTotPktsAt48Mbps	1.3.6.1.4.1.14823.2.2.1.6.6.1.2.1.19	wlsxMonAPRateStatsEntry 19
monAPStatsTotBytesAt48Mbps	1.3.6.1.4.1.14823.2.2.1.6.6.1.2.1.20	wlsxMonAPRateStatsEntry 20
monAPStatsTotPktsAt54Mbps	1.3.6.1.4.1.14823.2.2.1.6.6.1.2.1.21	wlsxMonAPRateStatsEntry 21
monAPStatsTotBytesAt54Mbps	1.3.6.1.4.1.14823.2.2.1.6.6.1.2.1.22	wlsxMonAPRateStatsEntry 22

Table 47 *wlsxMonAPRateStatsTable OIDs*

Object	OID	
monAPStatsTotPktsAt9Mbps	1.3.6.1.4.1.14823.2.2.1.6.6.1.2.1.23	wlsxMonAPRateStatsEntry 23
monAPStatsTotBytesAt9Mbps	1.3.6.1.4.1.14823.2.2.1.6.6.1.2.1.24	wlsxMonAPRateStatsEntry 24

wlsxMonAPRateStatsEntry

Syntax	Sequence of wlsxMonAPRateStatsEntry
Max-Access	not-accessible
Status	current
Description	Data rate-based packet and byte count entry for a monitored access point.
Index	{ monPhyAddress, monRadioNumber, monitoredApBSSID }

monAPStatsTotPktsAt1Mbps

Syntax	Counter32
Max-Access	read-only
Status	current
Description	This attribute indicates the total number of packets observed from this BSSID at 1 Mbps rate.

monAPStatsTotBytesAt1Mbps

Syntax	Counter32
Max-Access	read-only
Status	current
Description	This attribute indicates the total number of bytes observed from this BSSID at 1 Mbps rate.

monAPStatsTotPktsAt2Mbps

Syntax	Counter32
Max-Access	read-only
Status	current
Description	This attribute indicates the total number of packets observed from this BSSID at 2 Mbps rate.

monAPStatsTotBytesAt2Mbps

Syntax	Counter32
Max-Access	read-only
Status	current
Description	This attribute indicates the total number of bytes observed from this BSSID at 2 Mbps rate.

monAPStatsTotPktsAt5Mbps

Syntax	Counter32
Max-Access	read-only
Status	current
Description	This attribute indicates the total number of packets observed from this BSSID at 5 Mbps rate.

monAPStatsTotBytesAt5Mbps

Syntax	Counter32
Max-Access	read-only
Status	current
Description	This attribute indicates the total number of bytes observed from this BSSID at 5 Mbps rate.

monAPStatsTotPktsAt11Mbps

Syntax	Counter32
Max-Access	read-only
Status	current
Description	This attribute indicates the total number of packets observed from this BSSID at 11 Mbps rate.

monAPStatsTotBytesAt11Mbps

Syntax	Counter32
Max-Access	read-only
Status	current
Description	This attribute indicates the total number of bytes observed from this BSSID at 11 Mbps rate.

monAPStatsTotPktsAt6Mbps

Syntax	Counter32
Max-Access	read-only
Status	current
Description	This attribute indicates the total number of packets observed from this BSSID at 6 Mbps rate.

monAPStatsTotBytesAt6Mbps

Syntax	Counter32
Max-Access	read-only
Status	current
Description	This attribute indicates the total number of bytes observed from this BSSID at 6 Mbps rate.

monAPStatsTotPktsAt12Mbps

Syntax	Counter32
Max-Access	read-only
Status	current
Description	This attribute indicates the total number of packets observed from this BSSID at 12 Mbps rate.

monAPStatsTotBytesAt12Mbps

Syntax	Counter32
Max-Access	read-only
Status	current
Description	This attribute indicates the total number of bytes observed from this BSSID at 12 Mbps rate.

monAPStatsTotPktsAt18Mbps

Syntax	Counter32
Max-Access	read-only
Status	current
Description	This attribute indicates the total number of packets observed from this BSSID at 18 Mbps rate.

monAPStatsTotBytesAt18Mbps

Syntax	Counter32
Max-Access	read-only
Status	current
Description	This attribute indicates the total number of bytes observed from this BSSID at 18 Mbps rate.

monAPStatsTotPktsAt24Mbps

Syntax	Counter32
Max-Access	read-only
Status	current
Description	This attribute indicates the total number of packets observed from this BSSID at 24 Mbps rate.

monAPStatsTotBytesAt24Mbps

Syntax	Counter32
Max-Access	read-only
Status	current
Description	This attribute indicates the total number of bytes observed from this BSSID at 24 Mbps rate.

monAPStatsTotPktsAt36Mbps

Syntax	Counter32
Max-Access	read-only
Status	current
Description	This attribute indicates the total number of packets observed from this BSSID at 36 Mbps rate.

monAPStatsTotBytesAt36Mbps

Syntax	Counter32
Max-Access	read-only
Status	current
Description	This attribute indicates the total number of bytes observed from this BSSID at 36 Mbps rate.

monAPStatsTotPktsAt48Mbps

Syntax	Counter32
Max-Access	read-only
Status	current
Description	This attribute indicates the total number of packets observed from this BSSID at 48 Mbps rate.

monAPStatsTotBytesAt48Mbps

Syntax	Counter32
Max-Access	read-only
Status	current
Description	This attribute indicates the total number of bytes observed from this BSSID at 48 Mbps rate.

monAPStatsTotPktsAt54Mbps

Syntax	Counter32
Max-Access	read-only
Status	current
Description	This attribute indicates the total number of packets observed from this BSSID at 54 Mbps rate.

monAPStatsTotBytesAt54Mbps

Syntax	Counter32
Max-Access	read-only
Status	current
Description	This attribute indicates the total number of bytes observed from this BSSID at 54 Mbps rate.

monAPStatsTotPktsAt9Mbps

Syntax	Counter32
Max-Access	read-only
Status	current
Description	This attribute indicates the total number of packets observed from this BSSID at 9 Mbps rate.

monAPStatsTotBytesAt9Mbps

Syntax	Counter32
Max-Access	read-only
Status	current
Description	This attribute indicates the total number of bytes observed from this BSSID at 9 Mbps rate.

wlsxMonAPDATypeStatsTable

The objects of the wlsx Mon Access Point DA Type Statistics table provide information about all the BSSID packet and byte counts, which are sorted by the Destination Address (DA) Type.

Table 48 *wlsxMonAPDATypeStatsTable OIDs*

Object	Object ID	
wlsxMonAPDATypeStatsEntry	1.3.6.1.4.1.14823.2.2.1.6.6.1.3.1	wlsxMonAPDATypeStatsTable 1
monAPStatsTotDABroadcastPkts	1.3.6.1.4.1.14823.2.2.1.6.6.1.3.1.1	wlsxMonAPDATypeStatsEntry 1
monAPStatsTotDABroadcastBytes	1.3.6.1.4.1.14823.2.2.1.6.6.1.3.1.2	wlsxMonAPDATypeStatsEntry 2
monAPStatsTotDAMulticastPkts	1.3.6.1.4.1.14823.2.2.1.6.6.1.3.1.3	wlsxMonAPDATypeStatsEntry 3
monAPStatsTotDAMulticastBytes	1.3.6.1.4.1.14823.2.2.1.6.6.1.3.1.4	wlsxMonAPDATypeStatsEntry 4
monAPStatsTotDAUnicastPkts	1.3.6.1.4.1.14823.2.2.1.6.6.1.3.1.5	wlsxMonAPDATypeStatsEntry 5
monAPStatsTotDAUnicastBytes	1.3.6.1.4.1.14823.2.2.1.6.6.1.3.1.6	wlsxMonAPDATypeStatsEntry 6
wlsxMonAPFrameTypeStatsEntry	1.3.6.1.4.1.14823.2.2.1.6.6.1.3.1.7	wlsxMonAPDATypeStatsEntry 7
monAPStatsTotMgmtPkts	1.3.6.1.4.1.14823.2.2.1.6.6.1.3.1.8	wlsxMonAPDATypeStatsEntry 8
monAPStatsTotMgmtBytes	1.3.6.1.4.1.14823.2.2.1.6.6.1.3.1.9	wlsxMonAPDATypeStatsEntry 9
monAPStatsTotCtrlPkts	1.3.6.1.4.1.14823.2.2.1.6.6.1.3.1.10	wlsxMonAPDATypeStatsEntry 10
monAPStatsTotCtrlBytes	1.3.6.1.4.1.14823.2.2.1.6.6.1.3.1.11	wlsxMonAPDATypeStatsEntry 11
monAPStatsTotDataPkts	1.3.6.1.4.1.14823.2.2.1.6.6.1.3.1.12	wlsxMonAPDATypeStatsEntry 12
monAPStatsTotDataBytes	1.3.6.1.4.1.14823.2.2.1.6.6.1.3.1.13	wlsxMonAPDATypeStatsEntry 13

wlsxMonAPDATypeStatsEntry

Syntax	wlsxMonAPDATypeStatsEntry
Max-Access	not-accessible
Status	current
Description	Destination address-based packet and byte count entry for a monitored access point
Index	{ monPhyAddress, monRadioNumber, monitoredApBSSID, monAPStatsTotDAUnicastPktsCounter32, monAPStatsTotDAUnicastBytesCounter32 }

monAPStatsTotDABroadcastPkts

Syntax	Counter32
Max-Access	read-only
Status	current
Description	This attribute indicates the total number of broadcast packets observed from this BSSID.

monAPStatsTotDABroadcastBytes

Syntax	Counter32
Max-Access	read-only
Status	current
Description	This attribute indicates the total number of broadcast bytes observed from this BSSID.

monAPStatsTotDAMulticastPkts

Syntax	Counter32
Max-Access	read-only
Status	current
Description	This attribute indicates the total number of multicast packets observed from this BSSID.

monAPStatsTotDAMulticastBytes

Syntax	Counter32
Max-Access	read-only
Status	current
Description	This attribute indicates the total number of multicast bytes observed from this BSSID.

monAPStatsTotDAUnicastPkts

Syntax	Counter32
Max-Access	read-only
Status	current
Description	This attribute indicates the total number of unicast packets observed from this BSSID.

monAPStatsTotDAUnicastBytes

Syntax	Counter32
Max-Access	read-only
Status	current
Description	This attribute indicates the total number of unicast bytes observed from this BSSID.

wlsxMonAPFrameTypeStatsTable

The objects of the wlsx Mon Access Point Frame Type Stats table provide statistics of the BSSID packet and byte counts, which are sorted by Destination Address (DA) Type.

wlsxMonAPFrameTypeStatsEntry

Syntax	wlsxMonAPFrameTypeStatsEntry
Max-Access	not-accessible
Status	current
Description	Frame Type-based packet and byte count entry for a monitored access point.
Index	{ monPhyAddress, monRadioNumber, monitoredApBSSID }

monAPStatsTotMgmtPkts

Syntax	Counter32
Max-Access	read-only
Status	current
Description	This attribute indicates the total number of management packets observed from this BSSID.

monAPStatsTotMgmtBytes

Syntax	Counter32
Max-Access	read-only
Status	current
Description	This attribute indicates the total number of management bytes observed from this BSSID.

monAPStatsTotCtrlPkts

Syntax	Counter32
Max-Access	read-only
Status	current
Description	This attribute indicates the total number of control packets observed from this BSSID.

monAPStatsTotCtrlBytes

Syntax	Counter32
Max-Access	read-only
Status	current
Description	This attribute indicates the total number of control bytes observed from this BSSID.

monAPStatsTotDataPkts

Syntax	Counter32
Max-Access	read-only
Status	current
Description	This attribute indicates the total number of data packets observed from this BSSID.

monAPStatsTotDataBytes

Syntax	Counter32
Max-Access	read-only
Status	current
Description	This attribute indicates the total number of data bytes observed from this BSSID.

wlsxMonAPPktSizeStatsTable

The objects of the wlsx Mon AP Packet Size Statistics table provide channel statistics that are sorted by packet size.

wlsxMonAPPktSizeStatsEntry

Syntax	wlsxMonAPPktSizeStatsEntry
Max-Access	not-accessible
Status	current
Description	Packet size-based packet count entry for a BSSID.
Index	{ monPhyAddress, monRadioNumber, monitoredApBSSID }

monAPStatsPkts63Bytes

Syntax	Counter32
Max-Access	read-only
Status	current
Description	This attribute indicates the total number of packets transmitted by the access point that were less than 64 bytes long.
History	Updated in AOS-W 3.1—description.

monAPStatsPkts64To127

Syntax	Counter32
Max-Access	read-only
Status	current
Description	This attribute indicates the total number of packets transmitted by the access point that were between 64 and 127 bytes long.
History	Updated in AOS-W 3.1—description.

monAPStatsPkts128To255

Syntax	Counter32
Max-Access	read-only
Status	current
Description	This attribute indicates the total number of packets transmitted by the access point that were between 128 and 255 bytes long.

monAPStatsPkts256To511

Syntax	Counter32
Max-Access	read-only
Status	current
Description	This attribute indicates the total number of packets transmitted by the access point that were between 256 and 511 bytes long.

monAPStatsPkts512To1023

Syntax	Counter32
Max-Access	read-only
Status	current
Description	This attribute indicates the total number of packets transmitted by the access point that were between 512 and 1023 bytes long.

monAPStatsPkts1024To1518

Syntax	Counter32
Max-Access	read-only
Status	current
Description	This attribute indicates the total number of packets transmitted by the access point that were between 1024 and 1518 bytes long.

wlsxMonAPHTRateStatsTable

The objects of the wlsx Mon AP HPT Rate Stats table provide the monitored counts of access point packet and byte counts that are sorted by high throughput (HT) rates.

wlsxMonAPHTRateStatsEntry OBJECT-TYPE

SyntaxWlsxMonAPHTRateStatsEntry

Max-Accessnot-accessible

Statuscurrent

DescriptionData rate based packet and byte count entry for a monitored AP"

INDEX { monPhyAddress, monRadioNumber, monitoredApBSSID, monHTRate }

::= { wlsxMonAPHTRateStatsTable 1 }

WlsxMonAPHTRateStatsEntry ::=

SEQUENCE {

monHTRate ArubaHTRate,

monAPStatsTotHTPktsCounter32,

monAPStatsTotHTBytesCounter32

}

monHTRate OBJECT-TYPE

SyntaxArubaHTRate

Max-Accessread-only

Statuscurrent

DESCRIPTION

"

The rate at which the counters apply

"

::= { wlsxMonAPHTRateStatsEntry 1 }

monAPStatsTotHTPkts OBJECT-TYPE

SyntaxCounter32

Max-Accessread-only

Statuscurrent

DESCRIPTION

"

The total number of packets processed at the indicated rate

"

::= { wlsxMonAPHTRateStatsEntry 2 }

monAPStatsTotHTBytes OBJECT-TYPE

SyntaxCounter32

Max-Accessread-only

Statuscurrent

DESCRIPTION

"

The total number of bytes processed at the indicated rate

"

::= { wlsxMonAPHTRateStatsEntry 3 }

wlsxMonStationStatsTable

The objects of the wlsx Monitor Station Statistics table provide aggregate statistics collected for a station.

Table 49 *MonStationStats Table*

Object	Object ID	
wlsxMonStationStatsEntry	1.3.6.1.4.1.14823.2.2.1.6.6.2.1.1	wlsxMonStationStatsTable 1
monitoredStaPhyAddress	1.3.6.1.4.1.14823.2.2.1.6.6.2.1.1.1	wlsxMonStationStatsEntry 1
monStaChannelNum	1.3.6.1.4.1.14823.2.2.1.6.6.2.1.1.2	wlsxMonStationStatsEntry 2
monStaTxPkts	1.3.6.1.4.1.14823.2.2.1.6.6.2.1.1.3	wlsxMonStationStatsEntry 3
monStaTxBytes	1.3.6.1.4.1.14823.2.2.1.6.6.2.1.1.4	wlsxMonStationStatsEntry 4
monStaRxPkts	1.3.6.1.4.1.14823.2.2.1.6.6.2.1.1.5	wlsxMonStationStatsEntry 5
monStaRxBytes	1.3.6.1.4.1.14823.2.2.1.6.6.2.1.1.6	wlsxMonStationStatsEntry 6
monStaTxBCastPkts	1.3.6.1.4.1.14823.2.2.1.6.6.2.1.1.7	wlsxMonStationStatsEntry 7
monStaTxBCastBytes	1.3.6.1.4.1.14823.2.2.1.6.6.2.1.1.8	wlsxMonStationStatsEntry 8
monStaTxMCastPkts	1.3.6.1.4.1.14823.2.2.1.6.6.2.1.1.9	wlsxMonStationStatsEntry 9
monStaTxMCastBytes	1.3.6.1.4.1.14823.2.2.1.6.6.2.1.1.10	wlsxMonStationStatsEntry 10
monStaDataPkts	1.3.6.1.4.1.14823.2.2.1.6.6.2.1.1.11	wlsxMonStationStatsEntry 11
monStaCtrlPkts	1.3.6.1.4.1.14823.2.2.1.6.6.2.1.1.12	wlsxMonStationStatsEntry 12
monStaNumAssocRequests	1.3.6.1.4.1.14823.2.2.1.6.6.2.1.1.13	wlsxMonStationStatsEntry 13
monStaNumAuthRequests	1.3.6.1.4.1.14823.2.2.1.6.6.2.1.1.14	wlsxMonStationStatsEntry 14
monStaTxDeauthentications	1.3.6.1.4.1.14823.2.2.1.6.6.2.1.1.15	wlsxMonStationStatsEntry 15
monStaRxDeauthentications	1.3.6.1.4.1.14823.2.2.1.6.6.2.1.1.16	wlsxMonStationStatsEntry 16
monStaFrameRetryRate	1.3.6.1.4.1.14823.2.2.1.6.6.2.1.1.17	wlsxMonStationStatsEntry 17
monStaFrameLowSpeedRate	1.3.6.1.4.1.14823.2.2.1.6.6.2.1.1.18	wlsxMonStationStatsEntry 18
monStaFrameNonUnicastRate	1.3.6.1.4.1.14823.2.2.1.6.6.2.1.1.19	wlsxMonStationStatsEntry 19
monStaFrameFragmentationRate	1.3.6.1.4.1.14823.2.2.1.6.6.2.1.1.20	wlsxMonStationStatsEntry 20
monStaFrameBandwidthRate	1.3.6.1.4.1.14823.2.2.1.6.6.2.1.1.21	wlsxMonStationStatsEntry 21
monStaFrameRetryErrorRate	1.3.6.1.4.1.14823.2.2.1.6.6.2.1.1.22	wlsxMonStationStatsEntry 22

Table 49 *MonStationStats Table (Continued)*

Object	Object ID	
monStaBSSID	1.3.6.1.4.1.14823.2.2.1.6.6.2.1.1.23	wlsxMonStationStatsEntry 23
monStaESSID	1.3.6.1.4.1.14823.2.2.1.6.6.2.1.1.24	wlsxMonStationStatsEntry 24
monStaPhyType	1.3.6.1.4.1.14823.2.2.1.6.6.2.1.1.25	wlsxMonStationStatsEntry 25
monStaRSSI	1.3.6.1.4.1.14823.2.2.1.6.6.2.1.1.26	wlsxMonStationStatsEntry 26
monStaFrameReceiveErrorRate	1.3.6.1.4.1.14823.2.2.1.6.6.2.1.1.27	wlsxMonStationStatsEntry 27

wlsxMonStationStatsEntry

Syntax	MonStationStatsEntry
Max-Access	not-accessible
Status	current
Description	Monitored Station Stats Entry.
Index	{ monPhyAddress, monRadioNumber, monitoredStaPhyAddress }

monitoredStaPhyAddress

Syntax	MacAddress
Max-Access	not-accessible
Status	current
Description	MAC address of the monitored station.

monStaChannelNum

Syntax	Unsigned32
Max-Access	read-only
Status	current
Description	The channel the station is currently using.

monStaTxPkts

Syntax	Counter32
Max-Access	read-only
Status	current
Description	The number of packets transmitted by this station.

monStaTxBytes

Syntax	Counter32
Max-Access	read-only
Status	current
Description	The number of bytes transmitted by this station.

monStaRxPkts

Syntax	Counter32
Max-Access	read-only
Status	current
Description	The number of packets received by this station.

monStaRxBytes

Syntax	Counter32
Max-Access	read-only
Status	current
Description	The number of bytes received by this station.

monStaTxBCastPkts

Syntax	Counter32
Max-Access	read-only
Status	current
Description	The number of broadcast packets transmitted by this station.

monStaTxBCastBytes

Syntax	Counter32
Max-Access	read-only
Status	current
Description	The number of broadcast bytes transmitted by this station.

monStaTxMCastPkts

Syntax	Counter32
Max-Access	read-only
Status	current
Description	The number of multicast packets transmitted by this station.

monStaTxMCastBytes

Syntax	Counter32
Max-Access	read-only
Status	current
Description	The number of multicast bytes transmitted by this station.

monStaDataPkts

Syntax	Counter32
Max-Access	read-only
Status	current
Description	The total number of data packets transmitted by this station.

monStaCtrlPkts

Syntax	Counter32
Max-Access	read-only
Status	current
Description	The total number of control packets transmitted by this station.

monStaNumAssocRequests

Syntax	Counter32
Max-Access	read-only
Status	current
Description	The number of association requests transmitted by this station.

monStaNumAuthRequests

Syntax	Counter32
Max-Access	read-only
Status	current
Description	The number of authentication requests transmitted by this station

monStaTxDeauthentications

Syntax	Counter32
Max-Access	read-only
Status	current
Description	The number of deauthentication frames transmitted by this station.

monStaRxDeauthentications

Syntax	Counter32
Max-Access	read-only
Status	current
Description	The number of deauthentication frames received by this station.

monStaFrameRetryRate

Syntax	Integer32
Max-Access	read-only
Status	current
Description	The number of retry packets as a percentage of the total packets transmitted and received by this station.

monStaFrameLowSpeedRate

Syntax	Integer32
Max-Access	read-only
Status	current
Description	The number of low data rate (<= 18 Mbps for A/G bands and <=2 Mbps for B band) packets as a percentage of the total packets transmitted and received by this station.

monStaFrameNonUnicastRate

Syntax	Integer32
Max-Access	read-only
Status	current
Description	The number of broadcast and multicast packets as a percentage of the total packets transmitted by this station.

monStaFrameFragmentationRate

Syntax	Integer32
Max-Access	read-only
Status	current
Description	The number of fragments as a percentage of the total packets transmitted by this station.

monStaFrameBandwidthRate

Syntax	Integer32
Max-Access	read-only
Status	current
Description	The bandwidth of this station in Kbps.

monStaFrameRetryErrorRate

Syntax	Integer32
Max-Access	read-only
Status	deprecated
Description	The number of error packets as a percentage of the total packets received by this station.

monStaBSSID

Syntax	MacAddress
Max-Access	read-only
Status	current
Description	BSSID of the monitored station.

monStaESSID

Syntax	DisplayString
Max-Access	read-only
Status	current
Description	ESSID of the monitored station.

monStaPhyType

Syntax	ArubaPhyType
Max-Access	read-only
Status	current
Description	PHY type of the monitored station.

monStaRSSI

Syntax	Integer32
Max-Access	read-only
Status	current
Description	SNR of the monitored station.

monStaFrameReceiveErrorRate

Syntax	Integer32
Max-Access	read-only
Status	current
Description	The number of error packets as a percentage of the total packets received by this station.
History	Added in AOS-W 3.1.0.0.

wlsxMonStaRateStatsTable

The objects of the wlsx Monitor Station Statistics table provide station statistics sorted by data rates.

Table 50 *wlsxMonStaRateStatsTable OIDs*

Object	Object ID	
wlsxMonStaRateStatsEntry	1.3.6.1.4.1.14823.2.2.1.6.6.2.2.1	wlsxMonStaRateStatsTable 1
monStaTxPktsAt1Mbps	1.3.6.1.4.1.14823.2.2.1.6.6.2.2.1.1	wlsxMonStaRateStatsEntry 1
monStaTxBytesAt1Mbps	1.3.6.1.4.1.14823.2.2.1.6.6.2.2.1.2	wlsxMonStaRateStatsEntry 2
monStaTxPktsAt2Mbps	1.3.6.1.4.1.14823.2.2.1.6.6.2.2.1.3	wlsxMonStaRateStatsEntry 3
monStaTxBytesAt2Mbps	1.3.6.1.4.1.14823.2.2.1.6.6.2.2.1.4	wlsxMonStaRateStatsEntry 4
monStaTxPktsAt5Mbps	1.3.6.1.4.1.14823.2.2.1.6.6.2.2.1.5	wlsxMonStaRateStatsEntry 5
monStaTxBytesAt5Mbps	1.3.6.1.4.1.14823.2.2.1.6.6.2.2.1.6	wlsxMonStaRateStatsEntry 6
monStaTxPktsAt11Mbps	1.3.6.1.4.1.14823.2.2.1.6.6.2.2.1.7	wlsxMonStaRateStatsEntry 7
monStaTxBytesAt11Mbps	1.3.6.1.4.1.14823.2.2.1.6.6.2.2.1.8	wlsxMonStaRateStatsEntry 8
monStaTxPktsAt6Mbps	1.3.6.1.4.1.14823.2.2.1.6.6.2.2.1.9	wlsxMonStaRateStatsEntry 9
monStaTxBytesAt6Mbps	1.3.6.1.4.1.14823.2.2.1.6.6.2.2.1.10	wlsxMonStaRateStatsEntry 10
monStaTxPktsAt12Mbps	1.3.6.1.4.1.14823.2.2.1.6.6.2.2.1.11	wlsxMonStaRateStatsEntry 11
monStaTxBytesAt12Mbps	1.3.6.1.4.1.14823.2.2.1.6.6.2.2.1.12	wlsxMonStaRateStatsEntry 12
monStaTxPktsAt18Mbps	1.3.6.1.4.1.14823.2.2.1.6.6.2.2.1.13	wlsxMonStaRateStatsEntry 13
monStaTxBytesAt18Mbps	1.3.6.1.4.1.14823.2.2.1.6.6.2.2.1.14	wlsxMonStaRateStatsEntry 14
monStaTxPktsAt24Mbps	1.3.6.1.4.1.14823.2.2.1.6.6.2.2.1.15	wlsxMonStaRateStatsEntry 15
monStaTxBytesAt24Mbps	1.3.6.1.4.1.14823.2.2.1.6.6.2.2.1.16	wlsxMonStaRateStatsEntry 16
monStaTxPktsAt36Mbps	1.3.6.1.4.1.14823.2.2.1.6.6.2.2.1.17	wlsxMonStaRateStatsEntry 17
monStaTxBytesAt36Mbps	1.3.6.1.4.1.14823.2.2.1.6.6.2.2.1.18	wlsxMonStaRateStatsEntry 18
monStaTxPktsAt48Mbps	1.3.6.1.4.1.14823.2.2.1.6.6.2.2.1.19	wlsxMonStaRateStatsEntry 19
monStaTxBytesAt48Mbps	1.3.6.1.4.1.14823.2.2.1.6.6.2.2.1.20	wlsxMonStaRateStatsEntry 20
monStaTxPktsAt54Mbps	1.3.6.1.4.1.14823.2.2.1.6.6.2.2.1.21	wlsxMonStaRateStatsEntry 21
monStaTxBytesAt54Mbps	1.3.6.1.4.1.14823.2.2.1.6.6.2.2.1.22	wlsxMonStaRateStatsEntry 22
monStaRxPktsAt1Mbps	1.3.6.1.4.1.14823.2.2.1.6.6.2.2.1.23	wlsxMonStaRateStatsEntry 23

Table 50 *wlsxMonStaRateStatsTable* OIDs (Continued)

Object	Object ID	
monStaRxBytesAt1Mbps	1.3.6.1.4.1.14823.2.2.1.6.6.2.2.1.24	wlsxMonStaRateStatsEntry 24
monStaRxPktsAt2Mbps	1.3.6.1.4.1.14823.2.2.1.6.6.2.2.1.25	wlsxMonStaRateStatsEntry 25
monStaRxBytesAt2Mbps	1.3.6.1.4.1.14823.2.2.1.6.6.2.2.1.26	wlsxMonStaRateStatsEntry 26
monStaRxPktsAt5Mbps	1.3.6.1.4.1.14823.2.2.1.6.6.2.2.1.27	wlsxMonStaRateStatsEntry 27
monStaRxBytesAt5Mbps	1.3.6.1.4.1.14823.2.2.1.6.6.2.2.1.28	wlsxMonStaRateStatsEntry 28
monStaRxPktsAt11Mbps	1.3.6.1.4.1.14823.2.2.1.6.6.2.2.1.29	wlsxMonStaRateStatsEntry 29
monStaRxBytesAt11Mbps	1.3.6.1.4.1.14823.2.2.1.6.6.2.2.1.30	wlsxMonStaRateStatsEntry 30
monStaRxPktsAt6Mbps	1.3.6.1.4.1.14823.2.2.1.6.6.2.2.1.31	wlsxMonStaRateStatsEntry 31
monStaRxBytesAt6Mbps	1.3.6.1.4.1.14823.2.2.1.6.6.2.2.1.32	wlsxMonStaRateStatsEntry 32
monStaRxPktsAt12Mbps	1.3.6.1.4.1.14823.2.2.1.6.6.2.2.1.33	wlsxMonStaRateStatsEntry 33
monStaRxBytesAt12Mbps	1.3.6.1.4.1.14823.2.2.1.6.6.2.2.1.34	wlsxMonStaRateStatsEntry 34
monStaRxPktsAt18Mbps	1.3.6.1.4.1.14823.2.2.1.6.6.2.2.1.35	wlsxMonStaRateStatsEntry 35
monStaRxBytesAt18Mbps	1.3.6.1.4.1.14823.2.2.1.6.6.2.2.1.36	wlsxMonStaRateStatsEntry 36
monStaRxPktsAt24Mbps	1.3.6.1.4.1.14823.2.2.1.6.6.2.2.1.37	wlsxMonStaRateStatsEntry 37
monStaRxBytesAt24Mbps	1.3.6.1.4.1.14823.2.2.1.6.6.2.2.1.38	wlsxMonStaRateStatsEntry 38
monStaRxPktsAt36Mbps	1.3.6.1.4.1.14823.2.2.1.6.6.2.2.1.39	wlsxMonStaRateStatsEntry 39
monStaRxBytesAt36Mbps	1.3.6.1.4.1.14823.2.2.1.6.6.2.2.1.40	wlsxMonStaRateStatsEntry 40
monStaRxPktsAt48Mbps	1.3.6.1.4.1.14823.2.2.1.6.6.2.2.1.41	wlsxMonStaRateStatsEntry 41
monStaRxBytesAt48Mbps	1.3.6.1.4.1.14823.2.2.1.6.6.2.2.1.42	wlsxMonStaRateStatsEntry 42
monStaRxPktsAt54Mbps	1.3.6.1.4.1.14823.2.2.1.6.6.2.2.1.43	wlsxMonStaRateStatsEntry 43
monStaRxBytesAt54Mbps	1.3.6.1.4.1.14823.2.2.1.6.6.2.2.1.44	wlsxMonStaRateStatsEntry 44
monStaTxPktsAt9Mbps	1.3.6.1.4.1.14823.2.2.1.6.6.2.2.1.45	wlsxMonStaRateStatsEntry 45
monStaTxBytesAt9Mbps	1.3.6.1.4.1.14823.2.2.1.6.6.2.2.1.46	wlsxMonStaRateStatsEntry 46
monStaRxPktsAt9Mbps	1.3.6.1.4.1.14823.2.2.1.6.6.2.2.1.47	wlsxMonStaRateStatsEntry 47
monStaRxBytesAt9Mbps	1.3.6.1.4.1.14823.2.2.1.6.6.2.2.1.48	wlsxMonStaRateStatsEntry 48

wlsxMonStaRateStatsEntry

Syntax	wlsxMonStaRateStatsEntry
Max-Access	not-accessible
Status	current
Description	Data rate-based packet and byte count entry for a monitored station.
Index	{ monPhyAddress, monRadioNumber, monitoredStaPhyAddress }

monStaTxPktsAt1Mbps

Syntax	Counter32
Max-Access	read-only
Status	current
Description	This attribute indicates the number of packets transmitted by the station at 1 Mbps rate.

monStaTxBytesAt1Mbps

Syntax	Counter32
Max-Access	read-only
Status	current
Description	This attribute indicates the number of octets transmitted by the station at 1 Mbps rate.

monStaTxPktsAt2Mbps

Syntax	Counter32
Max-Access	read-only
Status	current
Description	This attribute indicates the number of packets transmitted by the station at 2 Mbps rate.

monStaTxBytesAt2Mbps

Syntax	Counter32
Max-Access	read-only
Status	current
Description	This attribute indicates the number of octets transmitted by the station at 2 Mbps rate.

monStaTxPktsAt5Mbps

Syntax	Counter32
Max-Access	read-only
Status	current
Description	This attribute indicates the number of packets transmitted by the station at 5 Mbps rate.

monStaTxBytesAt5Mbps

Syntax	Counter32
Max-Access	read-only
Status	current
Description	This attribute indicates the number of octets transmitted by the station at 5 Mbps rate.

monStaTxPktsAt11Mbps

Syntax	Counter32
Max-Access	read-only
Status	current
Description	This attribute indicates the number of packets transmitted by the station at 11 Mbps rate.

monStaTxBytesAt11Mbps

Syntax	Counter32
Max-Access	read-only
Status	current
Description	This attribute indicates the number of octets transmitted by the station at 11 Mbps rate.

monStaTxPktsAt6Mbps

Syntax	Counter32
Max-Access	read-only
Status	current
Description	This attribute indicates the number of packets transmitted by the station at 6 Mbps rate.

monStaTxBytesAt6Mbps

Syntax	Counter32
Max-Access	read-only
Status	current
Description	This attribute indicates the number of octets transmitted by the station at 6 Mbps rate.

monStaTxPktsAt12Mbps

Syntax	Counter32
Max-Access	read-only
Status	current
Description	This attribute indicates the number of packets transmitted by the station at 12 Mbps rate.

monStaTxBytesAt12Mbps

Syntax	Counter32
Max-Access	read-only
Status	current
Description	This attribute indicates the number of octets transmitted by the station at 12 Mbps rate.

monStaTxPktsAt18Mbps

Syntax	Counter32
Max-Access	read-only
Status	current
Description	This attribute indicates the number of packets transmitted by the station at 18 Mbps rate.

monStaTxBytesAt18Mbps

Syntax	Counter32
Max-Access	read-only
Status	current
Description	This attribute indicates the number of octets transmitted by the station at 18 Mbps rate.

monStaTxPktsAt24Mbps

Syntax	Counter32
Max-Access	read-only
Status	current
Description	This attribute indicates the number of packets transmitted by the station at 24 Mbps rate.

monStaTxBytesAt24Mbps

Syntax	Counter32
Max-Access	read-only
Status	current
Description	This attribute indicates the number of octets transmitted by the station at 24 Mbps rate.

monStaTxPktsAt36Mbps

Syntax	Counter32
Max-Access	read-only
Status	current
Description	This attribute indicates the number of packets transmitted by the station at 36 Mbps rate.

monStaTxBytesAt36Mbps

Syntax	Counter32
Max-Access	read-only
Status	current
Description	This attribute indicates the number of octets transmitted by the station at 36 Mbps rate.

monStaTxPktsAt48Mbps

Syntax	Counter32
Max-Access	read-only
Status	current
Description	This attribute indicates the number of packets transmitted by the station at 48 Mbps rate.

monStaTxBytesAt48Mbps

Syntax	Counter32
Max-Access	read-only
Status	current
Description	This attribute indicates the number of octets transmitted by the station at 48 Mbps rate.

monStaTxPktsAt54Mbps

Syntax	Counter32
Max-Access	read-only
Status	current
Description	This attribute indicates the number of packets transmitted by the station at 54Mbps rate.

monStaTxBytesAt54Mbps

Syntax	Counter32
Max-Access	read-only
Status	current
Description	This attribute indicates the number of octets transmitted by the station at 54 Mbps rate.

monStaRxPktsAt1Mbps

Syntax	Counter32
Max-Access	read-only
Status	current
Description	This attribute indicates the number of packets received by the station at 1 Mbps rate.

monStaRxBytesAt1Mbps

Syntax	Counter32
Max-Access	read-only
Status	current
Description	This attribute indicates the number of octets received by the station at 1 Mbps rate.

monStaRxPktsAt2Mbps

Syntax	Counter32
Max-Access	read-only
Status	current
Description	This attribute indicates the number of packets received by the station at 2 Mbps rate.

monStaRxBytesAt2Mbps

Syntax	Counter32
Max-Access	read-only
Status	current
Description	This attribute indicates the number of octets received by the station at 2 Mbps rate.

monStaRxPktsAt5Mbps

Syntax	Counter32
Max-Access	read-only
Status	current
Description	This attribute indicates the number of packets received by the station at 5 Mbps rate.

monStaRxBytesAt5Mbps

Syntax	Counter32
Max-Access	read-only
Status	current
Description	This attribute indicates the number of octets received by the station at 5 Mbps rate.

monStaRxPktsAt11Mbps

Syntax	Counter32
Max-Access	read-only
Status	current
Description	This attribute indicates the number of packets received by the station at 11 Mbps rate.

monStaRxBytesAt11Mbps

Syntax	Counter32
Max-Access	read-only
Status	current
Description	This attribute indicates the number of octets received by the station at 11 Mbps rate.

monStaRxPktsAt6Mbps

Syntax	Counter32
Max-Access	read-only
Status	current
Description	This attribute indicates the number of packets received by the station at 6 Mbps rate.

monStaRxBytesAt6Mbps

Syntax	Counter32
Max-Access	read-only
Status	current
Description	This attribute indicates the number of octets received by the station at 6 Mbps rate.

monStaRxPktsAt12Mbps

Syntax	Counter32
Max-Access	read-only
Status	current
Description	This attribute indicates the number of packets received by the station at 12 Mbps rate.

monStaRxBytesAt12Mbps

Syntax	Counter32
Max-Access	read-only
Status	current
Description	This attribute indicates the number of octets received by the station at 12 Mbps rate.

monStaRxPktsAt18Mbps

Syntax	Counter32
Max-Access	read-only
Status	current
Description	This attribute indicates the number of packets received by the station at 18 Mbps rate.

monStaRxBytesAt18Mbps

Syntax	Counter32
Max-Access	read-only
Status	current
Description	This attribute indicates the number of octets received by the station at 18 Mbps rate.

monStaRxPktsAt24Mbps

Syntax	Counter32
Max-Access	read-only
Status	current
Description	This attribute indicates the number of packets received by the station at 24 Mbps rate.

monStaRxBytesAt24Mbps

Syntax	Counter32
Max-Access	read-only
Status	current
Description	This attribute indicates the number of octets received by the station at 24 Mbps rate.

monStaRxPktsAt36Mbps

Syntax	Counter32
Max-Access	read-only
Status	current
Description	This attribute indicates the number of packets received by the station at 36 Mbps rate.

monStaRxBytesAt36Mbps

Syntax	Counter32
Max-Access	read-only
Status	current
Description	This attribute indicates the number of octets received by the station at 36 Mbps rate.

monStaRxPktsAt48Mbps

Syntax	Counter32
Max-Access	read-only
Status	current
Description	This attribute indicates the number of packets received by the station at 48 Mbps rate.

monStaRxBytesAt48Mbps

Syntax	Counter32
Max-Access	read-only
Status	current
Description	This attribute indicates the number of octets received by the station at 48 Mbps rate.

monStaRxPktsAt54Mbps

Syntax	Counter32
Max-Access	read-only
Status	current
Description	This attribute indicates the number of packets received by the station at 54 Mbps rate.

monStaRxBytesAt54Mbps

Syntax	Counter32
Max-Access	read-only
Status	current
Description	This attribute indicates the number of octets received by the station at 54 Mbps rate.

monStaTxPktsAt9Mbps

Syntax	Counter32
Max-Access	read-only
Status	current
Description	This attribute indicates the number of packets transmitted by the station at 9 Mbps rate.

monStaTxBytesAt9Mbps

Syntax	Counter32
Max-Access	read-only
Status	current
Description	This attribute indicates the number of octets transmitted by the station at 9 Mbps rate.

monStaRxPktsAt9Mbps

Syntax	Counter32
Max-Access	read-only
Status	current
Description	This attribute indicates the number of packets received by the station at 9 Mbps rate.

monStaRxBytesAt9Mbps

Syntax	Counter32
Max-Access	read-only
Status	current
Description	This attribute indicates the number of octets received by the station at 9 Mbps rate.

wlsxMonStaDATypeStatsTable

The objects of the wlsx Monitor Station DA Type Statistics table provide station statistics sorted by Destination Address (DA) types.

Table 51 *MonStaDATypeStatsTable OIDs*

Object	Object ID	
wlsxMonStaDATypeStatsEntry	1.3.6.1.4.1.14823.2.2.1.6.6.2.3.1	wlsxMonStaDATypeStatsTable 1
monStaTxDABroadcastPkts	1.3.6.1.4.1.14823.2.2.1.6.6.2.3.1.1	wlsxMonStaDATypeStatsEntry 1
monStaTxDABroadcastBytes	1.3.6.1.4.1.14823.2.2.1.6.6.2.3.1.2	wlsxMonStaDATypeStatsEntry 2
monStaTxDAMulticastPkts	1.3.6.1.4.1.14823.2.2.1.6.6.2.3.1.3	wlsxMonStaDATypeStatsEntry 3
monStaTxDAMulticastBytes	1.3.6.1.4.1.14823.2.2.1.6.6.2.3.1.4	wlsxMonStaDATypeStatsEntry 4
monStaTxDAUnicastPkts	1.3.6.1.4.1.14823.2.2.1.6.6.2.3.1.5	wlsxMonStaDATypeStatsEntry 5
monStaTxDAUnicastBytes	1.3.6.1.4.1.14823.2.2.1.6.6.2.3.1.6	wlsxMonStaDATypeStatsEntry 6

wlsxMonStaDATypeStatsEntry

Syntax	wlsxMonStaDATypeStatsEntry
Max-Access	not-accessible
Status	current
Description	Data rate-based packet and byte count entry for a monitored station.
Index	{ monPhyAddress, monRadioNumber, monitoredStaPhyAddress }

monStaTxDABroadcastPkts

Syntax	Counter32
Max-Access	read-only
Status	current
Description	This attribute indicates the number of broadcast packets transmitted by this station.

monStaTxDABroadcastBytes

Syntax	Counter32
Max-Access	read-only
Status	current
Description	This attribute indicates the number of broadcast bytes transmitted by this station.

monStaTxDAMulticastPkts

Syntax	Counter32
Max-Access	read-only
Status	current
Description	This attribute indicates the number of multicast packets transmitted by this station.

monStaTxDAMulticastBytes

Syntax	Counter32
Max-Access	read-only
Status	current
Description	This attribute indicates the number of multicast bytes transmitted by this station.

monStaTxDAUnicastPkts

Syntax	Counter32
Max-Access	read-only
Status	current
Description	This attribute indicates the total of unicast packets transmitted by this station.

monStaTxDAUnicastBytes

Syntax	Counter32
Max-Access	read-only
Status	current
Description	This attribute indicates the total of unicast bytes transmitted by this station.

wlsxMonStaFrameTypeStatsTable

The objects of the wlsx Monitor Station Frame Type Statistics table provide packet and byte counts for monitored stations. The information is sorted by frame type.

Table 52 *MonStaFrameTypeStatsTable* OIDs

Object	Object ID	
wlsxMonStaFrameTypeStatsEntry	1.3.6.1.4.1.14823.2.2.1.6.6.2.4.1	wlsxMonStaFrameTypeStatsTable 1
monStaTxMgmtPkts	1.3.6.1.4.1.14823.2.2.1.6.6.2.4.1.1	wlsxMonStaFrameTypeStatsTable 1
monStaTxMgmtBytes	1.3.6.1.4.1.14823.2.2.1.6.6.2.4.1.2	wlsxMonStaFrameTypeStatsTable 2
monStaTxCtrlPkts	1.3.6.1.4.1.14823.2.2.1.6.6.2.4.1.3	wlsxMonStaFrameTypeStatsTable 3
monStaTxCtrlBytes	1.3.6.1.4.1.14823.2.2.1.6.6.2.4.1.4	wlsxMonStaFrameTypeStatsTable 4
monStaTxDataPkts	1.3.6.1.4.1.14823.2.2.1.6.6.2.4.1.5	wlsxMonStaFrameTypeStatsTable 5
monStaTxDataBytes	1.3.6.1.4.1.14823.2.2.1.6.6.2.4.1.6	wlsxMonStaFrameTypeStatsTable 6
monStaRxMgmtPkts	1.3.6.1.4.1.14823.2.2.1.6.6.2.4.1.7	wlsxMonStaFrameTypeStatsTable 7
monStaRxMgmtBytes	1.3.6.1.4.1.14823.2.2.1.6.6.2.4.1.8	wlsxMonStaFrameTypeStatsTable 8
monStaRxCtrlPkts	1.3.6.1.4.1.14823.2.2.1.6.6.2.4.1.9	wlsxMonStaFrameTypeStatsTable 9
monStaRxCtrlBytes	1.3.6.1.4.1.14823.2.2.1.6.6.2.4.1.10	wlsxMonStaFrameTypeStatsTable 10
monStaRxDataPkts	1.3.6.1.4.1.14823.2.2.1.6.6.2.4.1.11	wlsxMonStaFrameTypeStatsTable 11
monStaRxDataBytes	1.3.6.1.4.1.14823.2.2.1.6.6.2.4.1.12	wlsxMonStaFrameTypeStatsTable 12

wlsxMonStaFrameTypeStatsEntry

Syntax	wlsxMonStaFrameTypeStatsEntry
Max-Access	not-accessible
Status	current
Description	Frame type-based packet and byte count entry for a monitored station.
Index	{ monPhyAddress, monRadioNumber, monitoredStaPhyAddress }

monStaTxMgmtPkts

Syntax	Counter32
Max-Access	read-only
Status	current
Description	This attribute indicates the transmitted management packets from a station.

monStaTxMgmtBytes

Syntax	Counter32
Max-Access	read-only
Status	current
Description	This attribute indicates the transmitted management bytes from a station.

monStaTxCtrlPkts

Syntax	Counter32
Max-Access	read-only
Status	current
Description	This attribute indicates the transmitted control packets from a station.

monStaTxCtrlBytes

Syntax	Counter32
Max-Access	read-only
Status	current
Description	This attribute indicates the transmitted control bytes from a station.

monStaTxDataPkts

Syntax	Counter32
Max-Access	read-only
Status	current
Description	This attribute indicates the transmitted data packets from a station.

monStaTxDataBytes

Syntax	Counter32
Max-Access	read-only
Status	current
Description	This attribute indicates the transmitted data bytes observed from this station.

monStaRxMgmtPkts

Syntax	Counter32
Max-Access	read-only
Status	current
Description	This attribute indicates the number of received management packets at a station.

monStaRxMgmtBytes

Syntax	Counter32
Max-Access	read-only
Status	current
Description	This attribute indicates the number of received management bytes at a station.

monStaRxCtrlPkts

Syntax	Counter32
Max-Access	read-only
Status	current
Description	This attribute indicates the number of received control packets at a station.

monStaRxCtrlBytes

Syntax	Counter32
Max-Access	read-only
Status	current
Description	This attribute indicates the number of received control bytes at a station.

monStaRxDataPkts

Syntax	Counter32
Max-Access	read-only
Status	current
Description	This attribute indicates the number of received data packets at a station.

monStaRxDataBytes

Syntax	Counter32
Max-Access	read-only
Status	current
Description	This attribute indicates the number of received data bytes at a station.

wlsxMonStaPktSizeStatsTable

The objects of the wlsx Monitor Station Packet Size Statistics table provide packet and byte counts for monitored stations. The information is sorted by packet sizes.

Table 53 *wlsxMonStaPktSizeStatsTable OIDs*

Object	Object ID	
wlsxMonStaPktSizeStatsEntry	1.3.6.1.4.1.14823.2.2.1.6.6.2.5.1	wlsxMonStaPktSizeStatsTable 1
monStaTxPkts63Bytes	1.3.6.1.4.1.14823.2.2.1.6.6.2.5.1.1	wlsxMonStaPktSizeStatsEntry1
monStaTxPkts64To127	1.3.6.1.4.1.14823.2.2.1.6.6.2.5.1.2	wlsxMonStaPktSizeStatsEntry2
monStaTxPkts128To255	1.3.6.1.4.1.14823.2.2.1.6.6.2.5.1.3	wlsxMonStaPktSizeStatsEntry3
monStaTxPkts256To511	1.3.6.1.4.1.14823.2.2.1.6.6.2.5.1.4	wlsxMonStaPktSizeStatsEntry4
monStaTxPkts512To1023	1.3.6.1.4.1.14823.2.2.1.6.6.2.5.1.5	wlsxMonStaPktSizeStatsEntry5
monStaTxPkts1024To1518	1.3.6.1.4.1.14823.2.2.1.6.6.2.5.1.6	wlsxMonStaPktSizeStatsEntry6
monStaRxPkts63Bytes	1.3.6.1.4.1.14823.2.2.1.6.6.2.5.1.7	wlsxMonStaPktSizeStatsEntry7
monStaRxPkts64To127	1.3.6.1.4.1.14823.2.2.1.6.6.2.5.1.8	wlsxMonStaPktSizeStatsEntry8
monStaRxPkts128To255	1.3.6.1.4.1.14823.2.2.1.6.6.2.5.1.9	wlsxMonStaPktSizeStatsEntry9
monStaRxPkts256To511	1.3.6.1.4.1.14823.2.2.1.6.6.2.5.1.10	wlsxMonStaPktSizeStatsEntry10
monStaRxPkts512To1023	1.3.6.1.4.1.14823.2.2.1.6.6.2.5.1.11	wlsxMonStaPktSizeStatsEntry11
monStaRxPkts1024To1518	1.3.6.1.4.1.14823.2.2.1.6.6.2.5.1.12	wlsxMonStaPktSizeStatsEntry12

wlsxMonStaPktSizeStatsEntry

Syntax	wlsxMonStaPktSizeStatsEntry
Max-Access	not-accessible
Status	current
Description	Packet size-based packet count entry for a monitored station.
Index	{ monPhyAddress, monRadioNumber, monitoredStaPhyAddress }

monStaTxPkts63Bytes

Syntax	Counter32
Max-Access	read-only
Status	current
Description	This attribute indicates the number of packets transmitted by the station that were less than 64 bytes long.

monStaTxPkts64To127

Syntax	Counter32
Max-Access	read-only
Status	current
Description	This attribute indicates the number of packets transmitted by the station that were between 64 and 127 bytes long.

monStaTxPkts128To255

Syntax	Counter32
Max-Access	read-only
Status	current
Description	This attribute indicates the number of packets transmitted by the station that were between 128 and 255 bytes long.

monStaTxPkts256To511

Syntax	Counter32
Max-Access	read-only
Status	current
Description	This attribute indicates the number of packets transmitted by the station that were between 256 and 511 bytes long.

monStaTxPkts512To1023

Syntax	Counter32
Max-Access	read-only
Status	current
Description	This attribute indicates the number of packets transmitted by the station that were between 512 and 1023 bytes long.

monStaTxPkts1024To1518

Syntax	Counter32
Max-Access	read-only
Status	current
Description	This attribute indicates the number of packets transmitted by the station that were between 1024 and 1518 bytes long.

monStaRxPkts63Bytes

Syntax	Counter32
Max-Access	read-only
Status	current
Description	This attribute indicates the number of packets received by the station that were less than 64 bytes long.

monStaRxPkts64To127

Syntax	Counter32
Max-Access	read-only
Status	current
Description	This attribute indicates the number of packets received by the station that were between 64 and 127 bytes long.

monStaRxPkts128To255

Syntax	Counter32
Max-Access	read-only
Status	current
Description	This attribute indicates the number of packets received by the station that were between 128 and 255 bytes long.

monStaRxPkts256To511

Syntax	Counter32
Max-Access	read-only
Status	current
Description	This attribute indicates the number of packets received by the station that were between 256 and 511 bytes long.

monStaRxPkts512To1023

Syntax	Counter32
Max-Access	read-only
Status	current
Description	This attribute indicates the number of packets received by the station that were between 512 and 1023 bytes long.

monStaRxPkts1024To1518

Syntax	Counter32
Max-Access	read-only
Status	current
Description	This attribute indicates the number of packets received by the station that were between 1024 and 1518 bytes long.

wlsxMonAPInfoTable

The objects of the wlsx Monitor AP Information table list the Access Points being monitored by the switch.

Table 54 *wlsxMonAPInfoTable OIDs*

Object	Object ID	
wlsxMonAPInfoEntry	1.3.6.1.4.1.14823.2.2.1.6.7.1.1.1	wlsxMonAPInfoTable 1
monAPInfoPhyType	1.3.6.1.4.1.14823.2.2.1.6.7.1.1.1.1	wlsxMonAPInfoEntry 1
monAPInfoCurrentChannel	1.3.6.1.4.1.14823.2.2.1.6.7.1.1.1.2	wlsxMonAPInfoEntry 2
monAPInfoClassification	1.3.6.1.4.1.14823.2.2.1.6.7.1.1.1.3	wlsxMonAPInfoEntry 3
monAPInfoESSID	1.3.6.1.4.1.14823.2.2.1.6.7.1.1.1.4	wlsxMonAPInfoEntry 4
monAPInfoRSSI	1.3.6.1.4.1.14823.2.2.1.6.7.1.1.1.5	wlsxMonAPInfoEntry 5
monAPInfoMonitorTime	1.3.6.1.4.1.14823.2.2.1.6.7.1.1.1.6	wlsxMonAPInfoEntry 6
monAPInfoInactivityTime	1.3.6.1.4.1.14823.2.2.1.6.7.1.1.1.7	wlsxMonAPInfoEntry 7
monAPInfoSnrSignalPkts	1.3.6.1.4.1.14823.2.2.1.6.7.1.1.1.8	wlsxMonAPInfoEntry 8
monAPInfoSnrSampleTime	1.3.6.1.4.1.14823.2.2.1.6.7.1.1.1.9	wlsxMonAPInfoEntry 9
monAPInfoStatus	1.3.6.1.4.1.14823.2.2.1.6.7.1.1.1.10	wlsxMonAPInfoEntry 10
monAPInfoConfidence	1.3.6.1.4.1.14823.2.2.1.6.7.1.1.1.11	wlsxMonAPInfoEntry 11
monAPInfoMatchType	1.3.6.1.4.1.14823.2.2.1.6.7.1.1.1.12	wlsxMonAPInfoEntry 12
monAPInfoMatchMethod	1.3.6.1.4.1.14823.2.2.1.6.7.1.1.1.13	wlsxMonAPInfoEntry 13
monAPInfoHTMode	1.3.6.1.4.1.14823.2.2.1.6.7.1.1.1.14	wlsxMonAPInfoEntry 14

wlsxMonAPInfoEntry

Syntax	wlsxMonAPInfoEntry
Max-Access	not-accessible
Status	current
Description	Access Point Info entry
Index	{ monPhyAddress, monRadioNumber, monitoredApBSSID }

monAPInfoPhyType

Syntax	ArubaPhyType
Max-Access	read-only
Status	current
Description	PHY type of the monitored access point.

monAPInfoCurrentChannel

Syntax	Unsigned32
Max-Access	read-only
Status	current
Description	Channel the monitored access point is using.

monAPInfoClassification

Syntax	ArubaRogueApType
Max-Access	read-only
Status	current
Description	This attribute indicates the type of the access point.

monAPInfoESSID

Syntax	DisplayString
Max-Access	read-only
Status	current
Description	ESSID of the monitored access point.

monAPIInfoRSSI

Syntax	Integer32
Max-Access	read-only
Status	current
Description	SNR of the monitored access point.

monAPIInfoMonitorTime

Syntax	TimeTicks
Max-Access	read-only
Status	current
Description	This attribute indicates how long the access point has been monitored.

monAPIInfoInactivityTime

Syntax	TimeTicks
Max-Access	read-only
Status	current
Description	This attribute indicates how long the access point has been inactive.

monAPIInfoSnrSignalPkts

Syntax	Integer32
Max-Access	read-only
Status	current
Description	The number of signal packets observed by the monitoring access point during this sample time.

monAPIInfoSnrSampleTime

Syntax	Integer32
Max-Access	read-only
Status	current
Description	The sample time in which SNR data was collected.

monAPIInfoStatus

Syntax	Integer up(1) down(2)
Max-Access	read-only
Status	current
Description	Indicates whether this access point is considered to be up or down.

monAPIInfoConfidence

Syntax	Integer32
Max-Access	read-only
Status	current
Description	Indicates the confidence that a suspected rogue access point is in fact a rogue in terms of percentage.
History	Added in AOS-W 3.1.0.0.

monAPIInfoMatchType

Syntax	ArubaAPMatchType
Max-Access	read-only
Status	current
Description	The method used to classify the access point as a rogue or suspected rogue AP.
History	Added in AOS-W 3.1.0.0.

monAPIInfoMatchMethod

Syntax	ArubaAPMatchMethod
Max-Access	read-only
Status	current
Description	Indicates how the match occurred for rogue or suspect-rogue classification— an exact or +1 or -1 MAC match.
History	Added in AOS-W 3.1.0.0.

monAPIInfoHTMode

Syntax	ArubaHTMode
Max-Access	read-only
Status	current
Description	Indicates the HT mode of the monitored AP, if any.
History	Added in AOS-W 3.3.0.0.

wlsxMonStationInfoTable

The objects of the wlsx Monitor Station Information table provide statistics of all the wireless stations that are monitored.

Table 55 *wlsxMonStationInfoTable OIDs*

Object	Object ID	
wlsxMonStationInfoEntry	1.3.6.1.4.1.14823.2.2.1.6.7.2.1.1	wlsxMonStationInfoTable 1
monStaInfoChannelNummonStaInfoBSSID	1.3.6.1.4.1.14823.2.2.1.6.7.2.1.1.1	MonStationInfoEntry 1
monStaInfoChannelNummonStaInfoBSSID	1.3.6.1.4.1.14823.2.2.1.6.7.2.1.1.2	MonStationInfoEntry 2
monStaInfoESSID	1.3.6.1.4.1.14823.2.2.1.6.7.2.1.1.3	MonStationInfoEntry 3
monStaInfoPhyType	1.3.6.1.4.1.14823.2.2.1.6.7.2.1.1.4	MonStationInfoEntry 4
monStaInfoRSSI	1.3.6.1.4.1.14823.2.2.1.6.7.2.1.1.5	MonStationInfoEntry 5
monStaInfoClassification	1.3.6.1.4.1.14823.2.2.1.6.7.2.1.1.6	MonStationInfoEntry6
monStaInfoMonitorTime	1.3.6.1.4.1.14823.2.2.1.6.7.2.1.1.7	MonStationInfoEntry 7
monStaInfoInactivityTime	1.3.6.1.4.1.14823.2.2.1.6.7.2.1.1.8	MonStationInfoEntry 8
monStaInfoSnrSignalPkts	1.3.6.1.4.1.14823.2.2.1.6.7.2.1.1.9	MonStationInfoEntry 9
monStaInfoSnrSampleTime	1.3.6.1.4.1.14823.2.2.1.6.7.2.1.1.10	MonStationInfoEntry 10
monStaInfoStatus	1.3.6.1.4.1.14823.2.2.1.6.7.2.1.1.11	MonStationInfoEntry 11
monStaInfoHTMode	1.3.6.1.4.1.14823.2.2.1.6.7.2.1.1.12	MonStationInfoEntry 12

wlsxMonStationInfoEntry

Syntax	MonStationInfoEntry
Max-Access	not-accessible
Status	current
Description	Station entry information.
Index	{ monPhyAddress, monRadioNumber, monitoredStaPhyAddress }

monStaInfoChannelNummonStaInfoBSSID

Syntax	Unsigned32
Max-Access	read-only
Status	current
Description	The channel the station is currently using.
History	Updated in AOS-W 3.1—description.

Syntax	MacAddress
Max-Access	read-only
Status	current
Description	BSSID of the monitored station.
History	Updated in AOS-W 3.1—description.

monStalInfoESSID

Syntax	DisplayString
Max-Access	read-only
Status	current
Description	ESSID of the monitored station.
History	Updated in AOS-W 3.1—description.

monStalInfoPhyType

Syntax	ArubaPhyType
Max-Access	read-only
Status	current
Description	PHY type of the monitored station.
History	Updated in AOS-W 3.1—description.

monStalInfoRSSI

Syntax	Integer32
Max-Access	read-only
Status	current
Description	SNR of the monitored station.
History	Updated in AOS-W 3.1—description.

monStalInfoClassification

Syntax	ArubaStationType
Max-Access	read-only
Status	current
Description	Classification of the monitored station.

monStalInfoMonitorTime

Syntax	TimeTicks
Max-Access	read-only
Status	current
Description	This attribute indicates how long the station has been monitored.
History	Updated in AOS-W 3.1—description.

monStalInfoInactivityTime

Syntax	TimeTicks
Max-Access	read-only
Status	current
Description	This attribute indicates how long the station has been inactive.
History	Updated in AOS-W 3.1—description.

monStalInfoSnrSignalPkts

Syntax	Integer32
Max-Access	read-only
Status	current
Description	The number of signal packets observed by the monitoring station during this sample time.
History	Updated in AOS-W 3.1—description.

monStalInfoSnrSampleTime

Syntax	Integer32
Max-Access	read-only
Status	current
Description	The sample time in which SNR data was collected.

monStalInfoStatus

Syntax	Integer up(1) down(2)
Max-Access	read-only
Status	current
Description	Indicates whether this station is considered up or down.

monStaInfoHTMode

Syntax	ArubaHTMode
Max-Access	read-only
Status	current
Description	Indicates the HT mode of the station, if any.
History	Added in ArubasOS 3.3.0.0.

wlsxMonEventCountTable

The objects of the wlsx Monitor Event Count table provide the event ID and the number of events of the event type.

Table 56 *wlsxMonEventCountTable OIDs*

Object	Object ID	
wlsxMonEventCountEntry	1.3.6.1.4.1.14823.2.2.1.6.6.2.6.1	wlsxMonEventCountTable 1
monEventID	1.3.6.1.4.1.14823.2.2.1.6.6.2.6.1.1	wlsxMonEventCountEntry 1
monEventCount	1.3.6.1.4.1.14823.2.2.1.6.6.2.6.1.2	wlsxMonEventCountEntry 2

wlsxMonEventCountEntry

Syntax	MonEventCountEntry
Max-Access	not-accessible
Status	current
Description	Event count entry.
Index	{ monEventID }
History	Added in AOS-W 3.1.0.0.

monEventID

Syntax	Unsigned32
Max-Access	read-only
Status	current
Description	Event ID.
History	Added in AOS-W 3.1.0.0.

monEventCount

Syntax	Unsigned32
Max-Access	read-only
Status	current
Description	Event count.
History	Added in AOS-W 3.1.0.0.

wlsxMonStationHTRateStatsTable

This table contains all the monitored AP Packet and Byte Counts but represented in terms of HT rate categories.

Table 57 *wlsxMonStationHTRateStatsTable OIDs*

Object	Object ID	
wlsxMonStationHTRateStatsEntry	1.3.6.1.4.1.14823.2.2.1.6.6.1.6.2.7	wlsxMonStationHTRateStatsTable 1
monStaTxHTPkts	1.3.6.1.4.1.14823.2.2.1.6.6.1.6.2.7.1	wlsxMonStationHTRateStatsEntry 1
monStaTxHTBytes	1.3.6.1.4.1.14823.2.2.1.6.6.1.6.2.7.2	wlsxMonStationHTRateStatsEntry 2
monStaRxHTPkts	1.3.6.1.4.1.14823.2.2.1.6.6.1.6.2.7.3	wlsxMonStationHTRateStatsEntry 3
monStaRxHTBytes	1.3.6.1.4.1.14823.2.2.1.6.6.1.6.2.7.3	wlsxMonStationHTRateStatsEntry 4

wlsxMonStationHTRateStatsEntry

Syntax	WlsxMonStationHTRateStatsEntry
Max-Access	not-accessible
Status	current
Description	HT Data rate based packet and byte count entry for a monitored station
Index	{ monPhyAddress, monRadioNumber, monitoredStaPhyAddress, monHTRate }
History	Added in AOS-W 3.3.0.0.

monStaTxHTPkts

Syntax	Counter32
Max-Access	read-only
Status	current
Description	The total number of packets transmitted at the indicated rate.
History	Added in AOS-W 3.3.0.0.

monStaTxHTBytes

Syntax	Counter32
Max-Access	read-only
Status	current
Description	The total number of bytes transmitted at the indicated rate.
History	Added in AOS-W 3.3.0.0.

monStaRxHTPkts

Syntax	Counter32
Max-Access	read-only
Status	current
Description	The total number of packets received at the indicated rate.
History	Added in AOS-W 3.3.0.0.

monStaRxHTBytes

Syntax	Counter32
Max-Access	read-only
Status	current
Description	The total number of bytes received at the indicated rate.
History	Added in AOS-W 3.3.0.0.

The Signal Noise Ratio (SNR) module provides information about signal quality and packets. One value of SNR is the signal quality during a sample period. The signal quality affects the quality of the transmitted packets. The available SNR values include signal strength (total, maximum, minimum). Additional information is the number of packets that were transmitted during the sample time.

Figure 13 shows the architecture of the SNR MIB relative to 1.3.6.1.4.1.14823 (iso.org.dod.internet.private.enterprise.aruba). The SNR MIBs are listed in the file *aruba-snr.my*. For information about downloading Alcatel-Lucent MIB files, see [Downloading MIB Files on page 23](#).

Figure 13 SNR Hierarchy



The SNR MIB contains the following tables. The objects of each table are described in the following sections.

Table 58 *SNR Tables*

Table	Description
wlsxAPSnrTable	This table lists SNR information about monitored APs.
wlsxStaSnrTable	This table lists SNR information about monitored stations.
wlsxAPSnrBSSIDTable	This table lists SNR information about monitored access points.
wlsxStaSnrPhyTable	This table lists SNR information about monitored stations.

wlsxAPSnrTable

The objects of the wlsx AP SNR table provide signal information about the access points connected to this switch.

Table 59 *wlsxAPSnrTable OIDs*

Object	Object ID	
wlsxAPSnrEntry	1.3.6.1.4.1.14823.2.2.1.7.1.1.1	wlsxAPSnrTable 1
apSnrAverageSignalStrength	1.3.6.1.4.1.14823.2.2.1.7.1.1.1.1	wlsxAPSnrEntry 1
apSnrSignalPkts	1.3.6.1.4.1.14823.2.2.1.7.1.1.1.2	wlsxAPSnrEntry 2
apSnrHighestRxSignalStrength	1.3.6.1.4.1.14823.2.2.1.7.1.1.1.3	wlsxAPSnrEntry 3
apSnrLowestRxSignalStrength	1.3.6.1.4.1.14823.2.2.1.7.1.1.1.4	wlsxAPSnrEntry 4
apSnrSampleTime	1.3.6.1.4.1.14823.2.2.1.7.1.1.1.5	wlsxAPSnrEntry 5

wlsxAPSnrEntry

Syntax	wlsxAPSnrEntry
Max-Access	not-accessible
Status	current
Description	Station management entry.
Index	{monPhyAddress, monRadioNumber, monitoredApBSSID}

apSnrAverageSignalStrength

Syntax	Integer32
Max-Access	read-only
Status	current
Description	The total signal strength observed by the monitoring station during this sample time.

apSnrSignalPkts

Syntax	Integer32
Max-Access	read-only
Status	current
Description	The number of signal packets observed by the monitoring station during this sample time.

apSnrHighestRxSignalStrength

Syntax	Integer32
Max-Access	read-only
Status	current
Description	The highest signal strength observed by the monitoring station during this sample time.

apSnrLowestRxSignalStrength

Syntax	Integer32
Max-Access	read-only
Status	current
Description	The lowest signal strength observed by the monitoring station during this sample time.

apSnrSampleTime

Syntax	Integer32
Max-Access	read-only
Status	current
Description	The sample time in which this data is collected.

wlsxStaSnrTable

The objects of the station SNR table provide signal information about the access points connected to this switch.

Table 60 *wlsxStaSnrTable* OIDs

Object	Object ID	
wlsxAPSnrEntry	1.3.6.1.4.1.14823.2.2.1.7.1.2.1	wlsxStaSnrTable 1
apSnrAverageSignalStrength	1.3.6.1.4.1.14823.2.2.1.7.1.2.1.1	wlsxStaSnrEntry 1
apSnrSignalPkts	1.3.6.1.4.1.14823.2.2.1.7.1.2.1.2	wlsxStaSnrEntry 2
apSnrHighestRxSignalStrength	1.3.6.1.4.1.14823.2.2.1.7.1.2.1.3	wlsxStaSnrEntry 3
apSnrLowestRxSignalStrength	1.3.6.1.4.1.14823.2.2.1.7.1.2.1.4	wlsxStaSnrEntry 4
apSnrSampleTime	1.3.6.1.4.1.14823.2.2.1.7.1.2.1.5	wlsxStaSnrEntry 5

wlsxStaSnrEntry

Syntax	wlsxStaSnrEntry
Max-Access	not-accessible
Status	current
Description	Station management entry.
Index	{monPhyAddress, monRadioNumber, monitoredStaPhyAddress}

staSnrAverageSignalStrength

Syntax	Integer32
Max-Access	read-only
Status	current
Description	The total signal strength observed by the monitoring station during this sample time.

staSnrSignalPkts

Syntax	Integer32
Max-Access	read-only
Status	current
Description	The number of signal packets observed by the monitoring station during this sample time.

staSnrHighestRxSignalStrength

Syntax	Integer32
Max-Access	read-only
Status	current
Description	The highest signal strength observed by the monitoring station during this sample time.

staSnrLowestRxSignalStrength

Syntax	Integer32
Max-Access	read-only
Status	current
Description	The lowest signal strength observed by the monitoring station during this sample time.

staSnrSampleTime

Syntax	Integer32
Max-Access	read-only
Status	current
Description	The sample time in which this data is collected.

wlsxAPSnrBSSIDTable

The objects of the wlsx Access Point SNR BSSID table provide signal information about the monitored access points.

Table 61 *wlsxAPSnrBSSIDTable*

Object	Object ID	
wlsxAPSnrBSSIDEntry	1.3.6.1.4.1.14823.2.2.1.7.1.3.1	wlsxAPSnrBSSIDTable 1
apSnrBSSIDAverageSignalStrength	1.3.6.1.4.1.14823.2.2.1.7.1.3.1.1	wlsxAPSnrBSSIDEntry 1
apSnrBSSIDSignalPkts	1.3.6.1.4.1.14823.2.2.1.7.1.3.1.2	wlsxAPSnrBSSIDEntry 2
apSnrBSSIDHighestRxSignalStrength	1.3.6.1.4.1.14823.2.2.1.7.1.3.1.3	wlsxAPSnrBSSIDEntry 3
apSnrBSSIDLowestRxSignalStrength	1.3.6.1.4.1.14823.2.2.1.7.1.3.1.4	wlsxAPSnrBSSIDEntry 4
apSnrBSSIDSampleTime	1.3.6.1.4.1.14823.2.2.1.7.1.3.1.5	wlsxAPSnrBSSIDEntry 5

wlsxAPSnrBSSIDEntry

Syntax	wlsxAPSnrBSSIDEntry
Max-Access	not-accessible
Status	current
Description	Station management entry.
Index	{monitoredApBSSID, monPhyAddress, monRadioNumber}

apSnrBSSIDAverageSignalStrength

Syntax	Integer32
Max-Access	read-only
Status	current
Description	The total signal strength observed by the monitoring station during this sample time.

apSnrBSSIDSignalPkts

Syntax	Integer32
Max-Access	read-only
Status	current
Description	The number of signal packets observed by the monitoring station during this sample time.

apSnrBSSIDHighestRxSignalStrength

Syntax	Integer32
Max-Access	read-only
Status	current
Description	The highest signal strength observed by the monitoring station during this sample time.

apSnrBSSIDLowestRxSignalStrength

Syntax	Integer32
Max-Access	read-only
Status	current
Description	The lowest signal strength observed by the monitoring station during this sample time.

apSnrBSSIDSampleTime

Syntax	Integer32
Max-Access	read-only
Status	current
Description	The sample time in which this data is collected.

wlsxStaSnrPhyTable

The objects of the wlsx Station SNR PHY table provide information of the monitored stations.

Table 62 *wlsxStaSnrPhyTable OIDs*

Object	Object ID	
wlsxStaSnrPhyEntry	1.3.6.1.4.1.14823.2.2.1.7.1.4.1	wlsxStaSnrPhyTable 1
staSnrPhyAverageSignalStrength	1.3.6.1.4.1.14823.2.2.1.7.1.4.1.1	wlsxStaSnrPhyEntry 1
staSnrPhySignalPkts	1.3.6.1.4.1.14823.2.2.1.7.1.4.1.2	wlsxStaSnrPhyEntry 2
staSnrPhyHighestRxSignalStrength	1.3.6.1.4.1.14823.2.2.1.7.1.4.1.3	wlsxStaSnrPhyEntry 3
staSnrPhyLowestRxSignalStrength	1.3.6.1.4.1.14823.2.2.1.7.1.4.1.4	wlsxStaSnrPhyEntry 4
staSnrPhySampleTime	1.3.6.1.4.1.14823.2.2.1.7.1.4.1.5	wlsxStaSnrPhyEntry 5

wlsxStaSnrPhyEntry

Syntax	wlsxStaSnrPhyEntry
Max-Access	not-accessible
Status	current
Description	Station management entry.
Index	{monitoredStaPhyAddress, monPhyAddress, monRadioNumber}

staSnrPhyAverageSignalStrength

Syntax	Integer32
Max-Access	read-only
Status	current
Description	The total signal strength observed by the monitoring station during this sample time.

staSnrPhySignalPkts

Syntax	Integer32
Max-Access	read-only
Status	current
Description	The number of signal packets observed by the monitoring station during this sample time.

staSnrPhyHighestRxSignalStrength

Syntax	Integer32
Max-Access	read-only
Status	current
Description	The highest signal strength observed by the monitoring station during this sample time.

staSnrPhyLowestRxSignalStrength

Syntax	Integer32
Max-Access	read-only
Status	current
Description	The lowest signal strength observed by the monitoring station during this sample time.

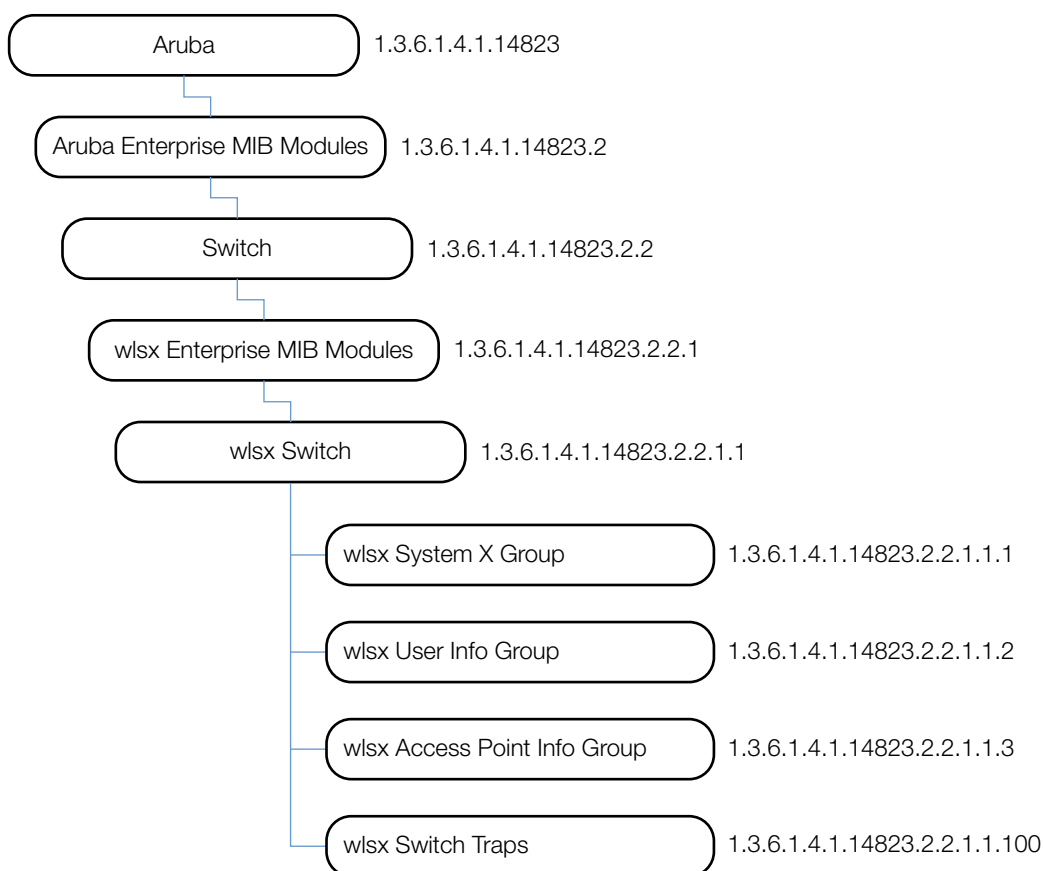
staSnrPhySampleTime

Syntax	Integer32
Max-Access	read-only
Status	current
Description	The sample time in which this data is collected.

The Switch module provides statistical information about Alcatel-Lucent switches, including storage and memory utilization, and the wireless stations associated with the access points.

Figure 14 shows the architecture of the Switch MIB relative to 1.3.6.1.4.1.14823 (iso.org.dod.internet.private.enterprise.aruba). The Switch MIBs are listed in the file `aruba-switch.my`. For information about downloading Alcatel-Lucent MIB files, see [Downloading MIB Files on page 23](#).

Figure 14 *Switch Hierarchy*



The Switch MIB contains the following groups and tables. The objects of each table are described in the following sections.

Table 63 *System X Group MIB Objects*

Tables	
<code>wlsxSystemXGroup</code>	This group lists information that describes a switch, such as the IP of the switch, and the licenses that are applied to that switch
<code>wlsxSwitchListTable</code>	This table lists the switches in the domain.
<code>wlsxSwitchLicenseTable</code>	This table lists all valid licenses installed on the switch.

Table 63 System X Group MIB Objects (Continued)

Tables	
wlsxSysXProcessorTable	This table lists all the processors and the corresponding load.
wlsxSysXStorageTable	This table lists the storage devices in the switch and their utilization numbers.
wlsxSysXMemoryTable	This table lists the memory utilization of the switch.
wlsxSwitchUserTable	This table lists all the users (both wired and wireless) connected to the switch. Users are identified by their IP address.
wlsxSwitchUser6Table	This table lists all the users (both wired and wireless) connected to the switch. Users are identified by their IP address. The objects support IPv6.
wlsxSwitchStationMgmtTable	This table lists the wireless stations associated with the access points connected to this switch.
wlsxSwitchStationStatsTable	This table lists the statistics of the wireless stations associated with the access points connected to this switch. The stats are indexed by the Station MAC and the AP BSSID.
wlsxAccessPointInfoGroup	This group lists all the access points and stations that are associated with a switch.
wlsxSwitchAccessPointTable	This table lists the access points connected to this switch.
wlsxSwitchGlobalAPTable	This table lists the access points connected in the switch domain. This table is only valid on a master switch. On a local switch, the table is empty.
wlsxSwitchAccessPointStatsTable	This table lists the statistics of all the access points connected to this switch.
wlsxSwitchTraps Group	This table lists the traps related to the switch platform.
Switch Traps–Notifications	This table lists the switch traps.
Platform Traps	This table lists the platform traps.

wlsxSystemXGroup

The objects of the wlsx System X Group provided information that describes a switch, such as the IP of the switch, and the licenses that are applied to that switch.

Table 64 wlsxSystemXGroup OIDs

Object	Object ID	
wlsxHostname	1.3.6.1.4.1.14823.2.2.1.1.1.1	wlsxSystemXGroup 1
wlsxModelName	1.3.6.1.4.1.14823.2.2.1.1.1.2	wlsxSystemXGroup 2
wlsxSwitchIp	1.3.6.1.4.1.14823.2.2.1.1.1.3	wlsxSystemXGroup 3
wlsxSwitchRole	1.3.6.1.4.1.14823.2.2.1.1.1.4	wlsxSystemXGroup 4
wlsxSwitchMasterIp	1.3.6.1.4.1.14823.2.2.1.1.1.5	wlsxSystemXGroup 5

wlsxHostname

Syntax	DisplayString (Size(1..32))
Max-Access	read-only
Status	current
Description	Name of the switch.

wlsxModelName

Syntax	DisplayString (Size(1..32))
Max-Access	read-only
Status	current
Description	Model name of the switch.

wlsxSwitchIp

Syntax	IpAddress
Max-Access	read-only
Status	current
Description	Switch IP as configured by the user. This IP address uniquely identifies the switch.

wlsxSwitchRole

Syntax	Integer master(1) local(2) standbymaster(3)
Max-Access	read-only
Status	current
Description	Role of this switch in the switch domain.

wlsxSwitchMasterIp

Syntax	IpAddress
Max-Access	read-only
Status	current
Description	Master IP of the switch

wlsxSwitchListTable

The objects of the wlsx Switch List table list the switches in the domain.



This table is only populated on the master switch—information can only be queried from the master switch. If a local switch is queried, an empty table will be returned.

Table 65 *wlsxSwitchListTable* OIDs

Object	Object ID	
wlsxSwitchListEntry	1.3.6.1.4.1.14823.2.2.1.1.1.6.1	wlsxSwitchListTable 1
switchListSwitchIPAddress	1.3.6.1.4.1.14823.2.2.1.1.1.6.1.1	wlsxSwitchListEntry 1
switchListSwitchRole	1.3.6.1.4.1.14823.2.2.1.1.1.6.1.2	wlsxSwitchListEntry 2
wlsxSwitchLicenseCount	1.3.6.1.4.1.14823.2.2.1.1.1.6.1.2.3	wlsxSwitchListEntry 3

wlsxSwitchListEntry

Syntax	MxSwitchListEntry
Max-Access	not-accessible
Status	current
Description	Switch List Entry.
Index	{ switchListSwitchIPAddress }

switchListSwitchIPAddress

Syntax	IpAddress
Max-Access	not-accessible
Status	current
Description	P Address of the switch.

switchListSwitchRole

Syntax	Integer master(1) local(2) standbymaster(3)
Max-Access	read-only
Status	current
Description	Role of the switch.

wlsxSwitchLicenseCount

Syntax	Integer32
Max-Access	read-only
Status	current
Description	The number of licenses installed on the switch.

wlsxSwitchLicenseTable

The objects of the wlsx Switch License table list all valid licenses installed on the switch.

Table 66 *wlsxSwitchLicenseTable OIDs*

Object	Object ID	
wlsxLicenseEntry	1.3.6.1.4.1.14823.2.2.1.1.1.8.1	wlsxSwitchLicenseTable 1
licenseIndex	1.3.6.1.4.1.14823.2.2.1.1.1.8.1.1	wlsxLicenseEntry 1
licenseKey	1.3.6.1.4.1.14823.2.2.1.1.1.8.1.2	wlsxLicenseEntry 2
licenseInstalled	1.3.6.1.4.1.14823.2.2.1.1.1.8.1.3	wlsxLicenseEntry 3
licenseExpires	1.3.6.1.4.1.14823.2.2.1.1.1.8.1.4	wlsxLicenseEntry 4
licenseFlags	1.3.6.1.4.1.14823.2.2.1.1.1.8.1.5	wlsxLicenseEntry 5
licenseService	1.3.6.1.4.1.14823.2.2.1.1.1.8.1.6	wlsxLicenseEntry 6

wlsxLicenseEntry

Syntax	LicenseEntry
Max-Access	not-accessible
Status	current
Description	License Entry.
Index	{ licenseIndex }

licenseIndex

Syntax	Integer32
Max-Access	not-accessible
Status	current
Description	License ID number.

licenseKey

Syntax	DisplayString
Max-Access	read-only
Status	current
Description	License Key.

licenseInstalled

Syntax	DisplayString
Max-Access	read-only
Status	current
Description	License installation time.

licenseExpires

Syntax	DisplayString
Max-Access	read-only
Status	current
Description	License expiry time.

licenseFlags

Syntax	DisplayString
Max-Access	read-only
Status	current
Description	License flags E – enabled A – auto-generated R – reboot required to activate

licenseService

Syntax	DisplayString
Max-Access	read-only
Status	current
Description	The service enabled by this license.

wlsxSysXProcessorTable

The objects of the wlsx Sys XProcessor table list all the processors and the corresponding load.

Table 67 wlsxSysXProcessorTable OIDs

Object	Object ID	
wlsxSysXProcessorEntry	1.3.6.1.4.1.14823.2.2.1.1.1.9.1	wlsxSysXProcessorTable 1
sysXProcessorID	1.3.6.1.4.1.14823.2.2.1.1.1.9.1.1	wlsxSysXProcessorEntry 1
sysXProcessorDescr	1.3.6.1.4.1.14823.2.2.1.1.1.9.1.2	wlsxSysXProcessorEntry 2
sysXProcessorLoad	1.3.6.1.4.1.14823.2.2.1.1.1.9.1.3	wlsxSysXProcessorEntry 3

wlsxSysXProcessorEntry

Syntax	wlsxSysXProcessorEntry
Max-Access	not-accessible
Status	current
Description	An entry for one processor contained by the switch.
History	Added in AOS-W 2.3.

sysXProcessorID

Syntax	Integer32
Max-Access	not-accessible
Status	current
Description	Processor Index.
History	Added in AOS-W 2.3.

sysXProcessorDescr

Syntax	DisplayString(Size(0..64))
Max-Access	read-only
Status	current
Description	Description of the processor.
History	Added in AOS-W 2.3.

sysXProcessorLoad

Syntax	Integer32 (0..100)
Max-Access	read-only
Status	current
Description	The average, over the last minute, of the percentage of time that this processor was not idle.
History	Added in AOS-W 2.3.

wlsxSysXStorageTable

The objects of the wlsx Sys XStorage table list the storage devices in the switch.

Table 68 *wlsxSysXStorageTable* OIDs

Object	Object ID	
wlsxSysXStorageEntry	1.3.6.1.4.1.14823.2.2.1.1.1.10.1	wlsxSysXStorageTable 1
sysXStorageIndex	1.3.6.1.4.1.14823.2.2.1.1.1.10.1.1	wlsxSysXStorageEntry 1
sysXStorageType	1.3.6.1.4.1.14823.2.2.1.1.1.10.1.2	wlsxSysXStorageEntry 2
sysXStorageSize	1.3.6.1.4.1.14823.2.2.1.1.1.10.1.3	wlsxSysXStorageEntry 3
sysXStorageUsed	1.3.6.1.4.1.14823.2.2.1.1.1.10.1.4	wlsxSysXStorageEntry 4
sysXStorageName	1.3.6.1.4.1.14823.2.2.1.1.1.10.1.5	wlsxSysXStorageEntry 5

wlsxSysXStorageEntry

Syntax	wlsxSysXStorageEntry
Max-Access	not-accessible
Status	current
Description	An entry for one long-term storage device contained by the switch.
History	Added in AOS-W 2.3.

sysXStorageIndex

Syntax	Integer32
Max-Access	not-accessible
Status	current
Description	The storage index.
History	Added in AOS-W 2.3.

sysXStorageType

Syntax	Integer ram(1) flashMemory(2)
Max-Access	read-only
Status	current
Description	The storage type is indicated by <i>Syntax</i> .
History	Added in AOS-W 2.3.

sysXStorageSize

Syntax	Integer32
Max-Access	read-only
Status	current
Description	The size of the storage file system in MB.
History	Added in AOS-W 2.3.

sysXStorageUsed

Syntax	Integer32
Max-Access	read-only
Status	current
Description	The size of the storage file system in MB.
History	Added in AOS-W 2.3.

sysXStorageName

Syntax	DisplayString(Size(0..64))
Max-Access	read-only
Status	current
Description	The name of the storage file system.
History	Added in AOS-W 2.3.

wlsxSysXMemoryTable

The objects of the wlsx Sys XMemory table describes the memory utilization of the switch.

Table 69 *wlsxSysXMemoryTable* OIDs

Object	Object ID	
wlsxSysXMemoryEntry	1.3.6.1.4.1.14823.2.2.1.1.1.11.1	wlsxSysXMemoryTable 1
ysyxMemoryIndex	1.3.6.1.4.1.14823.2.2.1.1.1.11.1.1	wlsxSysXMemoryEntry 1

Table 69 *wlsxSysXMemoryTable OIDs (Continued)*

Object	Object ID	
sysXMemorySize	1.3.6.1.4.1.14823.2.2.1.1.1.11.1.2	wlsxSysXMemoryEntry 2
sysXMemoryUsed	1.3.6.1.4.1.14823.2.2.1.1.1.11.1.3	wlsxSysXMemoryEntry 3
sysXMemoryFree	1.3.6.1.4.1.14823.2.2.1.1.1.11.1.4	wlsxSysXMemoryEntry 4
wlsxSwitchLicenseSerialNumber	1.3.6.1.4.1.14823.2.2.1.1.1.12	wlsxSystemXGroup 12

wlsxSysXMemoryEntry

Syntax	WlsxSysXMemoryEntry
Max-Access	not-accessible
Status	current
Description	An entry for one memory region on the switch. Currently, only the CP region is monitored.
History	Added in AOS-W 2.3.

ysysXMemoryIndex

Syntax	Integer32
Max-Access	not-accessible
Status	current
Description	Memory index.
History	Added in AOS-W 2.3.

sysXMemorySize

Syntax	Integer32
Max-Access	read-only
Status	current
Description	Total memory in KB.
History	Added in AOS-W 2.3.

sysXMemoryUsed

Syntax	Integer32
Max-Access	read-only
Status	current
Description	Used memory in KB.
History	Added in AOS-W 2.3.

sysXMemoryFree

Syntax	Integer32
Max-Access	read-only
Status	current
Description	Free memory in KB.
History	Added in AOS-W 2.3.

wlsxSwitchLicenseSerialNumber

Syntax	DisplayString
Max-Access	read-only
Status	current
Description	The license serial number of the switch.

wlsxSwitchUserTable

The objects of the wlsx Switch User table list all the users (wired and wireless) that are connected to the switch. Users are identified by their IP addresses.

Table 70 *wlsxSwitchUserTable* OIDs

Object	Object ID	
wlsxSwitchUserEntry	1.3.6.1.4.1.14823.2.2.1.1.2.1.1	MxSwitchMxSwitchUserTable 1
userIpAddress	1.3.6.1.4.1.14823.2.2.1.1.2.1.1.1	MxSwitchUserEntry 1
userPhyAddress	1.3.6.1.4.1.14823.2.2.1.1.2.1.1.2	MxSwitchUserEntry 2
userName	1.3.6.1.4.1.14823.2.2.1.1.2.1.1.3	MxSwitchUserEntry 3
userRole	1.3.6.1.4.1.14823.2.2.1.1.2.1.1.4	MxSwitchUserEntry 4
userUpTime	1.3.6.1.4.1.14823.2.2.1.1.2.1.1.5	MxSwitchUserEntry 5
userAuthenticationMethod	1.3.6.1.4.1.14823.2.2.1.1.2.1.1.6	MxSwitchUserEntry 6
userLocation	1.3.6.1.4.1.14823.2.2.1.1.2.1.1.7	MxSwitchUserEntry 7
userServerName	1.3.6.1.4.1.14823.2.2.1.1.2.1.1.8	MxSwitchUserEntry 8
userConnectedVLAN	1.3.6.1.4.1.14823.2.2.1.1.2.1.1.9	MxSwitchUserEntry 9
userConnectedSlot	1.3.6.1.4.1.14823.2.2.1.1.2.1.1.10	MxSwitchUserEntry 10
userConnectedPort	1.3.6.1.4.1.14823.2.2.1.1.2.1.1.11	MxSwitchUserEntry 11
userBWContractName	1.3.6.1.4.1.14823.2.2.1.1.2.1.1.12	MxSwitchUserEntry 12
userBWContractUsage	1.3.6.1.4.1.14823.2.2.1.1.2.1.1.13	MxSwitchUserEntry 13

wlsxSwitchUserEntry

Syntax	MxSwitchUserEntry
Max-Access	not-accessible
Status	current
Description	User entry.
Index	{ userIpAddress }

userIpAddress

Syntax	IpAddress
Max-Access	not-accessible
Status	current
Description	IP address from which the user connected to the switch.

userPhyAddress

Syntax	MacAddress
Max-Access	read-only
Status	current
Description	Physical address of the station from which the user connected to the switch.

userName

Syntax	DisplayString(Size(0..32))
Max-Access	read-only
Status	current
Description	Name of the user.

userRole

Syntax	DisplayString(Size(0..64))
Max-Access	read-only
Status	current
Description	The role configured for this user.

userUpTime

Syntax	TimeTicks
Max-Access	read-only
Status	current
Description	Time since the user was connected to the switch.

userAuthenticationMethod

Syntax	Integer none(1) other(2) web(3) dot1x(4) vpn(5) mac(6)
Max-Access	read-only
Status	current
Description	Authentication mechanism used by the user to connect to the switch.

userLocation

Syntax	DisplayString(Size(0..32))
Max-Access	read-only
Status	current
Description	Location of the access point (in Building.Floor.... format), which the user used to connect to the switch.

userServerName

Syntax	DisplayString(Size(0..32))
Max-Access	read-only
Status	current
Description	Name of the back-end authentication server, used to authenticate the user.

userConnectedVLAN

Syntax	Integer32
Max-Access	read-only
Status	current
Description	VLAN on which the user is connected to the switch.

userConnectedSlot

Syntax	Integer32
Max-Access	read-only
Status	current
Description	Slot on switch where the user connection terminates.

userConnectedPort

Syntax	Integer32
Max-Access	read-only
Status	current
Description	Port on switch where the user connection terminates.

userBWContractName

Syntax	DisplayString(Size(0..32))
Max-Access	read-only
Status	current
Description	Name of the bandwidth contract applied to this user.

userBWContractUsage

Syntax	Integer user(1) shared(2)
Max-Access	read-only
Status	current
Description	Indicates how the bandwidth contract is used.

wlsxSwitchUser6Table

This Table lists all the users (both wired and wireless) currently connected to the switch. Users are identified by their IP address.

Table 71 *wlsxSwitchUser6Table* OIDs

Object	Object ID
wlsxSwitchUser6Entry	wlsxSwitchUser6Table 1
user6IpAddress	wlsxSwitchUser6Entry 1
user6PhyAddress	wlsxSwitchUser6Entry 2
user6Name	wlsxSwitchUser6Entry 3
user6Role	wlsxSwitchUser6Entry 4
user6UpTime	wlsxSwitchUser6Entry 5
user6AuthenticationMethod	wlsxSwitchUser6Entry 6
user6Location	wlsxSwitchUser6Entry 7
user6ServerName	wlsxSwitchUser6Entry 8
user6ConnectedVlan	wlsxSwitchUser6Entry 9
user6ConnectedSlot	wlsxSwitchUser6Entry 10

Table 71 *wlsxSwitchUser6Table OIDs (Continued)*

Object	Object ID
user6ConnectedPort	wlsxSwitchUser6Entry 11
user6BWContractName	wlsxSwitchUser6Entry 12
user6BWContractUsage	wlsxSwitchUser6Entry 13

wlsxSwitchUser6Entry

Syntax	wlsxSwitchUser6Entry
Max-Access	not-accessible
Status	current
Description	User Entr
Index	{ user6IpAddress }
History	Added in AOS-W 3.3.0.0.

user6IpAddress

Syntax	DisplayString(SIZE(0..32))
Max-Access	not-accessible
Status	current
Description	IPv6 Address from which the user connected to the switch.
History	Added in AOS-W 3.3.0.0.

user6PhyAddress

Syntax	MacAddress
Max-Access	read-only
Status	current
Description	Physical Address of the station from which the user connected to the switch.
History	Added in AOS-W 3.3.0.0.

user6Name

Syntax	DisplayString(SIZE(0..32))
Max-Access	read-only
Status	current
Description	Name of the user.
History	Added in AOS-W 3.3.0.0.

user6Role

Syntax	DisplayString(SIZE(0..64))
Max-Access	read-only
Status	current
Description	The Role configured for this user.
History	Added in AOS-W 3.3.0.0.

user6UpTime

Syntax	TimeTicks
Max-Access	read-only
Status	current
Description	Time since the user is connected to the switch.
History	Added in AOS-W 3.3.0.0.

user6AuthenticationMethod

Syntax	Integer none(1) other(2) web(3) dot1x(4) vpn(5) mac(6)
Max-Access	read-only
Status	current
Description	Authentication mechanism used by the user to connect to the switch.
History	Added in AOS-W 3.3.0.0.

user6Location

Syntax	DisplayString(SIZE(0..32))
Max-Access	read-only
Status	current
Description	Location of the access point (in Building.Floor.... format), which the user used to connect to the switch.
History	Added in AOS-W 3.3.0.0.

user6ServerName

Syntax	DisplayString(SIZE(0..32))
Max-Access	read-only
Status	current
Description	Name of the Back-end authentication server, used to authenticate the user.
History	Added in AOS-W 3.3.0.0.

user6ConnectedVlan

Syntax	Integer32
Max-Access	read-only
Status	current
Description	Vlan on which the user is connected to the switch.
History	Added in AOS-W 3.3.0.0.

user6ConnectedSlot

Syntax	Integer32
Max-Access	read-only
Status	current
Description	Slot on switch, where the user connection terminates.
History	Added in AOS-W 3.3.0.0.

user6ConnectedPort

Syntax	Integer32
Max-Access	read-only
Status	current
Description	Port on switch, where the user connection terminates.
History	Added in AOS-W 3.3.0.0.

user6BWContractName

Syntax	DisplayString(SIZE(0..32))
Max-Access	read-only
Status	current
Description	Name of the Bandwidth Contract applied to this user.
History	Added in AOS-W 3.3.0.0.

user6BWContractUsage

Syntax	Integer user(1) shared(2)
Max-Access	read-only
Status	current
Description	Indicates how the Bandwidth Contract is used.
History	Added in AOS-W 3.3.0.0.

wlsxSwitchStationMgmtTable

The objects of the wlsx Switch Station Management table provide information about the wireless stations associated with the access points connected to this switch.

Table 72 *wlsxSwitchStationMgmtTable* OIDs

Object	Object ID	
wlsxSwitchStationMgmtEntry	1.3.6.1.4.1.14823.2.2.1.1.2.2.1	wlsxSwitchStationMgmtTable 1
staPhyAddress	1.3.6.1.4.1.14823.2.2.1.1.2.2.1.1	wlsxSwitchStationMgmtEntry 1
staAccessPointBSSID	1.3.6.1.4.1.14823.2.2.1.1.2.2.1.2	wlsxSwitchStationMgmtEntry 2
staUserName	1.3.6.1.4.1.14823.2.2.1.1.2.2.1.3	wlsxSwitchStationMgmtEntry 3
staUserRole	1.3.6.1.4.1.14823.2.2.1.1.2.2.1.4	wlsxSwitchStationMgmtEntry 4
staAssociationID	1.3.6.1.4.1.14823.2.2.1.1.2.2.1.5	wlsxSwitchStationMgmtEntry 5
staAccessPointESSID	1.3.6.1.4.1.14823.2.2.1.1.2.2.1.6	wlsxSwitchStationMgmtEntry 6
staSignalToNoiseRatio	1.3.6.1.4.1.14823.2.2.1.1.2.2.1.7	wlsxSwitchStationMgmtEntry 7
staTransmitRate	1.3.6.1.4.1.14823.2.2.1.1.2.2.1.8	wlsxSwitchStationMgmtEntry 8
staReceiveRate	1.3.6.1.4.1.14823.2.2.1.1.2.2.1.9	wlsxSwitchStationMgmtEntry 9

wlsxSwitchStationMgmtEntry

Syntax	MxSwitchStationMgmtEntry
Max-Access	not-accessible
Status	current
Description	Station management entry.
Index	{ staPhyAddress, staAccessPointBSSID }

staPhyAddress

Syntax	MacAddress
Max-Access	not-accessible
Status	current
Description	The physical address of the station.

staAccessPointBSSID

Syntax	MacAddress
Max-Access	not-accessible
Status	current
Description	BSSID of the access point through which the station is connected to the switch.

staUserName

Syntax	DisplayString(Size(0..32))
Max-Access	read-only
Status	current
Description	Name of the user connecting from this station.

staUserRole

Syntax	DisplayString(Size(0..32))
Max-Access	read-only
Status	current
Description	User role.

staAssociationID

Syntax	Unsigned32
Max-Access	read-only
Status	current
Description	Association ID with which the station is associated with this system.

staAccessPointESSID

Syntax	DisplayString(Size(0..64))
Max-Access	read-only
Status	current
Description	ESSID of the access point.

staSignalToNoiseRatio

Syntax	Integer32
Max-Access	read-only
Status	current
Description	SNR for the BSSID.

staTransmitRate

Syntax	Integer rate1Mbps(1) rate2Mbps(2) rate5point5Mbps(3) rate6Mbps(4) rate9Mbps(5) rate11Mbps(6) rate12Mbps(7) rate18Mbps(8) rate24Mbps(9) rate36Mbps(10) rate48Mbps(11) rate54Mbps(12)
Max-Access	read-only
Status	current
Description	The transmit rate of the channel.

staReceiveRate

Syntax	Integer rate1Mbps(1) rate2Mbps(2) rate5point5Mbps(3) rate6Mbps(4) rate9Mbps(5) rate11Mbps(6) rate12Mbps(7) rate18Mbps(8) rate24Mbps(9) rate36Mbps(10) rate48Mbps(11) rate54Mbps(12)
Max-Access	read-only
Status	current
Description	The receive rate of the channel.

wlsxSwitchStationStatsTable

The objects of the wlsx Switch Station Stats table provide information about the statistics of the wireless stations associated with the access points connected to this switch. The statistics are indexed by the Station MAC and the AP BSSID.

Table 73 wlsxSwitchStationStatsTable OIDs

Object	Object ID	
wlsxSwitchStationStatsEntry	1.3.6.1.4.1.14823.2.2.1.1.2.3.1	wlsxSwitchStationStatsTable 1
staTxPackets	1.3.6.1.4.1.14823.2.2.1.1.2.3.1.1	wlsxSwitchStationStatsEntry 1
staTxBytes	1.3.6.1.4.1.14823.2.2.1.1.2.3.1.2	wlsxSwitchStationStatsEntry 2
staRxPackets	1.3.6.1.4.1.14823.2.2.1.1.2.3.1.3	wlsxSwitchStationStatsEntry 3
staRxBytes	1.3.6.1.4.1.14823.2.2.1.1.2.3.1.4	wlsxSwitchStationStatsEntry 4
staBwRate	1.3.6.1.4.1.14823.2.2.1.1.2.3.1.5	wlsxSwitchStationStatsEntry 5
staFrameRetryRate	1.3.6.1.4.1.14823.2.2.1.1.2.3.1.6	wlsxSwitchStationStatsEntry 6
staFrameLowSpeedRate	1.3.6.1.4.1.14823.2.2.1.1.2.3.1.7	wlsxSwitchStationStatsEntry 7
staFrameNonUnicastRate	1.3.6.1.4.1.14823.2.2.1.1.2.3.1.8	wlsxSwitchStationStatsEntry 8
staFrameFragmentationRate	1.3.6.1.4.1.14823.2.2.1.1.2.3.1.9	wlsxSwitchStationStatsEntry 9
staFrameReceiveErrorRate	1.3.6.1.4.1.14823.2.2.1.1.2.3.1.10	wlsxSwitchStationStatsEntry 10

wlsxSwitchStationStatsEntry

Syntax	MxSwitchStationStatsEntry
Max-Access	not-accessible
Status	current
Description	Station statistics entry.
Index	{ staPhyAddress, staAccessPointBSSID }

staTxPackets

Syntax	Counter32
Max-Access	read-only
Status	current
Description	Total packets transmitted by the station.

staTxBytes

Syntax	Counter32
Max-Access	read-only
Status	current
Description	Total bytes transmitted by the station.

staRxPackets

Syntax	Counter32
Max-Access	read-only
Status	current
Description	Total packets received by the station.

staRxBytes

Syntax	Counter32
Max-Access	read-only
Status	current
Description	Total bytes received by the station.

staBwRate

Syntax	Integer32
Max-Access	read-only
Status	current
Description	Bandwidth rate in Kbps of the station.

staFrameRetryRate

Syntax	Integer32
Max-Access	read-only
Status	current
Description	Station frame retry rate.

staFrameLowSpeedRate

Syntax	Integer32
Max-Access	read-only
Status	current
Description	Station frame low speed rate.

staFrameNonUnicastRate

Syntax	Integer32
Max-Access	read-only
Status	current
Description	Station frame non-unicast packet rate.

staFrameFragmentationRate

Syntax	Integer32
Max-Access	read-only
Status	current
Description	Station frame fragmentation rate.

staFrameReceiveErrorRate

Syntax	Integer32
Max-Access	read-only
Status	current
Description	Station frame receive error rate.

wlsxAccessPointInfoGroup

The wlsx Access Point Info group contains tables that provide access point information.

Table 74 *wlsxAccessPointInfoGroup* OIDs

Object	Object ID	
wlsxSwitchTotalNumAccessPoints	1.3.6.1.4.1.14823.2.2.1.1.3.1.	wlsxAccessPointInfoGroup 2
wlsxSwitchTotalNumStationsAssociated	1.3.6.1.4.1.14823.2.2.1.1.3.2	wlsxAccessPointInfoGroup 2

wlsxSwitchTotalNumAccessPoints

Syntax	Unsigned32
Max-Access	read-only
Status	current
Description	Total number of access points connected to this switch.

wlsxSwitchTotalNumStationsAssociated

Syntax	Unsigned32
Max-Access	read-only
Status	current
Description	Total number of stations associated to this switch.

wlsxSwitchAccessPointTable

The objects of the wlsx Switch Access Point table list the access points connected to this switch.

Table 75 wlsxSwitchAccessPointTable OIDs

Object	Object ID	
wlsxSwitchAccessPointEntry	1.3.6.1.4.1.14823.2.2.1.1.3.3.1	wlsxSwitchAccessPointTable 1
apBSSID	1.3.6.1.4.1.14823.2.2.1.1.3.3.1.1	wlsxSwitchAccessPointEntry 1
apESSID	1.3.6.1.4.1.14823.2.2.1.1.3.3.1.2	wlsxSwitchAccessPointEntry 2
apSlot	1.3.6.1.4.1.14823.2.2.1.1.3.3.1.3	wlsxSwitchAccessPointEntry 3
apPort	1.3.6.1.4.1.14823.2.2.1.1.3.3.1.4	wlsxSwitchAccessPointEntry 4
apIpAddress	1.3.6.1.4.1.14823.2.2.1.1.3.3.1.5	wlsxSwitchAccessPointEntry 5
apPhyType	1.3.6.1.4.1.14823.2.2.1.1.3.3.1.6	wlsxSwitchAccessPointEntry 6
apType	1.3.6.1.4.1.14823.2.2.1.1.3.3.1.7	wlsxSwitchAccessPointEntry 7
apCurrentChannel	1.3.6.1.4.1.14823.2.2.1.1.3.3.1.8	wlsxSwitchAccessPointEntry 8
apLocation	1.3.6.1.4.1.14823.2.2.1.1.3.3.1.9	wlsxSwitchAccessPointEntry 9
apTotalTime	1.3.6.1.4.1.14823.2.2.1.1.3.3.1.10	wlsxSwitchAccessPointEntry 10
apInactiveTime	1.3.6.1.4.1.14823.2.2.1.1.3.3.1.11	wlsxSwitchAccessPointEntry 11
apLoadBalancing	1.3.6.1.4.1.14823.2.2.1.1.3.3.1.12	wlsxSwitchAccessPointEntry 12
apChannelNoise	1.3.6.1.4.1.14823.2.2.1.1.3.3.1.13	wlsxSwitchAccessPointEntry 13
apSignalToNoiseRatio	1.3.6.1.4.1.14823.2.2.1.1.3.3.1.14	wlsxSwitchAccessPointEntry 14
apTransmitRate	1.3.6.1.4.1.14823.2.2.1.1.3.3.1.15	wlsxSwitchAccessPointEntry 15
apReceiveRate	1.3.6.1.4.1.14823.2.2.1.1.3.3.1.16	wlsxSwitchAccessPointEntry 16

wlsxSwitchAccessPointEntry

Syntax	MxSwitchAccessPointEntry
Max-Access	not-accessible
Status	current
Description	Station management entry.
Index	{ apBSSID }

apBSSID

Syntax	MacAddress
Max-Access	not-accessible
Status	current
Description	The physical address of the access point.

apESSID

Syntax	DisplayString(Size(0..64))
Max-Access	read-only
Status	current
Description	ESSID of the access point.

apSlot

Syntax	Unsigned32
Max-Access	read-only
Status	current
Description	Slot to which the access point is connected.

apPort

Syntax	Unsigned32
Max-Access	read-only
Status	current
Description	Port to which the access point is connected.

apIpAddress

Syntax	IpAddress
Max-Access	read-only
Status	current
Description	Address of the access point.

apPhyType

Syntax	Integer dot11a(1) dot11b(2) dot11g(3)
Max-Access	read-only
Status	current
Description	Physical layer protocol support of the access point.

apType

Syntax	Integer ap(1) am(2)
Max-Access	read-only
Status	current
Description	Indicates whether the access point is an air monitor or an access point.

apCurrentChannel

Syntax	Integer(1..165)
Max-Access	read-only
Status	current
Description	The current operating frequency channel.

apLocation

Syntax	DisplayString(Size(0..32))
Max-Access	read-only
Status	current
Description	Location of the access point defined in building floor mode.

apTotalTime

Syntax	TimeTicks
Max-Access	read-only
Status	current
Description	Time since the access point was connected to the switch.

apInactiveTime

Syntax	TimeTicks
Max-Access	read-only
Status	current
Description	Time since the access point has been inactive.

apLoadBalancing

Syntax	TruthValue
Max-Access	read-only
Status	current
Description	Indicates whether load balancing is enabled or not.

apChannelNoise

Syntax	Integer32
Max-Access	read-only
Status	current
Description	Indicates the noise on the channel.

apSignalToNoiseRatio

Syntax	Integer32
Max-Access	read-only
Status	current
Description	SNR for the BSSID.

apTransmitRate

Syntax	Integer rate1Mbps(1) rate2Mbps(2) rate5point5Mbps(3) rate6Mbps(4) rate9Mbps(5) rate11Mbps(6) rate12Mbps(7) rate18Mbps(8) rate24Mbps(9) rate36Mbps(10) rate48Mbps(11) rate54Mbps(12)
Max-Access	read-only
Status	current
Description	Indicates transmit rate of the channel.

apReceiveRate

Syntax	Integer rate1Mbps(1) rate2Mbps(2) rate5point5Mbps(3) rate6Mbps(4) rate9Mbps(5) rate11Mbps(6) rate12Mbps(7) rate18Mbps(8) rate24Mbps(9) rate36Mbps(10) rate48Mbps(11) rate54Mbps(12)
Max-Access	read-only
Status	current
Description	Indicates receive rate of the channel.

wlsxSwitchGlobalAPTable

The objects of the wlsx Switch Global APT table list the access points connected in the switch domain.



This table is only valid only on a master switch—only the tables of the master switch are populated. On a local switch, the table is empty.

Table 76 *wlsxSwitchGlobalAPTable OIDs*

Object	Object ID	
wlsxSwitchGlobalAPEntry	1.3.6.1.4.1.14823.2.2.1.1.3.4.1	wlsxSwitchGlobalAPTable 1
globalAPLocation	1.3.6.1.4.1.14823.2.2.1.1.3.4.1.1	wlsxSwitchGlobalAPEntry 1
globalAPAddress	1.3.6.1.4.1.14823.2.2.1.1.3.4.1.2	wlsxSwitchGlobalAPEntry 2
globalAPLocalSwitch	1.3.6.1.4.1.14823.2.2.1.1.3.4.1.3	wlsxSwitchGlobalAPEntry 3
globalAPdot11aPhyAddr	1.3.6.1.4.1.14823.2.2.1.1.3.4.1.4	wlsxSwitchGlobalAPEntry 4
globalAPdot11bPhyAddr	1.3.6.1.4.1.14823.2.2.1.1.3.4.1.5	wlsxSwitchGlobalAPEntry 5
tvglobalAPState	1.3.6.1.4.1.14823.2.2.1.1.3.4.1.6	wlsxSwitchGlobalAPEntry 6
globalAPdot11gPhyAddr	1.3.6.1.4.1.14823.2.2.1.1.3.4.1.7	wlsxSwitchGlobalAPEntry 7

wlsxSwitchGlobalAPEntry

Syntax	MxSwitchGlobalAPEntry
Max-Access	not-accessible
Status	current
Description	Station Management Entry.
Index	{ globalAPLocation, globalAPAddress }

globalAPLocation

Syntax	DisplayString(Size(0..32))
Max-Access	not-accessible
Status	current
Description	Physical location of the AP, defined in building.floor.location format.

globalAPAddress

Syntax	IpAddress
Max-Access	not-accessible
Status	current
Description	Address of the access point.

globalAPLocalSwitch

Syntax	IpAddress
Max-Access	read-only
Status	current
Description	IP address of the local switch this access point is connected to.

globalAPdot11aPhyAddr

Syntax	MacAddress
Max-Access	read-only
Status	current
Description	Physical MAC address of the module supporting dot11a in the access point. AP can have support for both dot11a and dot11b physical layer.

globalAPdot11bPhyAddr

Syntax	MacAddress
Max-Access	read-only
Status	current
Description	Physical MAC address of the module supporting dot11b in the access point. AP can have support for both dot11a and dot11b physical layer.

tvglobalAPState

Syntax	Integer(1..7)
Max-Access	read-only
Status	current
Description	Values are deprecated. State of the AP – 1-AP is <i>UP</i> , 2 -AP is <i>DOWN</i>

globalAPdot11gPhyAddr

Syntax	MacAddress
Max-Access	read-only
Status	current
Description	Physical MAC address of the module supporting dot11g in the access point. AP can have support for a,b,g physical layers.

wlsxSwitchAccessPointStatsTable

The objects of the wlsx Switch Access Points table lists the statistics of all access points connected to this switch.

Table 77 wlsxSwitchAccessPointStatsTable OIDs

Object	Object ID	
wlsxSwitchAccessPointStatsEntry	1.3.6.1.4.1.14823.2.2.1.1.3.5.1	wlsxSwitchAccessPointStatsTable 1
apStatsChannel	1.3.6.1.4.1.14823.2.2.1.1.3.5.1.1	wlsxSwitchAccessPointStatsEntry 1
apChannelBwRate	1.3.6.1.4.1.14823.2.2.1.1.3.5.1.2	wlsxSwitchAccessPointStatsEntry 2
apChannelFrameRetryRate	1.3.6.1.4.1.14823.2.2.1.1.3.5.1.3	wlsxSwitchAccessPointStatsEntry 3
apChannelFrameLowSpeedRate	1.3.6.1.4.1.14823.2.2.1.1.3.5.1.4	wlsxSwitchAccessPointStatsEntry 4
apChannelFrameNonUnicastRate	1.3.6.1.4.1.14823.2.2.1.1.3.5.1.5	wlsxSwitchAccessPointStatsEntry 5
apChannelFrameFragmentationRate	1.3.6.1.4.1.14823.2.2.1.1.3.5.1.6	wlsxSwitchAccessPointStatsEntry 6
apChannelFrameReceiveErrorRate	1.3.6.1.4.1.14823.2.2.1.1.3.5.1.7	wlsxSwitchAccessPointStatsEntry 7
apBSSTxPackets	1.3.6.1.4.1.14823.2.2.1.1.3.5.1.8	wlsxSwitchAccessPointStatsEntry 8
apBSSTxBytes	1.3.6.1.4.1.14823.2.2.1.1.3.5.1.9	wlsxSwitchAccessPointStatsEntry 9
apBSSRxPackets	1.3.6.1.4.1.14823.2.2.1.1.3.5.1.10	wlsxSwitchAccessPointStatsEntry 10
apBSSRxBytes	1.3.6.1.4.1.14823.2.2.1.1.3.5.1.11	wlsxSwitchAccessPointStatsEntry 11
apBSSBwRate	1.3.6.1.4.1.14823.2.2.1.1.3.5.1.12	wlsxSwitchAccessPointStatsEntry 12
apBSSFrameRetryRate	1.3.6.1.4.1.14823.2.2.1.1.3.5.1.13	wlsxSwitchAccessPointStatsEntry 13
apBSSFrameLowSpeedRate	1.3.6.1.4.1.14823.2.2.1.1.3.5.1.14	wlsxSwitchAccessPointStatsEntry 14
apBSSFrameNonUnicastRate	1.3.6.1.4.1.14823.2.2.1.1.3.5.1.15	wlsxSwitchAccessPointStatsEntry 15
apBSSFrameFragmentationRate	1.3.6.1.4.1.14823.2.2.1.1.3.5.1.16	wlsxSwitchAccessPointStatsEntry 16
apBSSFrameReceiveErrorRate	1.3.6.1.4.1.14823.2.2.1.1.3.5.1.17	wlsxSwitchAccessPointStatsEntry 17

wlswSwitchAccessPointStatsEntry

Syntax	MxSwitchAccessPointStatsEntry
Max-Access	not-accessible
Status	current
Description	Access point stats entry.
Index	{ apBSSID }

apStatsChannel

Syntax	Integer(1..165)
Max-Access	read-only
Status	current
Description	Channel on which the access point is operating.

apChannelBwRate

Syntax	Integer32
Max-Access	read-only
Status	current
Description	Bandwidth rate in Kbps of the access point channel.

apChannelFrameRetryRate

Syntax	Integer32
Max-Access	read-only
Status	current
Description	Access point channel frame retry rate.

apChannelFrameLowSpeedRate

Syntax	Integer32
Max-Access	read-only
Status	current
Description	Access point channel frame low speed rate.

apChannelFrameNonUnicastRate

Syntax	Integer32
Max-Access	read-only
Status	current
Description	Access point channel frame non-unicast packet rate.

apChannelFrameFragmentationRate

Syntax	Integer32
Max-Access	read-only
Status	current
Description	Access point channel frame fragmentation rate.

apChannelFrameReceiveErrorRate

Syntax	Integer32
Max-Access	read-only
Status	current
Description	Access point channel frame receive error rate.

apBSSTxPackets

Syntax	Counter32
Max-Access	read-only
Status	current
Description	Total packets transmitted by the access point on this BSSID.

apBSSTxBytes

Syntax	Counter32
Max-Access	read-only
Status	current
Description	Total bytes transmitted by the access point on this BSSID.

apBSSRxPackets

Syntax	Counter32
Max-Access	read-only
Status	current
Description	Total packets received by the access point on this BSSID.

apBSSRxBytes

Syntax	Counter32
Max-Access	read-only
Status	current
Description	Total bytes received by the access point on this BSSID.

apBSSBwRate

Syntax	Integer32
Max-Access	read-only
Status	current
Description	Bandwidth rate in Kbps of the access point on this BSSID.

apBSSFrameRetryRate

Syntax	Integer32
Max-Access	read-only
Status	current
Description	Frame retry rate on this BSSID.

apBSSFrameLowSpeedRate

Syntax	Integer32
Max-Access	read-only
Status	current
Description	Frame low speed rate on this BSSID.

apBSSFrameNonUnicastRate

Syntax	Integer32
Max-Access	read-only
Status	current
Description	Frame non-unicast packet rate on this BSSID.

apBSSFrameFragmentationRate

Syntax	Integer32
Max-Access	read-only
Status	current
Description	Frame fragmentation rate on this BSSID.

apBSSFrameReceiveErrorRate

Syntax	Integer32
Max-Access	read-only
Status	current
Description	Frame receive error rate on this BSSID.

wlsxSwitchTraps Group

The objects of the wlsx Switch Traps group define the objects (variables) that may be returned with a trap listed in the swith traps (see [Table 79 on page 244](#)).

Table 78 *wlsxSwitchTraps OIDs*

Object	Object ID	
wlsxAuthServerName	1.3.6.1.4.1.14823.2.2.1.1.100.100.1	wlsxSwitchTrapObjectsGroup 1
wlsxAuthServerTimeout	1.3.6.1.4.1.14823.2.2.1.1.100.100.2	wlsxSwitchTrapObjectsGroup 2
wlsxFanNumber	1.3.6.1.4.1.14823.2.2.1.1.100.100.4	wlsxSwitchTrapObjectsGroup 4
wlsxLineCardNumber	1.3.6.1.4.1.14823.2.2.1.1.100.100.5	wlsxSwitchTrapObjectsGroup 5
wlsxVoltageType	1.3.6.1.4.1.14823.2.2.1.1.100.100.6	wlsxSwitchTrapObjectsGroup 6
wlsxVoltageValue	1.3.6.1.4.1.14823.2.2.1.1.100.100.7	wlsxSwitchTrapObjectsGroup 7
wlsxTemperatureValue	1.3.6.1.4.1.14823.2.2.1.1.100.100.8	wlsxSwitchTrapObjectsGroup 8
wlsxProcessName	1.3.6.1.4.1.14823.2.2.1.1.100.100.9	wlsxSwitchTrapObjectsGroup 9
wlsxStationMacAddress	1.3.6.1.4.1.14823.2.2.1.1.100.100.10	wlsxSwitchTrapObjectsGroup 10
wlsxStationBlackListReason	1.3.6.1.4.1.14823.2.2.1.1.100.100.11	wlsxSwitchTrapObjectsGroup 11
wlsxSpoofedIpAddress	1.3.6.1.4.1.14823.2.2.1.1.100.100.12	wlsxSwitchTrapObjectsGroup 12
wlsxSpoofedOldPhyAddress	1.3.6.1.4.1.14823.2.2.1.1.100.100.13	wlsxSwitchTrapObjectsGroup 13
wlsxSpoofedNewPhyAddress	1.3.6.1.4.1.14823.2.2.1.1.100.100.14	wlsxSwitchTrapObjectsGroup 14
wlsxDBName	1.3.6.1.4.1.14823.2.2.1.1.100.100.15	wlsxSwitchTrapObjectsGroup 15
wlsxDBUserName	1.3.6.1.4.1.14823.2.2.1.1.100.100.16	wlsxSwitchTrapObjectsGroup 16
wlsxDBIpAddress	1.3.6.1.4.1.14823.2.2.1.1.100.100.17	wlsxSwitchTrapObjectsGroup 17
wlsxDBType	1.3.6.1.4.1.14823.2.2.1.1.100.100.18	wlsxSwitchTrapObjectsGroup 18
wlsxVrID	1.3.6.1.4.1.14823.2.2.1.1.100.100.19	wlsxSwitchTrapObjectsGroup 19
wlsxVrMasterIp	1.3.6.1.4.1.14823.2.2.1.1.100.100.20	wlsxSwitchTrapObjectsGroup 20
wlsxVrrpOperState	1.3.6.1.4.1.14823.2.2.1.1.100.100.21	wlsxSwitchTrapObjectsGroup 21
wlsxApTxPower	1.3.6.1.4.1.14823.2.2.1.1.100.100.22	wlsxSwitchTrapObjectsGroup 22
wlsxESIServerGrpName	1.3.6.1.4.1.14823.2.2.1.1.100.100.23	wlsxSwitchTrapObjectsGroup 23
wlsxESIServerName	1.3.6.1.4.1.14823.2.2.1.1.100.100.24	wlsxSwitchTrapObjectsGroup 24
wlsxESIServerIpAddress	1.3.6.1.4.1.14823.2.2.1.1.100.100.25	wlsxSwitchTrapObjectsGroup 25
wlsxLicenseDaysRemaining	1.3.6.1.4.1.14823.2.2.1.1.100.100.26	wlsxSwitchTrapObjectsGroup 26
wlsxSlotNumber	1.3.6.1.4.1.14823.2.2.1.1.100.100.27	wlsxSwitchTrapObjectsGroup 27

wlsxAuthServerName

Syntax	DisplayString(Size(0..64))
Max-Access	read-only
Status	current
Description	This object is used in the traps to indicate the authentication server used for authentication.

wlsxAuthServerTimeout

Syntax	Integer32
Max-Access	read-only
Status	current
Description	This object is used in the traps to indicate the authentication server timeout.

wlsxFanNumber

Syntax	Integer32
Max-Access	read-only
Status	current
Description	This object is used in the traps to indicate a failing fan number.

wlsxLineCardNumber

Syntax	Integer32
Max-Access	read-only
Status	current
Description	This object is used in the traps to indicate a line card in the switch.

wlsxVoltageType

Syntax	DisplayString(Size(0..32))
Max-Access	read-only
Status	current
Description	This object is used in the traps to indicate the type of the voltage.

wlsxVoltageValue

Syntax	DisplayString(Size(0..10))
Max-Access	read-only
Status	current
Description	This object is used in the traps to indicate the voltage value in float.

wlsxTemperatureValue

Syntax	DisplayString(Size(0..64))
Max-Access	read-only
Status	current
Description	This object is used in the traps to indicate temperature value.

wlsxProcessName

Syntax	DisplayString(Size(0..64))
Max-Access	read-only
Status	current
Description	This object is used in the traps to indicate a process name.

wlsxStationMacAddress

Syntax	MacAddress
Max-Access	read-only
Status	current
Description	The physical address of the station.

wlsxStationBlackListReason

Syntax	Integer userDefined(1) mitmAttack(2) authFailure(3) pingFlood(4) sessionFlood(5) synFlood(6) sessionBlacklist(7) ipSpoofing(8) other(100)
Max-Access	read-only
Status	current
Description	The reason why a station is black listed.

wlsxSpoofedIpAddress

Syntax	IpAddress
Max-Access	read-only
Status	current
Description	This object is used in a trap to identify a spoofed IP address.

wlsxSpooferOldPhyAddress

Syntax	MacAddress
Max-Access	read-only
Status	current
Description	This object is used in a trap to identify a old MAC address.

wlsxSpooferNewPhyAddress

Syntax	MacAddress
Max-Access	read-only
Status	current
Description	This object is used in a trap to identify a new MAC address.

wlsxDBName

Syntax	DisplayString(Size(0..64))
Max-Access	read-only
Status	current
Description	This object is used in a trap to identify name of the database.

wlsxDBUserName

Syntax	DisplayString(Size(0..64))
Max-Access	read-only
Status	current
Description	This object is used in a trap to identify name of the database user.

wlsxDBIpAddress

Syntax	IpAddress
Max-Access	read-only
Status	current
Description	This object is used in a trap to identify the IP address of the DB.

wlsxDBType

Syntax	Integer mssql(1) mysql(2)
Max-Access	read-only
Status	current
Description	This object is used in a trap to identify the port of the user.

wlsxVrID

Syntax	Integer32
Max-Access	read-only
Status	current
Description	This object contains the virtual router identifier.

wlsxVrMasterIp

Syntax	IpAddress
Max-Access	read-only
Status	current
Description	This object contains the master IP address.

wlsxVrrpOperState

Syntax	Integer initialize(1) backup(2) master(3)
Max-Access	read-only
Status	current
Description	This object represents the VRRP operational state.

wlsxApTxPower

Syntax	Integer32
Max-Access	read-only
Status	current
Description	This object contains the value of the AP transmit power.

wlsxESIServerGrpName

Syntax	DisplayString(Size(0..64))
Max-Access	read-only
Status	current
Description	This object represents the External Services Interface (ESI) Server Group name.

wlsxESIServerName

Syntax	DisplayString(Size(0..64))
Max-Access	read-only
Status	current
Description	This object represents the External Services Interface (ESI) Server name.

wlsxESIServerIpaddress

Syntax	IpAddress
Max-Access	read-only
Status	current
Description	This object represents the External Services Interface (ESI) Server IP address.

wlsxLicenseDaysRemaining

Syntax	Integer32
Max-Access	read-only
Status	current
Description	This object represents number of the days remaining prior to a license expiry.
History	Added in AOS-W 2.3.

wlsxSlotNumber

Syntax	Integer32
Max-Access	read-only
Status	current
Description	This object is used in the traps to indicate a line card in the switch. This value matches the value of sysExtCardSlot.
History	Added in AOS-W 2.3.

Switch Traps–Notifications

Notification provides an acknowledge to the device that sent the trap message.

Table 79 Switch Trap Notification OIDs

Object	Object OID	
wlsxSwitchIPChanged	1.3.6.1.4.1.14823.2.2.1.1.100.1001	wlsxSwitchTraps 1001
wlsxSwitchRoleChange	1.3.6.1.4.1.14823.2.2.1.1.100.1002	wlsxSwitchTraps 1002
wlsxUserEntryCreated	1.3.6.1.4.1.14823.2.2.1.1.100.1003	wlsxSwitchTraps 1003
wlsxUserEntryDeleted	1.3.6.1.4.1.14823.2.2.1.1.100.1004	wlsxSwitchTraps 1004
wlsxUserEntryAuthenticated	1.3.6.1.4.1.14823.2.2.1.1.100.1005	wlsxSwitchTraps 1005
wlsxUserEntryDeAuthenticated	1.3.6.1.4.1.14823.2.2.1.1.100.1006	wlsxSwitchTraps 1006
wlsxUserAuthenticationFailed	1.3.6.1.4.1.14823.2.2.1.1.100.1007	wlsxSwitchTraps 1007
wlsxAuthServerReqTimedOut	1.3.6.1.4.1.14823.2.2.1.1.100.1008	wlsxSwitchTraps 1008
wlsxAuthServerTimedOut	1.3.6.1.4.1.14823.2.2.1.1.100.1009	wlsxSwitchTraps 1009
wlsxAuthServerIsUp	1.3.6.1.4.1.14823.2.2.1.1.100.1010	wlsxSwitchTraps 1010
wlsxAuthMaxUserEntries	1.3.6.1.4.1.14823.2.2.1.1.100.1011	wlsxSwitchTraps 1011
wlsxAuthMaxAclEntries	1.3.6.1.4.1.14823.2.2.1.1.100.1012	wlsxSwitchTraps 1012
wlsxAuthMaxBWContracts	1.3.6.1.4.1.14823.2.2.1.1.100.1013	wlsxSwitchTraps 1013
wlsxPowerSupplyFailure	1.3.6.1.4.1.14823.2.2.1.1.100.1014	wlsxSwitchTraps 1014
wlsxFanFailure	1.3.6.1.4.1.14823.2.2.1.1.100.1015	wlsxSwitchTraps 1015
wlsxOutOfRangeVoltage	1.3.6.1.4.1.14823.2.2.1.1.100.1016	wlsxSwitchTraps 1016
wlsxOutOfRangeTemperature	1.3.6.1.4.1.14823.2.2.1.1.100.1017	wlsxSwitchTraps 1017
wlsxLCInserted	1.3.6.1.4.1.14823.2.2.1.1.100.1018	wlsxSwitchTraps 1018
wlsxSCInserted	1.3.6.1.4.1.14823.2.2.1.1.100.1019	wlsxSwitchTraps 1019
wlsxGBICInserted	1.3.6.1.4.1.14823.2.2.1.1.100.1020	wlsxSwitchTraps 1020
wlsxProcessDied	1.3.6.1.4.1.14823.2.2.1.1.100.1021	wlsxSwitchTraps 1021
wlsxProcessExceedsMemoryLimits	1.3.6.1.4.1.14823.2.2.1.1.100.1022	wlsxSwitchTraps 1022
wlsxLowOnFlashSpace	1.3.6.1.4.1.14823.2.2.1.1.100.1023	wlsxSwitchTraps 1023
wlsxLowMemory	1.3.6.1.4.1.14823.2.2.1.1.100.1024	wlsxSwitchTraps 1024
wlsxFanTrayRemoved	1.3.6.1.4.1.14823.2.2.1.1.100.1025	wlsxSwitchTraps 1025
wlsxLCRemoved	1.3.6.1.4.1.14823.2.2.1.1.100.1026	wlsxSwitchTraps 1026
wlsxLCRemoved	1.3.6.1.4.1.14823.2.2.1.1.100.1027	wlsxSwitchTraps 1027
wlsxSCRemoved	1.3.6.1.4.1.14823.2.2.1.1.100.1028	wlsxSwitchTraps 1028
wlsxPowerSupplyMissing	1.3.6.1.4.1.14823.2.2.1.1.100.1029	wlsxSwitchTraps 1029
wlsxAccessPointsUp	1.3.6.1.4.1.14823.2.2.1.1.100.1030	wlsxSwitchTraps 1030
wlsxAccessPointsDown	1.3.6.1.4.1.14823.2.2.1.1.100.1031	wlsxSwitchTraps 1031
wlsxCoverageHoleDetected	1.3.6.1.4.1.14823.2.2.1.1.100.1032	wlsxSwitchTraps 1032

Table 79 *Switch Trap Notification OIDs (Continued)*

Object	Object OID	
wlsxChannelChanged	1.3.6.1.4.1.14823.2.2.1.1.100.1033	wlsxSwitchTraps 1033
wlsxStationAddedToBlackList	1.3.6.1.4.1.14823.2.2.1.1.100.1034	wlsxSwitchTraps 1034
wlsxStationRemovedFromBlackList	1.3.6.1.4.1.14823.2.2.1.1.100.1035	wlsxSwitchTraps 1035
wlsxIpspoofingDetected	1.3.6.1.4.1.14823.2.2.1.1.100.1036	wlsxSwitchTraps 1036
wlsxDBCommunicationFailure	1.3.6.1.4.1.14823.2.2.1.1.100.1037	wlsxSwitchTraps 1037
wlsxVrrpStateChange	1.3.6.1.4.1.14823.2.2.1.1.100.1038	wlsxSwitchTraps 1038
wlsxAPRadioAttributesChanged	1.3.6.1.4.1.14823.2.2.1.1.100.1039	wlsxSwitchTraps 1039
wlsxESIServerUp	1.3.6.1.4.1.14823.2.2.1.1.100.1040	wlsxSwitchTraps 1040
wlsxESIServerDown	1.3.6.1.4.1.14823.2.2.1.1.100.1041	wlsxSwitchTraps 1041
wlsxLicenseExpiry	1.3.6.1.4.1.14823.2.2.1.1.100.1042	wlsxSwitchTraps 1042

wlsxSwitchIPChanged

Objects	{ wlsxSwitchIp }
Status	current
Description	A trap which indicates that the switch IP address has changed.

wlsxSwitchRoleChange

Objects	{ wlsxSwitchRole }
Status	current
Description	A trap which indicates that the role of the switch has changed in the domain—authentication traps.

wlsxUserEntryCreated

Objects	{ userPhyAddress }
Status	current
Description	A trap which indicates that a new user is created.

wlsxUserEntryDeleted

Objects	{ userPhyAddress }
Status	current
Description	A trap which indicates that a user is deleted.

wlsxUserEntryAuthenticated

Objects	{ userPhyAddress, userName, userAuthenticationMethod, userRole }
Status	current
Description	A trap which indicates that a user is authenticated.

wlsxUserEntryDeAuthenticated

Objects	{ userPhyAddress }
Status	current
Description	A trap which indicates that a user is deauthenticated.

wlsxUserAuthenticationFailed

Objects	{ userPhyAddress }
Status	current
Description	A trap which indicates that a user authentication has failed.

wlsxAuthServerReqTimedOut

Objects	{ wlsxAuthServerName }
Status	current
Description	A trap which indicates that the authentication server request timed out.

wlsxAuthServerTimedOut

Objects	{ wlsxAuthServerName, wlsxAuthServerTimeout }
Status	current
Description	A trap which indicates that the authentication server timed out.

wlsxAuthServerIsUp

Objects	{ wlsxAuthServerName }
Status	current
Description	A trap which indicates that the authentication server is up.

wlsxAuthMaxUserEntries

Status	current
Description	A trap which indicates that the user entries table is full and cannot add any more entries.

wlsxAuthMaxAclEntries

Status	current
Description	A trap which indicates that the ACL entries table is full and cannot add any more entries.

wlsxAuthMaxBWContracts

Status	current
Description	A trap which indicates that the switch reached the maximum number of configurable bandwidth contracts.

Platform Traps

wlsxPowerSupplyFailure

Status	current
Description	A trap which indicates that the power supply has failed.

wlsxFanFailure

Objects	{ wlsxFanNumber }
Status	current
Description	A trap which indicates that the fan has failed.

wlsxOutOfRangeVoltage

Objects	{ wlsxVoltageType, wlsxVoltageValue }
Status	current
Description	A trap which indicates that the switch received out-of-range voltage.

wlsxOutOfRangeTemperature

Objects	{ wlsxTemperatureValue }
Status	current
Description	A trap which indicates that the temperature is out of bounds.

wlsxLCInserted

Objects	{ wlsxLineCardNumber, wlsxSlotNumber }
Status	current
Description	A trap which indicates that a line card is inserted.

wlsxSCInserted

Status	current
Description	A trap which indicates that a supervisory card is inserted.

wlsxGBICInserted

Status	current
Description	A trap which indicates that a GBIC is inserted in a line card.

wlsxProcessDied

Objects	{ wlsxProcessName }
Status	current
Description	A trap which indicates that a process has died.

wlsxProcessExceedsMemoryLimits

Objects	{ wlsxProcessName }
Status	current
Description	A trap which indicates that a process is consuming large amounts of memory.

wlsxLowOnFlashSpace

Status	current
Description	A trap which indicates that the switch is running low on flash space.

wlsxLowMemory

Status	current
Description	A trap which indicates that the system free memory is low.

wlsxFanTrayRemoved

Status	current
Description	A trap which indicates that the fan tray is removed.

wlsxLCRemoved

Status	current
Description	A trap which indicates that the fan tray is removed.

Objects	{ wlsxLineCardNumber, wlsxSlotNumber }
Status	current
Description	A trap which indicates that a line card is removed.

wlsxSCRemoved

Status	current
Description	A trap which indicates that a supervisory card is removed.

wlsxPowerSupplyMissing

Status	current
Description	A trap which indicates that the power supply is missing.

wlsxAccessPointsUp

Objects	{ apLocation, apIpAddress }
Status	current
Description	Access point up trap—a trap which indicates that an access point at location apLocation and address apIpAddress is up.

wlsxAccessPointsDown

Objects	{ apLocation, apIpAddress }
Status	current
Description	Access point down trap—a trap which indicates that an access point at location apLocation and address apIpAddress is down.

wlsxCoverageHoleDetected

Objects	{ apLocation, apIpAddress, wlsxStationMacAddress }
Status	current
Description	A trap which indicates that an access point at location apLocation and address apIpAddress has detected a coverage hole.

wlsxChannelChanged

Objects	{ apLocation, apIpAddress, apCurrentChannel }
Status	deprecated
Description	A trap which indicates that an access point at location apLocation and address apIpAddress has changed the channel to apCurrentChannel.

wlsxStationAddedToBlackList

Objects	{ wlsxStationMacAddress, wlsxStationBlackListReason }
Status	current
Description	A trap which indicates that a station with address wlsxStationMacAddress is black listed for wlsxStationBlackListReason reason.

wlsxStationRemovedFromBlackList

Objects	{ wlsxStationMacAddress }
Status	current
Description	A trap which indicates that a station with address wlsxStationMacAddress is removed from black list.

wlsxIpSpoofingDetected

Objects	{ wlsxSpoofedIpAddress, wlsxSpoofedOldPhyAddress, wlsxSpoofedNewPhyAddress }
Status	current
Description	A trap indicating that the switch detected IP spoofing.

wlsxDBCommunicationFailure

Objects	{ wlsxDBName, wlsxDBUserName, wlsxDBIpAddress, wlsxDBType }
Status	current
Description	A trap to indicate that communication with database failed.

wlsxVrrpStateChange

Objects	{ wlsxVrID, wlsxVrMasterIp, wlsxVrrpOperState }
Status	current
Description	A trap which indicates that VRRP state has changed on the switch.

wlsxAPRadioAttributesChanged

Objects	{ apLocation, apIpAddress, apCurrentChannel, wlsxApTxPower }
Status	current
Description	A trap which indicates changes in the radio attributes of an access point at location apLocation and address apIpAddress. <ul style="list-style-type: none">• Ap channel is apCurrentChannel• Transmit power is apTxPower

wlsxESIServerUp

Objects	{ wlsxESIServerGrpName, wlsxESIServerName, wlsxESIServerIpaddress }
Status	current
Description	A trap which indicates that a ESI server <wlsxESIServerName> in group <wlsxESIServerGrpName> with <wlsxESIServerIpaddress> is up.

wlsxESIServerDown

Objects	{ wlsxESIServerGrpName, wlsxESIServerName, wlsxESIServerIpaddress }
Status	current
Description	A trap which indicates that a ESI server <wlsxESIServerName> in group <wlsxESIServerGrpName> with <wlsxESIServerIpaddress> is down.

wlsxLicenseExpiry

Objects	{ wlsxLicenseDaysRemaining }
Status	current
Description	A trap which indicates that one or more licenses on the switch will expire in <wlsxLicenseDaysRemaining> days.

IPv6 Authentication Traps

wlsxUser6EntryCreated

Objects	{ user6PhyAddress }
Status	current
Description	A trap which indicates that a New user is created.
History	Added in AOS-W 3.3.0.0.

wlsxUser6EntryDeleted

Objects	{ user6PhyAddress }
Status	current
Description	A trap which indicates that a user is deleted.
History	Added in AOS-W 3.3.0.0.

wlsxUser6EntryAuthenticated

Objects	{ user6PhyAddress, user6Name, user6AuthenticationMethod, user6Role }
Status	current
Description	A trap which indicates that a user is Authenticated.
History	Added in AOS-W 3.3.0.0.

wlsxUser6EntryDeAuthenticated

Objects	{ user6PhyAddress }
Status	current
Description	A trap which indicates that a user is Deauthenticated.
History	Added in AOS-W 3.3.0.0.

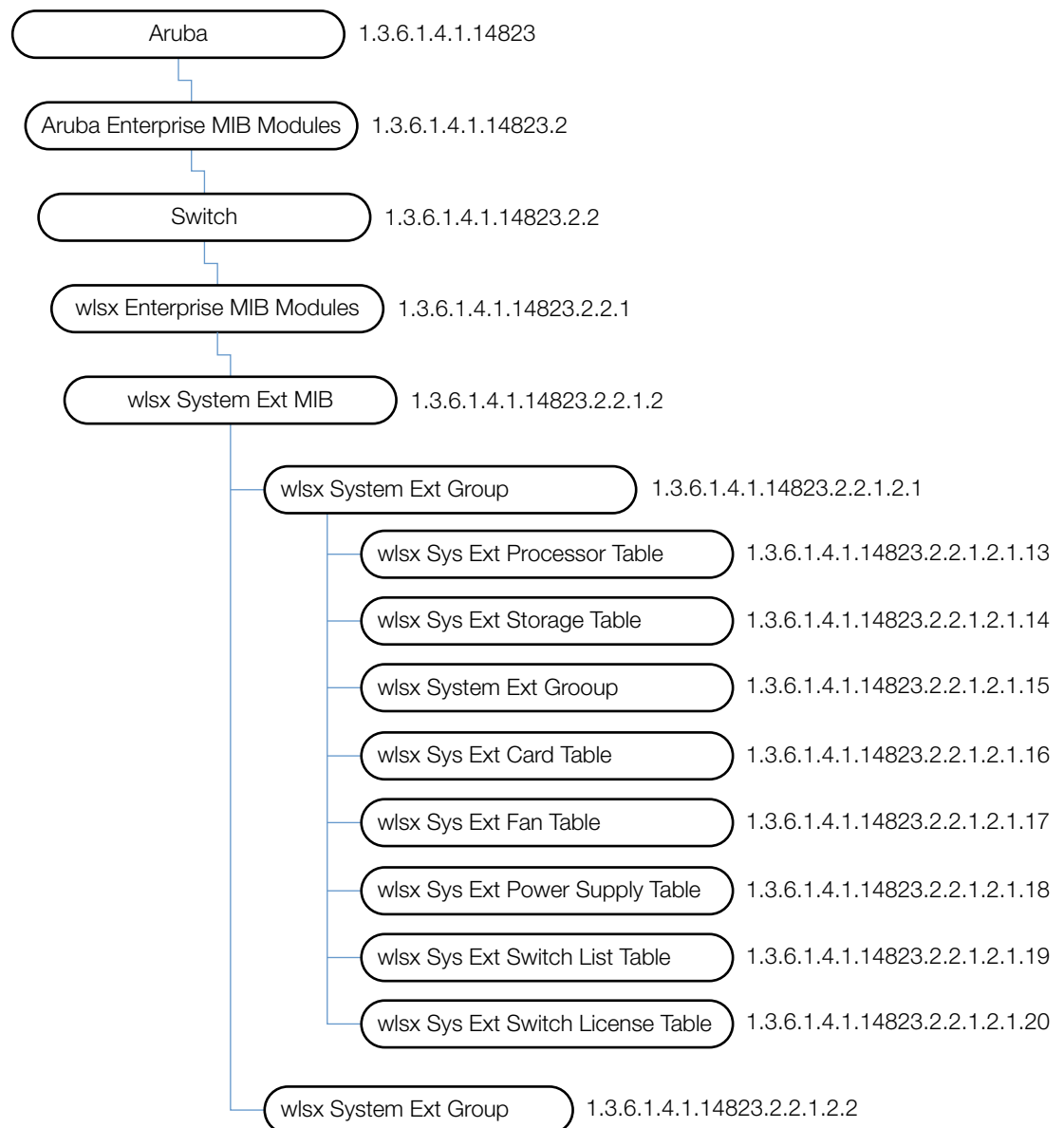
wlsxUser6AuthenticationFailed

Objects	{ user6PhyAddress }
Status	current
Description	A trap which indicates that a user authentication has failed.
History	Added in AOS-W 3.3.0.0.

The System External module provides information about resource usages such as memory and CPU.

Figure 15 shows the architecture of the System External MIB relative to 1.3.6.1.4.1.14823 (iso.org.dod.internet.private.enterprise.aruba). The System External MIBs are listed in the file *aruba-systemext.my*. For information about downloading Alcatel-Lucent MIB files, see [Downloading MIB Files on page 23](#).

Figure 15 Stem Ext Hierarchy



The System EXT MIB contains the following tables. The objects of each table are described in the following sections.

Table 80 System External Group Tables

Table	Description
wlsxSysExtProcessorTable	The table of processors contained by the switch.
wlsxSysExtStorageTable	The table of storage devices contained by the switch.
wlsxSysExtMemoryTable	The memory status of the switch.
wlsxSysExtCardTable	The table of hardware modules in the switch.
wlsxSysExtFanTable	The table of all the fans in the switch.
wlsxSysExtPowerSupplyTable	The table of power supplies in the switch.
wlsxSysExtSwitchListTable	This table lists all the switches in the Alcatel-Lucent Domain. It is populated <i>only</i> on the master switch. Local switches return empty tables.
wlsxSysExtSwitchLicenseTable	This table lists all licenses installed on the switch.
wlsxSystemExtTableGenNumberGroup	This group lists the modifications that occurred since the last reboot.

wlsxSystemExtMIB

This MIB module defines MIB objects which provide system-level information about switches.

wlsxSysExtSwitchIp

Syntax	IpAddress
Max-Access	read-only
Status	current
Description	Switch IP as configured by the user. This IP address uniquely identifies the switch.
History	Added in AOS-W 2.3.

wlsxSysExtHostname

Syntax	DisplayString (Size(1..32))
Max-Access	read-only
Status	current
Description	Name of the switch.
History	Added in AOS-W 2.3.

wlsxSysExtModelName

Syntax	DisplayString (Size(1..32))
Max-Access	read-only
Status	current
Description	Model name of the switch.
History	Added in AOS-W 2.3.

wlsxSysExtSwitchRole

Syntax	ArubaSwitchRole
Max-Access	read-only
Status	current
Description	Role of this switch in the Alcatel-Lucent Switch Domain.
History	Added in AOS-W 2.3.

wlsxSysExtSwitchMasterIp

Syntax	IpAddress
Max-Access	read-only
Status	current
Description	Switch IP of the master switch.
History	Added in AOS-W 2.3. Update in AOS-W 3.2.0.0.—description.

wlsxSysExtSwitchDate

Syntax	DisplayString(Size(0..64))
Max-Access	read-write
Status	current
Description	System notion of the local date and time of day.
History	Added in AOS-W 2.3.

wlsxSysExtSwitchBaseMacaddress

Syntax	MacAddress
Max-Access	read-only
Status	current
Description	The base MAC address of the switch.
History	Added in AOS-W 2.3.

wlsxSysExtFanTrayAssemblyNumber

Syntax	DisplayString(Size(0..64))
Max-Access	read-only
Status	current
Description	Assembly number of the fan tray.
History	Added in AOS-W 2.3.

wlsxSysExtFanTraySerialNumber

Syntax	DisplayString(Size(0..64))
Max-Access	read-only
Status	current
Description	Serial number of the fan tray.
History	Added in AOS-W 2.3.

wlsxSysExtInternalTemperature

Syntax	DisplayString(Size(0..64))
Max-Access	read-only
Status	current
Description	Internal temperature in the switch.
History	Added in AOS-W 2.3.

wlsxSysExtLicenseSerialNumber

Syntax	DisplayString(Size(0..64))
Max-Access	read-only
Status	current
Description	The license serial number of the switch.
History	Added in AOS-W 2.3.

wlsxSysExtSwitchLicenseCount

Syntax	Integer32
Max-Access	read-only
Status	current
Description	The number of licenses installed on the switch.
History	Added in AOS-W 2.3.

wlsxSysExtMMSCompatLevel

Syntax	Integer32
Max-Access	read-only
Status	current
Description	Lists the compatibility level of this switch with the MMS.
History	Added in version 3.1

wlsxSysExtMMSConfigID

Syntax	Integer32
Max-Access	read-only
Status	current
Description	This object represents the value of the MMS Configuration ID in the switch.
History	Added in version 3.1

wlsxSysExtControllerConfigID

Syntax	Integer32
Max-Access	read-only
Status	current
Description	This object represents the value of the switch's Configuration ID.
History	Added in version 2.5

wlsxSysExtIsMMSConfigUpdateEnabled

Syntax	TruthValue
Max-Access	read-only
Status	current
Description	This object indicates whether the switch is configured to accept configuration snapshots from MMS.
History	Added in version 2.5

wlsxSysExtSwitchLastReload

Syntax	DisplayString(Size(0..128))
Max-Access	read-only
Status	current
Description	The reason for the last switch reload.
History	Added in version 2.5

wlsxSysExtLastStatsReset

Syntax	TimeTicks
Max-Access	read-only
Status	current
Description	Last time switch stats was reset.
History	Added in version 3.2

wlsxSysExtProcessorTable

The objects of the wlsx System External Process table list all the processors and the corresponding loads.

Table 81 *wlsxSysExtProcessorTable OIDs*

Object	Object ID	
wlsxSysExtProcessorEntry	1.3.6.1.4.1.14823.2.2.1.2.1.13.1	wlsxSysExtProcessorTable 1
sysExtProcessorID	1.3.6.1.4.1.14823.2.2.1.2.1.13.1.1	wlsxSysExtProcessorEntry 1
sysExtProcessorDescr	1.3.6.1.4.1.14823.2.2.1.2.1.13.1.2	wlsxSysExtProcessorEntry 2
sysExtProcessorLoad	1.3.6.1.4.1.14823.2.2.1.2.1.13.1.3	wlsxSysExtProcessorEntry 3

wlsxSysExtProcessorEntry

Syntax	wlsxSysExtProcessorEntry
Max-Access	not-accessible
Status	current
Description	An entry for one processor contained by the switch.
History	Added in AOS-W 2.3.

sysExtProcessorID

Syntax	Integer32
Max-Access	not-accessible
Status	current
Description	Processor index.
History	Added in AOS-W 2.3.

sysExtProcessorDescr

Syntax	DisplayString(Size(0..64))
Max-Access	read-only
Status	current
Description	Description of the processor.
History	Added in AOS-W 2.3.

sysExtProcessorLoad

Syntax	Integer32 (0..100)
Max-Access	read-only
Status	current
Description	The average over the last minute of the percentage of time that this processor was not idle.
History	Added in AOS-W 2.3.

wlsxSysExtStorageTable

The objects of the wlsx System External Storage table provide information of the storage devices in the switch.

Table 82 *wlsxSysExtStorageTable OIDs*

Object	Object ID	
wlsxSysExtStorageEntry	1.3.6.1.4.1.14823.2.2.1.2.1.14.1	wlsxSysExtStorageTable 1
sysExtStorageIndex	1.3.6.1.4.1.14823.2.2.1.2.1.14.1.1	wlsxSysExtStorageEntry 1
sysExtStorageType	1.3.6.1.4.1.14823.2.2.1.2.1.14.1.2	wlsxSysExtStorageEntry 2
sysExtStorageSize	1.3.6.1.4.1.14823.2.2.1.2.1.14.1.3	wlsxSysExtStorageEntry 3
sysExtStorageUsed	1.3.6.1.4.1.14823.2.2.1.2.1.14.1.4	wlsxSysExtStorageEntry 4
sysExtStorageName	1.3.6.1.4.1.14823.2.2.1.2.1.14.1.5	wlsxSysExtStorageEntry 5

wlsxSysExtStorageEntry

Syntax	wlsxSysExtStorageEntry
Max-Access	not-accessible
Status	current
Description	An entry for one long-term storage device contained by the switch.
History	Added in AOS-W 2.3.

sysExtStorageIndex

Syntax	Integer32
Max-Access	not-accessible
Status	current
Description	Index of the table.
History	Added in AOS-W 2.3.

sysExtStorageType

Syntax	Integer ram(1) flashMemory(2)
Max-Access	read-only
Status	current
Description	Type of the storage.
History	Added in AOS-W 2.3.

sysExtStorageSize

Syntax	Integer32
Max-Access	read-only
Status	current
Description	Total size of the storage file system in MB.
History	Added in AOS-W 2.3.

sysExtStorageUsed

Syntax	Integer32
Max-Access	read-only
Status	current
Description	Used storage in MB.
History	Added in AOS-W 2.3.

sysExtStorageName

Syntax	DisplayString(Size(0..64))
Max-Access	read-only
Status	current
Description	Name of the storage file system.
History	Added in AOS-W 2.3.

wlsxSysExtMemoryTable

The objects of the wlsx System External Memory table describe the memory utilization of the switch.

Object	Object ID	
wlsxSysExtMemoryEntry	1.3.6.1.4.1.14823.2.2.1.2.1.15.1	wlsxSysExtMemoryTable 1
sysExtMemoryIndex	1.3.6.1.4.1.14823.2.2.1.2.1.15.1.1	wlsxSysExtMemoryEntry 1
sysExtMemorySize	1.3.6.1.4.1.14823.2.2.1.2.1.15.1.2	wlsxSysExtMemoryEntry 2
sysExtMemoryUsed	1.3.6.1.4.1.14823.2.2.1.2.1.15.1.3	wlsxSysExtMemoryEntry 3
sysExtMemoryFree	1.3.6.1.4.1.14823.2.2.1.2.1.15.1.4	wlsxSysExtMemoryEntry 4

wlsxSysExtMemoryEntry

Syntax	wlsxSysExtMemoryEntry
Max-Access	not-accessible
Status	current
Description	An entry for one memory region on the switch. Currently, only the control processor memory is monitored.
History	Added in AOS-W 2.3. Update in AOS-W 3.2.0.0.—description.

sysExtMemoryIndex

Syntax	Integer32
Max-Access	not-accessible
Status	current
Description	Index of the table.
History	Added in AOS-W 2.3.

sysExtMemorySize

Syntax	Integer32
Max-Access	read-only
Status	current
Description	Total memory in KB.
History	Added in AOS-W 2.3.

sysExtMemoryUsed

Syntax	Integer32
Max-Access	read-only
Status	current
Description	Used memory in KB.
History	Added in AOS-W 2.3.

sysExtMemoryFree

Syntax	Integer32
Max-Access	read-only
Status	current
Description	Free memory in KB.
History	Added in AOS-W 2.3.

wlsxSysExtCardTable

The objects of the wlsx System External Card table list the different hardware modules in the switch.

Table 83 *wlsxSysExtCardTable*

Objects	Object ID	
wlsxSysExtCardEntry	1.3.6.1.4.1.14823.2.2.1.2.1.16.1	wlsxSysExtCardTable 1
sysExtCardSlot	1.3.6.1.4.1.14823.2.2.1.2.1.16.1.1	wlsxSysExtCardEntry 1
sysExtCardNumOfPorts	1.3.6.1.4.1.14823.2.2.1.2.1.16.1.2	wlsxSysExtCardEntry 2
sysExtCardNumOfPorts	1.3.6.1.4.1.14823.2.2.1.2.1.16.1.3	wlsxSysExtCardEntry 3
sysExtCardNumOfFastethernetPorts	1.3.6.1.4.1.14823.2.2.1.2.1.16.1.4	wlsxSysExtCardEntry 4
sysExtCardNumOfGigPorts	1.3.6.1.4.1.14823.2.2.1.2.1.16.1.5	wlsxSysExtCardEntry 5
sysExtCardSerialNo	1.3.6.1.4.1.14823.2.2.1.2.1.16.1.6	wlsxSysExtCardEntry 6
sysExtCardAssemblyNo	1.3.6.1.4.1.14823.2.2.1.2.1.16.1.7	wlsxSysExtCardEntry 7
sysExtCardManufacturingDate	1.3.6.1.4.1.14823.2.2.1.2.1.16.1.8	wlsxSysExtCardEntry 8
sysExtCardHwRevision	1.3.6.1.4.1.14823.2.2.1.2.1.16.1.9	wlsxSysExtCardEntry 9
sysExtCardFpgaRevision	1.3.6.1.4.1.14823.2.2.1.2.1.16.1.10	wlsxSysExtCardEntry 10
sysExtCardSwitchChip	1.3.6.1.4.1.14823.2.2.1.2.1.16.1.11	wlsxSysExtCardEntry 11
sysExtCardStatus	1.3.6.1.4.1.14823.2.2.1.2.1.16.1.12	wlsxSysExtCardEntry 12
sysExtCardUserSlot	1.3.6.1.4.1.14823.2.2.1.2.1.16.1.13	wlsxSysExtCardEntry 13

wlsxSysExtCardEntry

Syntax	wlsxSysExtCardEntry
Max-Access	not-accessible
Status	current
Description	An entry for one hardware module in the switch.
History	Added in AOS-W 2.3.

sysExtCardSlot

Syntax	Integer32
Max-Access	not-accessible
Status	current
Description	Slot in which this card is located, offset by one. For the user-visible slot number, see sysExtCardUserSlot.
History	Added in AOS-W 2.3.

sysExtCardType

Syntax	ArubaCardType
Max-Access	read-only
Status	current
Description	Type of the card.
History	Added in AOS-W 2.3.

sysExtCardNumOfPorts

Syntax	Integer32
Max-Access	read-only
Status	current
Description	Number of data ports on the card.
History	Added in AOS-W 2.3.

sysExtCardNumOfFastethernetPorts

Syntax	Integer32
Max-Access	read-only
Status	current
Description	Number of fast ethernet ports on the card.
History	Added in AOS-W 2.3.

sysExtCardNumOfGigPorts

Syntax	Integer32
Max-Access	read-only
Status	current
Description	Number of gigabit ethernet ports on the card.
History	Added in AOS-W 2.3.

sysExtCardSerialNo

Syntax	DisplayString(Size(0..64))
Max-Access	read-only
Status	current
Description	Serial number of the card.
History	Added in AOS-W 2.3.

sysExtCardAssemblyNo

Syntax	DisplayString(Size(0..64))
Max-Access	read-only
Status	current
Description	Assembly number of the card.
History	Added in AOS-W 2.3.

sysExtCardManufacturingDate

Syntax	DisplayString
Max-Access	read-only
Status	current
Description	Card manufacturing date.
History	Added in AOS-W 2.3.

sysExtCardHwRevision

Syntax	DisplayString(Size(0..64))
Max-Access	read-only
Status	current
Description	Hardware revision of the card.
History	Added in AOS-W 2.3.

sysExtCardFpgaRevision

Syntax	DisplayString(Size(0..64))
Max-Access	read-only
Status	current
Description	FPGA revision number.
History	Added in AOS-W 2.3.

sysExtCardSwitchChip

Syntax	DisplayString(Size(0..64))
Max-Access	read-only
Status	current
Description	Switching chip version.
History	Added in AOS-W 2.3.

sysExtCardStatus

Syntax	ArubaActiveState
Max-Access	read-only
Status	current
Description	Status of the card.
History	Added in AOS-W 2.3.

sysExtCardUserSlot

Syntax	Integer32
Max-Access	read-only
Status	current
Description	User-visible (zero-based) slot number.
History	Added in AOS-W 2.3.

wlsxSysExtFanTable

The objects of the wlsx System External Fan table list the fans of the switch.

Table 84 *wlsxSysExtFanTable* OID

Object	Object ID	
wlsxSysExtFanEntry	1.3.6.1.4.1.14823.2.2.1.2.1.17.1	wlsxSysExtFanTable 1
sysExtFanIndex	1.3.6.1.4.1.14823.2.2.1.2.1.17.1	wlsxSysExtFanEntry 1
sysExtFanStatus	1.3.6.1.4.1.14823.2.2.1.2.1.17.2	wlsxSysExtFanEntry 2

wlsxSysExtFanEntry

Syntax	wlsxSysExtFanEntry
Max-Access	not-accessible
Status	current
Description	An entry for one fan.
History	Added in AOS-W 2.3.

sysExtFanIndex

Syntax	Integer32
Max-Access	not-accessible
Status	current
Description	Index of the table.
History	Added in AOS-W 2.3.

sysExtFanStatus

Syntax	ArubaActiveState
Max-Access	read-only
Status	current
Description	Status of the fan.
History	Added in AOS-W 2.3.

wlsxSysExtPowerSupplyTable

The objects of the wlsx Sys External Power Supply table list the power supplies in the switch.

Syntax	Sequence Of wlsxSysExtPowerSupplyEntry
Max-Access	not-accessible
Status	current
Description	The table of power supplies in the switch.
History	Added in AOS-W 2.3.

Table 85 *wlsxSysExtPowerSupplyTable*

Object	Object ID	
wlsxSysExtPowerSupplyEntry	1.3.6.1.4.1.14823.2.2.1.2.1.18.1	wlsxSysExtPowerSupplyTable 1
sysExtPowerSupplyIndex	1.3.6.1.4.1.14823.2.2.1.2.1.18.1.1	wlsxSysExtPowerSupplyEntry 1
sysExtPowerSupplyStatus	1.3.6.1.4.1.14823.2.2.1.2.1.18.1.2	wlsxSysExtPowerSupplyEntry 2

wlsxSysExtPowerSupplyEntry

Syntax	wlsxSysExtPowerSupplyEntry
Max-Access	not-accessible
Status	current
Description	An entry for one power supply.
History	Added in AOS-W 2.3.

sysExtPowerSupplyIndex

Syntax	Integer32
Max-Access	not-accessible
Status	current
Description	Index of the table.
History	Added in AOS-W 2.3.

sysExtPowerSupplyStatus

Syntax	ArubaActiveState
Max-Access	read-only
Status	current
Description	Status of the power supply.
History	Added in AOS-W 2.3.

wlsxSysExtSwitchListTable

The objects of the wlsx System External Switch List table contain all the switches in the domain. This table is only valid when queried from the master switch.

Syntax	Sequence Of wlsxSysExtSwitchListEntry
Max-Access	not-accessible
Status	current
Description	This table will list all the switches in the Alcatel-Lucent Switch Domain. It will be populated only on the master switch. Local switches return empty table.

Table 86 *wlsxSysExtSwitchListTable* OIDs

Object	Object ID	
wlsxSysExtSwitchListEntry	1.3.6.1.4.1.14823.2.2.1.2.1.19.1	wlsxSysExtSwitchListTable 1
sysExtSwitchIPAddress	1.3.6.1.4.1.14823.2.2.1.2.1.19.1.1	wlsxSysExtSwitchListEntry 1
sysExtSwitchRole	1.3.6.1.4.1.14823.2.2.1.2.1.19.1.2	wlsxSysExtSwitchListEntry 2
sysExtSwitchLocation	1.3.6.1.4.1.14823.2.2.1.2.1.19.1.3	wlsxSysExtSwitchListEntry 3

Table 86 *wlsxSysExtSwitchListTable OIDs (Continued)*

Object	Object ID	
sysExtSwitchSWVersion	1.3.6.1.4.1.14823.2.2.1.2.1.19.1.4	wlsxSysExtSwitchListEntry 4
sysExtSwitchStatus	1.3.6.1.4.1.14823.2.2.1.2.1.19.1.5	wlsxSysExtSwitchListEntry 5
sysExtSwitchName	1.3.6.1.4.1.14823.2.2.1.2.1.19.1.6	wlsxSysExtSwitchListEntry 6
sysExtSwitchSerNo	1.3.6.1.4.1.14823.2.2.1.2.1.19.1.7	wlsxSysExtSwitchListEntry 7

wlsxSysExtSwitchListEntry

Syntax	wlsxSysExtSwitchListEntry
Max-Access	not-accessible
Status	current
Description	Switch list entry.
Index	{ sysExtSwitchIPAddress}
History	Added in AOS-W 2.3.

sysExtSwitchIPAddress

Syntax	IpAddress
Max-Access	not-accessible
Status	current
Description	IP address of the switch.
History	Added in AOS-W 2.3.

sysExtSwitchRole

Syntax	ArubaSwitchRole
Max-Access	read-only
Status	current
Description	Role of the switch.
History	Added in AOS-W 2.3.

sysExtSwitchLocation

Syntax	DisplayString(Size(0..64))
Max-Access	read-only
Status	current
Description	Location of the switch.
History	Added in AOS-W 2.3.

sysExtSwitchSWVersion

Syntax	DisplayString(Size(0..64))
Max-Access	read-only
Status	current
Description	Software version the switch is running.
History	Added in AOS-W 2.3.

sysExtSwitchStatus

Syntax	ArubaActiveState
Max-Access	read-only
Status	current
Description	Status of the switch.
History	Added in AOS-W 2.3.

sysExtSwitchName

Syntax	DisplayString(Size(0..128))
Max-Access	read-only
Status	current
Description	Host name of the switch.
History	Added in AOS-W 2.3.

sysExtSwitchSerNo

Syntax	DisplayString(Size(0..32))
Max-Access	read-only
Status	current
Description	Serial number of the switch.
History	Added in AOS-W 2.3.

wlsxSysExtSwitchLicenseTable

The objects of the wlsx External Switch License table list the valid licenses installed on the switch.

Table 87 *wlsxSysExtSwitchLicenseTable* OIDs

Object	Object ID	
wlsxSysExtLicenseEntry	1.3.6.1.4.1.14823.2.2.1.2.1.20.1	wlsxSysExtSwitchLicenseTable 1
sysExtLicenseIndex	1.3.6.1.4.1.14823.2.2.1.2.1.20.1.1	wlsxSysExtLicenseEntry 1
sysExtLicenseKey	1.3.6.1.4.1.14823.2.2.1.2.1.20.1.2	wlsxSysExtLicenseEntry 2

Table 87 *wlsxSysExtSwitchLicenseTable OIDs (Continued)*

Object	Object ID	
sysExtLicenseInstalled	1.3.6.1.4.1.14823.2.2.1.2.1.20.1.3	wlsxSysExtLicenseEntry 3
sysExtLicenseExpires	1.3.6.1.4.1.14823.2.2.1.2.1.20.1.4	wlsxSysExtLicenseEntry 4
sysExtLicenseFlags	1.3.6.1.4.1.14823.2.2.1.2.1.20.1.5	wlsxSysExtLicenseEntry 5
sysExtLicenseService	1.3.6.1.4.1.14823.2.2.1.2.1.20.1.6	wlsxSysExtLicenseEntry 6

wlsxSysExtLicenseEntry

Syntax	wlsxSysExtLicenseEntry
Max-Access	not-accessible
Status	current
Description	License entry.
Index	{ sysExtLicenseIndex }
History	Added in AOS-W 2.3.

sysExtLicenseIndex

Syntax	Integer32
Max-Access	not-accessible
Status	current
Description	License ID number.
History	Added in AOS-W 2.3.

sysExtLicenseKey

Syntax	DisplayString
Max-Access	read-only
Status	current
Description	License key.
History	Added in AOS-W 2.3.

sysExtLicenseInstalled

Syntax	DisplayString
Max-Access	read-only
Status	current
Description	License installation time.
History	Added in AOS-W 2.3.

sysExtLicenseExpires

Syntax	DisplayString
Max-Access	read-only
Status	current
Description	License expiry time.
History	Added in AOS-W 2.3.

sysExtLicenseFlags

Syntax	DisplayString
Max-Access	read-only
Status	current
Description	License flags E - enabled A - auto-generated R - reboot required to activate
History	Added in AOS-W 2.3.

sysExtLicenseService

Syntax	DisplayString
Max-Access	read-only
Status	current
Description	The service enabled by this license.
History	Added in AOS-W 2.3.

wlsxSysExtStorageTable

The objects of the wlsx Sys External Storage lists the storage devices contained by the switch.

Table 88 *wlsxSysExtStorageTable OIDs*

Object	Object ID	
wlsxSysExtStorageEntry	1.3.6.1.4.1.14823.2.2.1.2.1.14.1	wlsxSysExtStorageTable 1
sysExtStorageIndex	1.3.6.1.4.1.14823.2.2.1.2.1.14.1.1	wlsxSysExtStorageEntry 1
sysExtStorageType	1.3.6.1.4.1.14823.2.2.1.2.1.14.1.2	wlsxSysExtStorageEntry 2
sysExtStorageSize	1.3.6.1.4.1.14823.2.2.1.2.1.14.1.3	wlsxSysExtStorageEntry 3
sysExtStorageUsed	1.3.6.1.4.1.14823.2.2.1.2.1.14.1.4	wlsxSysExtStorageEntry 4
sysExtStorageName	1.3.6.1.4.1.14823.2.2.1.2.1.14.1.5	wlsxSysExtStorageEntry 5

wlsxSysExtStorageEntry

Syntax	wlsxSysExtStorageEntry
Max-Access	not-accessible
Status	current
Description	An entry for one long-term storage device contained by the switch.
Index	{ sysExtStorageIndex }

sysExtStorageIndex

Syntax	Integer32
Max-Access	not-accessible
Status	current
Description	Index of the table.

sysExtStorageType

Syntax	Integer ram(1) flashMemory(2)
Max-Access	read-only
Status	current
Description	Type of the storage.

sysExtStorageSize

Syntax	Integer32
Max-Access	read-only
Status	current
Description	Total size of the storage file system in MB.

sysExtStorageUsed

Syntax	Integer32
Max-Access	read-only
Status	current
Description	Used storage in MB.

sysExtStorageName

Syntax	DisplayString(Size(0..64))
Max-Access	read-only
Status	current
Description	Name of the storage file system.

wlsxSysExtMemoryTable

The objects of the wlsx System External Memory table contain the memory status of the switch.

Table 89 *wlsxSysExtMemoryTable OIDs*

Object	Object ID	
wlsxSysExtMemoryEntry	1.3.6.1.4.1.14823.2.2.1.2.1.15.1	wlsxSysExtMemoryTable 1
sysExtMemoryIndex	1.3.6.1.4.1.14823.2.2.1.2.1.15.1.1	wlsxSysExtMemoryEntry 1
sysExtMemorySize	1.3.6.1.4.1.14823.2.2.1.2.1.15.1.2	wlsxSysExtMemoryEntry 2
sysExtMemoryUsed	1.3.6.1.4.1.14823.2.2.1.2.1.15.1.3	wlsxSysExtMemoryEntry 3
sysExtMemoryFree	1.3.6.1.4.1.14823.2.2.1.2.1.15.1.4	wlsxSysExtMemoryEntry 4

wlsxSysExtMemoryEntry

Syntax	wlsxSysExtMemoryEntry
Max-Access	not-accessible
Status	current
Description	An entry for one memory region on the switch. Currently, only the CP region is monitored.
Index	{ sysExtMemoryIndex }

sysExtMemoryIndex

Syntax	Integer32
Max-Access	not-accessible
Status	current
Description	Index of the table.

sysExtMemorySize

Syntax	Integer32
Max-Access	read-only
Status	current
Description	Total memory in KB.

sysExtMemoryUsed

Syntax	Integer32
Max-Access	read-only
Status	current
Description	Used memory in KB.

sysExtMemoryFree

Syntax	Integer32
Max-Access	read-only
Status	current
Description	Free memory in KB.

wlsxSystemExtTableGenNumberGroup

The objects of the wlsx System External Table Generated Number group list the number of modifications that occurred since the last reboot.

Table 90 *wlsxSystemExtTableGenNumberGroup OIDs*

Object	Object ID	
wlsxSysExtUserTableGenNumber	1.3.6.1.4.1.14823.2.2.1.2.2.1	wlsxSystemExtTableGenNumberGroup 1
wlsxSysExtAPBssidTableGenNumber	1.3.6.1.4.1.14823.2.2.1.2.2.2	wlsxSystemExtTableGenNumberGroup 2
wlsxSysExtAPRadioTableGenNumber	1.3.6.1.4.1.14823.2.2.1.2.2.3	wlsxSystemExtTableGenNumberGroup 3
wlsxSysExtAPTableGenNumber	1.3.6.1.4.1.14823.2.2.1.2.2.4	wlsxSystemExtTableGenNumberGroup 4
wlsxSysExtSwitchListTableGenNumber	1.3.6.1.4.1.14823.2.2.1.2.2.5	wlsxSystemExtTableGenNumberGroup 5
wlsxSysExtPortTableGenNumber	1.3.6.1.4.1.14823.2.2.1.2.2.	wlsxSystemExtTableGenNumberGroup 6
wlsxSysExtVlanTableGenNumber	1.3.6.1.4.1.14823.2.2.1.2.2.	wlsxSystemExtTableGenNumberGroup 7
wlsxSysExtVlanInterfaceTableGenNumber	1.3.6.1.4.1.14823.2.2.1.2.2.	wlsxSystemExtTableGenNumberGroup 8
wlsxSysExtLicenseTableGenNumber	1.3.6.1.4.1.14823.2.2.1.2.2.	wlsxSystemExtTableGenNumberGroup 9
wlsxSysExtMonAPTableGenNumber	1.3.6.1.4.1.14823.2.2.1.2.2.	wlsxSystemExtTableGenNumberGroup 10
wlsxSysExtMonStationTableGenNumber	1.3.6.1.4.1.14823.2.2.1.2.2.	wlsxSystemExtTableGenNumberGroup 11

wlsxSysExtUserTableGenNumber

Syntax	Integer32
Max-Access	read-only
Status	current
Description	This object denotes the number of times the user table was modified since reboot.
History	Added in version 3.1

wlsxSysExtAPBssidTableGenNumber

Syntax	Integer32
Max-Access	read-only
Status	current
Description	This object denotes the number of times the AP BSSID table was modified since reboot.
History	Added in version 3.1

wlsxSysExtAPRadioTableGenNumber

Syntax	Integer32
Max-Access	read-only
Status	current
Description	This object denotes the number of times the radio table was modified since reboot.
History	Added in version 3.1

wlsxSysExtAPTableGenNumber

Syntax	Integer32
Max-Access	read-only
Status	current
Description	This object denotes the number of times the AP table was modified since reboot.
History	Added in version 3.1.

wlsxSysExtSwitchListTableGenNumber

Syntax	Integer32
Max-Access	read-only
Status	current
Description	This object denotes the number of times the switch list table was modified since reboot.
History	Added in version 3.1.

wlsxSysExtPortTableGenNumber

Syntax	Integer32
Max-Access	read-only
Status	current
Description	This object denotes the number of times the port table was modified since reboot.
History	Added in version 3.1.

wlsxSysExtVlanTableGenNumber

Syntax	Integer32
Max-Access	read-only
Status	current
Description	This object denotes the number of times the VLAN table was modified since reboot.
History	Added in version 3.1.

wlsxSysExtVlanInterfaceTableGenNumber

Syntax	Integer32
Max-Access	read-only
Status	current
Description	This object denotes the number of times the VLAN Interface table was modified since reboot.
History	Added in version 3.1.

wlsxSysExtLicenseTableGenNumber

Syntax	Integer32
Max-Access	read-only
Status	current
Description	This object denotes the number of times the license table was modified since reboot.
History	Added in version 3.1.

wlsxSysExtMonAPTableGenNumber

Syntax	Integer32
Max-Access	read-only
Status	current
Description	This object denotes the number of times the monitored AP table was modified since reboot.
History	Added in version 3.1.

wlsxSysExtMonStationTableGenNumber

Syntax	Integer32
Max-Access	read-only
Status	current
Description	This object denotes the number of times the monitored station table was modified since reboot.
History	Added in version 3.1

This chapter provides information about the Textual Conventions, which define the data structures of Alcatel-Lucent object types. Textual Conventions are found in the file *aruba-tc.my*. For information about downloading Alcatel-Lucent MIB files, see [Downloading MIB Files on page 23](#).



NOTE

Textual Conventions do not have OIDs.

Following is a list of the Textual Conventions, which are described below.

ArubaEnableValue	ArubaEncryptionMethods	ArubaDBType
ArubaFrameType	ArubaHashAlgorithms	ArubaVrrpState
ArubaPhyType	ArubaVLANValidRange	ArubaOperStateValue
ArubaHTMode	ArubaPortMode	ArubaAntennaSetting
ArubaHTExtChannel	ArubaDot1dState	ArubaAPStatus
ArubaSwitchRole	ArubaPoeState	ArubaPortSpeed
ArubaSupportStatus	ArubaCardType	ArubaPortDuplex
ArubaActiveState	ArubaESIServerMode	ArubaPortType
ArubaACLDomain	ArubaESIServerStatus	ArubaEnet1Mode
ArubaACLNetworkServiceType	ArubaIfType	ArubaUnprovisionedStatus
ArubaACLAction	ArubaVoipProtocolType	ArubaMonitorMode
ArubaDaysOfWeek	ArubaAccessPointMode	ArubaMeshRole
ArubaAuthenticationMethods	ArubaAuthServerType	ArubaHTRate
ArubaRogueApType	ArubaAddressType	
ArubaStationType	ArubaBlackListReason	

ArubaEnableValue

Syntax	Integer enable(1) disable(2)
Status	current
Description	Represents a flag which is either enabled or disabled.

ArubaFrameType

Syntax	Integer associateRequest(0) associateResponse(1) reassociateRequest(2) reassociateResponse(3) probeRequest(4) probeResponse(5) beacon(8) atim(9) disassociate(10) auth(11) deauth(12)
Status	current
Description	Represents the frame type.
History	Updated in AOS-W 3.1—syntax

ArubaPhyType

Syntax	Integer dot11a(1) dot11b(2) dot11g(3) dot11ag(4) wired(5)
Status	current
Description	Represents the PHY of the access point.
History	Updated in AOS-W 3.1—syntax, wired(5)

ArubaHTMode

Syntax	Integer none(1) ht20(2) ht40(3)
Status	current
Description	Represents the HT status of the access point or client.
History	Added in AOS-W 3.3.0.0.

ArubaHTextChannel

Syntax	Integer none(1) above(2) below(3) }
Description	Represents the extension channel offset relative to the current channel.
Status	current
History	Added in AOS-W 3.3.0.0.

ArubaSwitchRole

Syntax	Integer master(1) local(2) backupmaster(3)
Status	current
Description	Represents the role of the switch.

ArubaSupportStatus

Syntax	Integer unsupported(1) supported(2)
Status	current
Description	Represents if a feature is supported or unsupported.

ArubaActiveState

Syntax	Integer active(1) inactive(2)
Status	current
Description	Represents if a feature is supported or unsupported.

ArubaACLDomain

Syntax	Integer alias(1) any(2) user(3) host(4) network(5)
Status	current
Description	Represents both the source and destination to which an ACL rule will be applied.

ArubaACLNetworkServiceType

Syntax	Integer alias(1) any(2) tcp(3) udp(4) protocol(5)
Status	current
Description	Represents the network service in an ACL Rule.

ArubaACLAction

Syntax	Integer deny(1) permit(2) srcNAT(3) dstNAT(4) redirect(5)
Status	current
Description	Represents the actions in an ACL rule.

ArubaDaysOfWeek

Syntax	Integer sun(1) mon(2) tue(3) wed(4) thu(5) fri(6) sat(7)
Status	current
Description	Represents the actions of an ACL rule.

ArubaAuthenticationMethods

Syntax	Integer none(0) web(1) mac(2) vpn(3) dot1x(4) kerberos(5) secureId(7) pubcookie(15) xSec(16) xSecMachine(17) other(255)
Status	current
Description	Authentication method.

ArubaSubAuthenticationMethods

Syntax	Integer authPAP(1) authCHAP(2) authMSCHAP(3) authMSCHAPv2(4) eapTLS(5) eapTTLS(6) eapLEAP(7) eapMD5(8)
Status	current
Description	Sub-authentication (e.g., EAP type).

ArubaRogueApType

Syntax	Integer valid(1) interfering(2) unsecure(3) dos(4) unknown(5) knownInterfering(6)
Status	current
Description	Represents the rogue AP type.

ArubaStationType

Syntax	Integer valid(1) interfering(2) dos(3)
Status	current
Description	Represents the station type.

ArubaEncryptionMethods

Syntax	Bits disabled(0) static-wep(1) dynamic-wep(2) static-wpa(3) dynamic-wpa(4) wpa2-psk-aes(5) wpa2-8021x-aes(6) wpa2PreAuth(7) xsec(8) wpa-psk-aes(9) wpa-aes(10) wpa2-psk-tkip(11) wpa2-8021x-tkip(12)
Status	current
Description	Represents the actions in an ACL rule.
History	Updated in AOS-W 3.1—syntax items (10), (11), (12)

ArubaHashAlgorithms

Syntax	Integer md5(1) sha(2)
Status	current
Description	Represents the actions in an ACL rule.

ArubaVLANValidRange

Syntax	Integer(1..4095)
Status	current
Description	Represents the valid VLAN ID range.

ArubaPortMode

Syntax	Integer access(1) dot1q(2)}
Status	current
Description	Represents the switch port mode.

ArubaDot1dState

Syntax	Integer disabled(1), blocked(2), listening(3), learning(4), forwarding(5)
Status	current
Description	Represents the switch port mode.
History	Updated in AOS-W 3.1—syntax, addition of items (2)–(5)

ArubaPoeState

Syntax	Integer disabled(1) enabled(2) enabledCisco(3)
Status	current
Description	Represents the switch port mode.

ArubaCardType

Syntax	Integer lc1(1) lc2(2) sc1(3) sc2(4) sw2400(5) sw800(6) sw200(7) m3mk1(8) sw3200(9) sw3400(10) sw3600(11)
Status	current
Description	Type of the hardware module.
History	Updated in AOS-W 3.1—syntax, addition of items (8)–(11)

ArubaESIServerMode

Syntax	Integer bridged(1) routed(2) nat(3)
Status	current
Description	The mode of the ESI server.
History	Updated in AOS-W 3.1—addition of nat(3)

ArubaESIServerStatus

Syntax	Integer up(1) down(2)
Status	current
Description	The status of the ESI server.

ArubaIfType

Syntax	Integer port(1) VLAN(2) tunnel(3) loopback(4)
Status	current
Description	The type interface referred to by the value of ifIndex.

ArubaVoipProtocolType

Syntax	Integer sccp(1) svp(2) vocera(3) sip(4) unknown(10)
Status	current
Description	The type of VoIP protocols supported.

ArubaAccessPointMode

Syntax	Integer airMonitor(1), accessPoint(2), accessPointAndMonitor(3) meshPortal(4) meshPoint(5)
Status	current
Description	The mode of the access point.
History	Update in AOS-W 3.2.0.0.—addition of items (4) and (5) in Syntax.

ArubaAuthServerType

Syntax	Integer internaldb(1) radius(2) ldap(3) kerberos(4) tacacs(5)
Status	current
Description	The mode of the access point.

ArubaAddressType

Syntax	Integer srcAddress(1), dstAddress(2), bssid(3)
Status	current
Description	Address type.

ArubaBlackListReason

Syntax	Integer userDefined(1) mitmAttack(2) authFailure(3) pingFlood(4) sessionFlood(5) synFlood(6) sessionBlacklist(7) ipSpoofing(8) other(100)
Status	current
Description	Black list reason.

ArubaDBType

Syntax	Integer mssql(1) mysql(2)
Status	current
Description	Database type.

ArubaVrrpState

Syntax	Integer initialize(1) backup(2) master(3)
Status	current
Description	Database type.

ArubaOperStateValue

Syntax	Integer up(1) down(2) testing(3)
Syntax	current
Description	Represents operational state of an interface.

ArubaAntennaSetting

Syntax	Integer notPresent(1) enabled(2) disabled(3)
Syntax	current
Description	Represents the status of the external antenna.

ArubaAPStatus

Syntax	Integer up(1) down(2)
Status	current
Description	The status of the access point.

ArubaPortSpeed

Syntax	Integer speed10Mbps(1) speed100Mbps(2) speed1000Mbps(3) speedAuto(4) speed10Gbps(5)
Status	current
Description	Port speed.
History	Update in AOS-W 3.2.0.0.—addition of item (5) in Syntax.

ArubaPortDuplex

Syntax	Integer half(1) full(2) auto(3)
Status	current
Description	Port duplexity.

ArubaPortType

Syntax	Integer fastethernet(1) gigabitethernet(2) xgigabitethernet(3)
Status	current
Description	Port type.
History	Update in AOS-W 3.2.0.0.—addition of item (3) in Syntax.

ArubaEnet1Mode

Syntax	Integer activeStandby(1) tunnel(2) bridge(3) notApplicable(4)
Status	current
Description	Represents the mode of the Ethernet port on the access point.

ArubaUnprovisionedStatus

Syntax	Integer yes(1) no(2)
Status	current
Description	Represents whether the AP is provisioned or not.

ArubaMonitorMode

Syntax	Integer
Status	current
Description	Represents whether the AP has any radios dedicated to monitoring.

ArubaConfigurationState

Syntax	Integer success(1), error(2)
Status	current
Description	Configuration transfer types.
History	Added in AOS-W 3.1

ArubaConfigurationChangeType

Syntax	Integer create(1) delete(2) modify(3)
Status	current
Description	Configuration change types.
History	Added in AOS-W 3.1

ArubaCallStates

Syntax	Integer idle(0) initiated(1) connecting(2) delivered(3) connected(4) offered(5) alerting(6) releasing(7) cancelling(8) transient(9) dummy503(10) succ(11), fail(12) aborted(13) blocked(14)
Status	current
Description	The call state.
History	Added in AOS-W 3.1

ArubaVoipProtocol

Syntax	Integer sccp(1) svp(2) vocera(3) sip(9) ua(11)
Status	current
Description	VoIP protocol used.
History	Added in AOS-W 3.1

ArubaVoipRegState

Syntax	Integer unkown(0) registering(1) unregistering(2) challenge(3) registered(4) unregistered(5)
Status	current
Description	VoIP registered state.
History	Added in AOS-W 3.1

ArubaVoiceCdrDirection

Syntax	Integer og(0) ic(1)
Status	current
Description	VoIP CDR direction.
History	Added in AOS-W 3.1

ArubaVoiceCacBit

Syntax	Bits cacActiveLoadBalancing(0) cacHighCapThresholdReached(1) cacHandRsrvThresholdReached(2) cacPeakCapacityReached(3)
Status	current
Description	Voice CAC bit flags.
History	Added in AOS-W 3.1

ArubaMeshRole

Syntax	Integer nonmesh(0) point(1) portal(2)
Status	current
Description	Mesh role.
History	Added in AOS-W 3.2.0.0.

ArubaHTRate

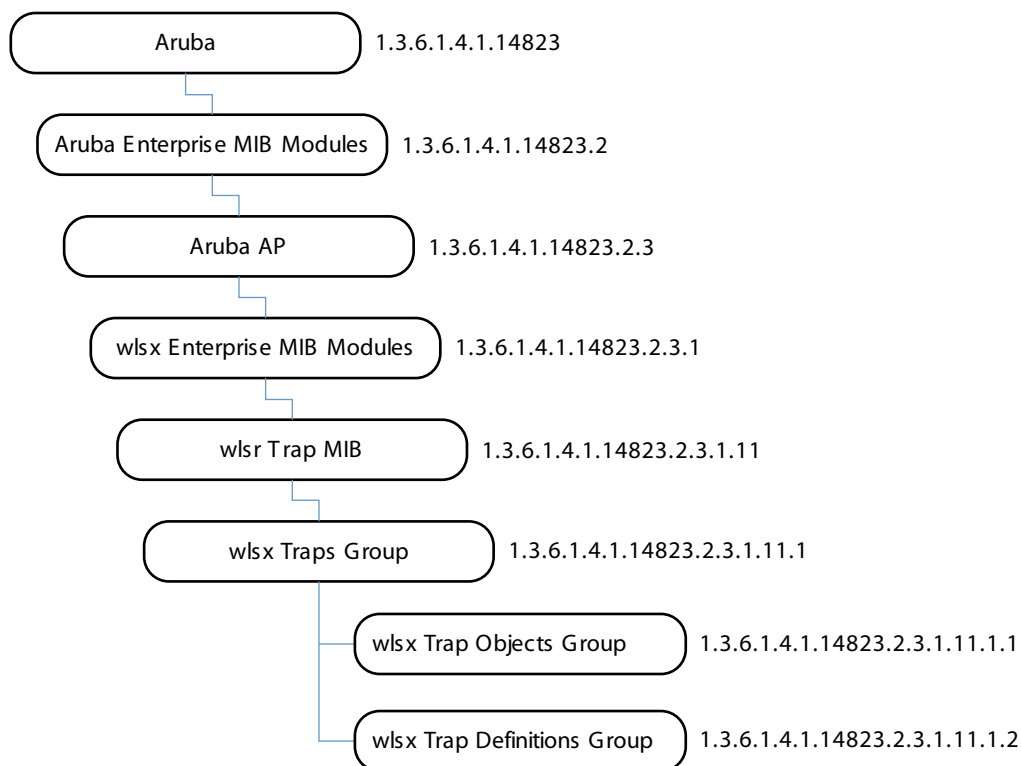
Syntax	Integer unknown(0) ht6dot5(1) ht13(2) ht13dot5(3) ht15(4) ht19dot5(5) ht26(6) ht27(7) ht30(8) ht39(9) ht40dot5(10) ht45(11) ht52(12) ht54(13) ht58dot5(14) ht60(15) ht65(16) ht78(17) ht81(18) ht90(19) ht104(20) ht108(21) ht117(22) ht120(23) ht121dot5(24) ht130(25) ht135(26) ht150(27) ht162(28) ht180(29) ht216(30) ht240(31) ht243(32) ht270(33) ht300(34)
Status	current
Description	Represents HT rate.
History	Added in AOS-W 3.2.0.0.

This module defines the Traps that can be generated by the . Traps are MIB objects (variables) that transmit information to the SNMP Manager when an event occurs. Traps are included as varbinds (variable bindings) in the trap protocol data unit (PDU). Varbinds are defined in the *Description* section of the tables of the following sections.

Figure 16 shows the architecture of the Traps MIB relative to 1.3.6.1.4.1.14823 (iso.org.dod.internet.private.enterprise.aruba). The Traps are listed in the file *aruba-trap.my*. For information about downloading Alcatel-Lucent MIB files, see [Downloading MIB Files on page 23](#).

Trap Hierarchy

Figure 16 Trap Hierarchy



Other traps are described in the following sections of this reference guide:

- [wlsrTrapObjectsGroup on page 76 \(AP and AM\)](#)
- [wlsrTrapsGroup on page 80 \(AP and AM\)](#)
- [wlsxSwitchTraps Group on page 238 \(Switch\)](#)
- [Switch Traps–Notifications on page 244 \(Switch\)](#)
- [Platform Traps on page 247 \(Switch\)](#)
- [IPv6 Authentication Traps on page 251 \(Switch\)](#)

Supported TRAP Information

All traps are supported on all platforms except for the following traps which are only supported on the A5000 and A6000 series:

- WlsxLcInserted
- WlsxSCInserted
- WlsxGBICInserted
- WlsxFanTrayRemoved
- WlsxFanTrayInserted
- WlsxLcRemoved
- WlsxSCRemoved
- WlsxPowerSupplyMissing
- WlsxPowerSupplyFailure
- WlsxPowerSupplyOK
- WlsxNLcInserted
- WlsxNSCInserted
- WlsxNGBICInserted
- WlsxNFanTrayRemoved
- WlsxNFanTrayInserted
- WlsxNLcRemoved
- WlsxNSCRemoved
- WlsxNPowerSupplyMissing
- WlsxNPowerSupplyFailure

wlsx Trap Objects Group

Table 91 *wlsxTraps Object Group OIDs*

Object	Object ID	
wlsxTrapAPMacAddress	1.3.6.1.4.1.14823.2.3.1.11.1.1.1	wlsxTrapObjectsGroup 1
wlsxTrapAPIpAddress	1.3.6.1.4.1.14823.2.3.1.11.1.1.2	wlsxTrapObjectsGroup 2
wlsxTrapAPBSSID	1.3.6.1.4.1.14823.2.3.1.11.1.1.3	wlsxTrapObjectsGroup 3
wlsxTrapEssid	1.3.6.1.4.1.14823.2.3.1.11.1.1.4	wlsxTrapObjectsGroup 4
wlsxTrapTargetAPBSSID	1.3.6.1.4.1.14823.2.3.1.11.1.1.5	wlsxTrapObjectsGroup 5
wlsxTrapTargetAPSSID	1.3.6.1.4.1.14823.2.3.1.11.1.1.6	wlsxTrapObjectsGroup 6
wlsxTrapTargetAPChannel	1.3.6.1.4.1.14823.2.3.1.11.1.1.7	wlsxTrapObjectsGroup 7
wlsxTrapNodeMac	1.3.6.1.4.1.14823.2.3.1.11.1.1.8	wlsxTrapObjectsGroup 8
wlsxTrapSourceMac	1.3.6.1.4.1.14823.2.3.1.11.1.1.9	wlsxTrapObjectsGroup 9
wlsxReceiverMac	1.3.6.1.4.1.14823.2.3.1.11.1.1.10	wlsxTrapObjectsGroup 10
wlsxTrapTransmitterMac	1.3.6.1.4.1.14823.2.3.1.11.1.1.11	wlsxTrapObjectsGroup 11
wlsxTrapReceiverMac	1.3.6.1.4.1.14823.2.3.1.11.1.1.12	wlsxTrapObjectsGroup 12
wlsxTrapSnr	1.3.6.1.4.1.14823.2.3.1.11.1.1.13	wlsxTrapObjectsGroup 13
wlsxTrapSignatureName	1.3.6.1.4.1.14823.2.3.1.11.1.1.14	wlsxTrapObjectsGroup 14
wlsxTrapFrameType	1.3.6.1.4.1.14823.2.3.1.11.1.1.15	wlsxTrapObjectsGroup 15
wlsxTrapAddressType	1.3.6.1.4.1.14823.2.3.1.11.1.1.16	wlsxTrapObjectsGroup 16
wlsxTrapAPLocation	1.3.6.1.4.1.14823.2.3.1.11.1.1.17	wlsxTrapObjectsGroup 17
wlsxTrapAPChannel	1.3.6.1.4.1.14823.2.3.1.11.1.1.18	wlsxTrapObjectsGroup 18
wlsxTrapAPTxFPower	1.3.6.1.4.1.14823.2.3.1.11.1.1.19	wlsxTrapObjectsGroup 19
wlsxTrapMatchedMac	1.3.6.1.4.1.14823.2.3.1.11.1.1.20	wlsxTrapObjectsGroup 20
wlsxTrapMatchedIp	1.3.6.1.4.1.14823.2.3.1.11.1.1.21	wlsxTrapObjectsGroup 21
wlsxTrapRogueIfoURL	1.3.6.1.4.1.14823.2.3.1.11.1.1.22	wlsxTrapObjectsGroup 22
wlsxTrapVLANId	1.3.6.1.4.1.14823.2.3.1.11.1.1.23	wlsxTrapObjectsGroup 23
wlsxTrapAdminStatus	1.3.6.1.4.1.14823.2.3.1.11.1.1.24	wlsxTrapObjectsGroup 24
wlsxTrapOperStatus	1.3.6.1.4.1.14823.2.3.1.11.1.1.25	wlsxTrapObjectsGroup 25
wlsxTrapAuthServerName	1.3.6.1.4.1.14823.2.3.1.11.1.1.26	wlsxTrapObjectsGroup 26
wlsxTrapAuthServerTimeout	1.3.6.1.4.1.14823.2.3.1.11.1.1.27	wlsxTrapObjectsGroup 27
wlsxTrapCardSlot	1.3.6.1.4.1.14823.2.3.1.11.1.1.28	wlsxTrapObjectsGroup 28
wlsxTrapTemperatureValue	1.3.6.1.4.1.14823.2.3.1.11.1.1.29	wlsxTrapObjectsGroup 29
wlsxTrapProcessName	1.3.6.1.4.1.14823.2.3.1.11.1.1.30	wlsxTrapObjectsGroup 30
wlsxTrapFanNumber	1.3.6.1.4.1.14823.2.3.1.11.1.1.31	wlsxTrapObjectsGroup 31
wlsxTrapVoltageType	1.3.6.1.4.1.14823.2.3.1.11.1.1.32	wlsxTrapObjectsGroup 32
wlsxTrapVoltageValue	1.3.6.1.4.1.14823.2.3.1.11.1.1.33	wlsxTrapObjectsGroup 33

Table 91 *wlsxTraps Object Group OIDs (Continued)*

Object	Object ID	
wlsxTrapStationBlackListReason	1.3.6.1.4.1.14823.2.3.1.11.1.1.34	wlsxTrapObjectsGroup 34
wlsxTrapSpoofedIpAddress	1.3.6.1.4.1.14823.2.3.1.11.1.1.35	wlsxTrapObjectsGroup 35
wlsxTrapSpoofedOldPhyAddress	1.3.6.1.4.1.14823.2.3.1.11.1.1.36	wlsxTrapObjectsGroup 36
wlsxTrapSpoofedNewPhyAddress	1.3.6.1.4.1.14823.2.3.1.11.1.1.37	wlsxTrapObjectsGroup 37
wlsxTrapDBName	1.3.6.1.4.1.14823.2.3.1.11.1.1.38	wlsxTrapObjectsGroup 38
wlsxTrapDBUserName	1.3.6.1.4.1.14823.2.3.1.11.1.1.39	wlsxTrapObjectsGroup 39
wlsxTrapDBIpAddress	1.3.6.1.4.1.14823.2.3.1.11.1.1.40	wlsxTrapObjectsGroup 40
wlsxTrapDBType	1.3.6.1.4.1.14823.2.3.1.11.1.1.41	wlsxTrapObjectsGroup 41
wlsxTrapVrrpID	1.3.6.1.4.1.14823.2.3.1.11.1.1.42	wlsxTrapObjectsGroup 42
wlsxTrapVrrpMasterIp	1.3.6.1.4.1.14823.2.3.1.11.1.1.43	wlsxTrapObjectsGroup 43
wlsxTrapVrrpOperState	1.3.6.1.4.1.14823.2.3.1.11.1.1.44	wlsxTrapObjectsGroup 44
wlsxTrapESIServerGrpName	1.3.6.1.4.1.14823.2.3.1.11.1.1.45	wlsxTrapObjectsGroup 45
wlsxTrapESIServerName	1.3.6.1.4.1.14823.2.3.1.11.1.1.46	wlsxTrapObjectsGroup 46
wlsxTrapESIServerIpAddress	1.3.6.1.4.1.14823.2.3.1.11.1.1.47	wlsxTrapObjectsGroup 47
wlsxTrapLicenseDaysRemaining	1.3.6.1.4.1.14823.2.3.1.11.1.1.48	wlsxTrapObjectsGroup 48
wlsxTrapSwitchIp	1.3.6.1.4.1.14823.2.3.1.11.1.1.49	wlsxTrapObjectsGroup 49
wlsxTrapSwitchRole	1.3.6.1.4.1.14823.2.3.1.11.1.1.50	wlsxTrapObjectsGroup 50
wlsxTrapUserIpAddress	1.3.6.1.4.1.14823.2.3.1.11.1.1.51	wlsxTrapObjectsGroup 51
wlsxTrapUserPhyAddress	1.3.6.1.4.1.14823.2.3.1.11.1.1.52	wlsxTrapObjectsGroup 52
wlsxTrapUserName	1.3.6.1.4.1.14823.2.3.1.11.1.1.53	wlsxTrapObjectsGroup 53
wlsxTrapUserRole	1.3.6.1.4.1.14823.2.3.1.11.1.1.54	wlsxTrapObjectsGroup 54
wlsxTrapUserAuthenticationMethod	1.3.6.1.4.1.14823.2.3.1.11.1.1.55	wlsxTrapObjectsGroup 55
wlsxTrapAPRadioNumber	1.3.6.1.4.1.14823.2.3.1.11.1.1.56	wlsxTrapObjectsGroup 56
wlsxTrapRogueInfoURL	1.3.6.1.4.1.14823.2.3.1.11.1.1.57	wlsxTrapObjectsGroup 57
wlsxTrapInterferingAPIInfoURL	1.3.6.1.4.1.14823.2.3.1.11.1.1.58	wlsxTrapObjectsGroup 58
wlsxTrapPortNumber	1.3.6.1.4.1.14823.2.3.1.11.1.1.59	wlsxTrapObjectsGroup 59
wlsxTrapTime	1.3.6.1.4.1.14823.2.3.1.11.1.1.60	wlsxTrapObjectsGroup 60
wlsxTrapHostIp	1.3.6.1.4.1.14823.2.3.1.11.1.1.61	wlsxTrapObjectsGroup 61
wlsxTrapHostPort	1.3.6.1.4.1.14823.2.3.1.11.1.1.62	wlsxTrapObjectsGroup 62
wlsxTrapConfigurationId	1.3.6.1.4.1.14823.2.3.1.11.1.1.63	wlsxTrapObjectsGroup 63
wlsxTrapCTSURL	1.3.6.1.4.1.14823.2.3.1.11.1.1.64	wlsxTrapObjectsGroup 64
wlsxTrapCTSTransferType	1.3.6.1.4.1.14823.2.3.1.11.1.1.65	wlsxTrapObjectsGroup 65
wlsxTrapConfigurationState	1.3.6.1.4.1.14823.2.3.1.11.1.1.66	wlsxTrapObjectsGroup 66
wlsxTrapUpdateFailureReason	1.3.6.1.4.1.14823.2.3.1.11.1.1.67	wlsxTrapObjectsGroup 67

Table 91 *wlsxTraps Object Group OIDs (Continued)*

Object	Object ID	
wlsxTrapUpdateFailedObj	1.3.6.1.4.1.14823.2.3.1.11.1.1.68	wlsxTrapObjectsGroup 68
wlsxTrapTableEntryChangeType	1.3.6.1.4.1.14823.2.3.1.11.1.1.69	wlsxTrapObjectsGroup 69
wlsxTrapGlobalConfigObj	1.3.6.1.4.1.14823.2.3.1.11.1.1.70	wlsxTrapObjectsGroup 70
wlsxTrapTableGenNumber	1.3.6.1.4.1.14823.2.3.1.11.1.1.71	wlsxTrapObjectsGroup 71
wlsxTrapLicenseId	1.3.6.1.4.1.14823.2.3.1.11.1.1.72	wlsxTrapObjectsGroup 72
wlsxTrapConfidenceLevel	1.3.6.1.4.1.14823.2.3.1.11.1.1.73	wlsxTrapObjectsGroup 73
wlsxTrapMissingLicenses	1.3.6.1.4.1.14823.2.3.1.11.1.1.74	wlsxTrapObjectsGroup 74
wlsxVoiceCurrentNumCdr	1.3.6.1.4.1.14823.2.3.1.11.1.1.75	wlsxTrapObjectsGroup 75
wlsxTrapTunnelId	1.3.6.1.4.1.14823.2.3.1.11.1.1.76	wlsxTrapObjectsGroup 76
wlsxTrapTunnelStatus	1.3.6.1.4.1.14823.2.3.1.11.1.1.77	wlsxTrapObjectsGroup 77
wlsxTrapTunnelUpReason	1.3.6.1.4.1.14823.2.3.1.11.1.1.78	wlsxTrapObjectsGroup 78
wlsxTrapTunnelDownReason	1.3.6.1.4.1.14823.2.3.1.11.1.1.79	wlsxTrapObjectsGroup 79
wlsxTrapApSerialNumber	1.3.6.1.4.1.14823.2.3.1.11.1.1.80	wlsxTrapObjectsGroup 80
wlsxTraptimeStr	1.3.6.1.4.1.14823.2.3.1.11.1.1.81	wlsxTrapObjectsGroup 81
wlsxTrapMasterIp	1.3.6.1.4.1.14823.2.3.1.11.1.1.82	wlsxTrapObjectsGroup 82
wlsxTrapLocalIp	1.3.6.1.4.1.14823.2.3.1.11.1.1.83	wlsxTrapObjectsGroup 83
wlsxTrapMasterName	1.3.6.1.4.1.14823.2.3.1.11.1.1.84	wlsxTrapObjectsGroup 84
wlsxTrapLocalName	1.3.6.1.4.1.14823.2.3.1.11.1.1.85	wlsxTrapObjectsGroup 85
wlsxTrapPrimaryControllerIp	1.3.6.1.4.1.14823.2.3.1.11.1.1.86	wlsxTrapObjectsGroup 86
wlsxTrapBackupControllerIp	1.3.6.1.4.1.14823.2.3.1.11.1.1.87	wlsxTrapObjectsGroup 87

wlsxTrapAPMacAddress

Syntax	MacAddress
Max-Access	accessible-for-notify
Status	current
Description	This object is used in the trap to indicate the wired MAC address of an access point.

wlsxTrapAPIpAddress

Syntax	IpAddress
Max-Access	accessible-for-notify
Status	current
Description	This object is used in the traps to indicate the IP address of an access point for which we are raising the trap.

wlsxTrapAPBSSID

Syntax	MacAddress
Max-Access	accessible-for-notify
Status	current
Description	This object is used in the traps to indicate the BSSID of the access point for which we are raising the trap.

wlsxTrapEssid

Syntax	DisplayString(Size(0..64))
Max-Access	accessible-for-notify
Status	current
Description	This object is used in the traps to indicate the SSID of the access point for which we are raising the trap.

wlsxTrapTargetAPBSSID

Syntax	MacAddress
Max-Access	accessible-for-notify
Status	current
Description	This object is used in the traps to indicate the BSSID of the access point for which we are raising the trap. If an air monitor is sending the trap, this will indicate AP. If an access point is sending the trap, then it will point to itself.

wlsxTrapTargetAPSSID

Syntax	DisplayString(Size(0..64))
Max-Access	accessible-for-notify
Status	current
Description	This object is used in the traps to indicate the SSID of the access point for which we are raising the trap. If an air monitor is sending the trap, this will indicate AP. If an access point is sending the trap, then it will point to itself.

wlsxTrapTargetAPChannel

Syntax	Integer32
Max-Access	accessible-for-notify
Status	current
Description	This object is used in the traps to indicate the channel of the access point for which we are raising the trap. If an air monitor is sending the trap, this will indicate AP. If an access point is sending the trap, then it will point to itself.

wlsxTrapNodeMac

Syntax	MacAddress
Max-Access	accessible-for-notify
Status	current
Description	This object is used in the traps to indicate the MAC address of a node.

wlsxTrapSourceMac

Syntax	MacAddress
Max-Access	accessible-for-notify
Status	current
Description	This object is used in the traps to indicate the MAC address of the source.

wlsxReceiverMac

Syntax	MacAddress
Max-Access	accessible-for-notify
Status	current
Description	This object is used in the traps to indicate the MAC address of the receiver.

wlsxTrapTransmitterMac

Syntax	MacAddress
Max-Access	accessible-for-notify
Status	current
Description	This object is used in the traps to indicate the MAC address of the transmitter.

wlsxTrapReceiverMac

Syntax	MacAddress
Max-Access	accessible-for-notify
Status	current
Description	This object is used in the traps to indicate the MAC address of the transmitter.

wlsxTrapSnr

Syntax	Integer32
Max-Access	accessible-for-notify
Status	current
Description	This object is used in the traps to indicate the signal-to-noise ratio.

wlsxTrapSignatureName

Syntax	DisplayString(Size(0..64))
Max-Access	accessible-for-notify
Status	current
Description	This object is used in the traps to indicate the signature name.

wlsxTrapFrameType

Syntax	ArubaFrameType
Max-Access	accessible-for-notify
Status	current
Description	This object is used in the traps to indicate the frame type.

wlsxTrapAddressType

Syntax	ArubaAddressType
Max-Access	accessible-for-notify
Status	current
Description	This object is used in the traps to indicate the address type.

wlsxTrapAPLocation

Syntax	DisplayString(Size(0..64))
Max-Access	accessible-for-notify
Status	current
Description	This object is used in the traps to indicate the location of the AP.

wlsxTrapAPChannel

Syntax	Integer32
Max-Access	accessible-for-notify
Status	current
Description	This object is used in the traps to indicate the current channel.

wlsxTrapAPTxFPower

Syntax	Integer32
Max-Access	accessible-for-notify
Status	current
Description	This object is used in the traps to indicate the AP transmit power.

wlsxTrapMatchedMac

Syntax	MacAddress
Max-Access	accessible-for-notify
Status	current
Description	This object is used in the traps to indicate the MAC address.

wlsxTrapMatchedIp

Syntax	IpAddress
Max-Access	accessible-for-notify
Status	current
Description	This object is used in the traps to indicate the IP address.

wlsxTrapRogueIfURL

Syntax	DisplayString(Size(0..64))
Max-Access	accessible-for-notify
Status	current
Description	This object is used to point to the WEBUI Rogue AP information URL.

wlsxTrapVLANId

Syntax	Integer32
Max-Access	accessible-for-notify
Status	current
Description	This object is used in the traps to indicate the VLAN ID.

wlsxTrapAdminStatus

Syntax	Integer32
Max-Access	accessible-for-notify
Status	current
Description	This object is used in the traps to indicate the admin status of VLAN.

wlsxTrapOperStatus

Syntax	ArubaOperStateValue
Max-Access	accessible-for-notify
Status	current
Description	This object is used in the traps to indicate the admin status of VLAN.

wlsxTrapAuthServerName

Syntax	DisplayString(Size(0..64))
Max-Access	accessible-for-notify
Status	current
Description	This object is used in the traps to indicate the authentication server used for authentication.

wlsxTrapAuthServerTimeout

Syntax	Integer32
Max-Access	accessible-for-notify
Status	current
Description	This object is used in the traps to indicate the authentication server timeout.

wlsxTrapCardSlot

Syntax	Integer32
Max-Access	accessible-for-notify
Status	current
Description	This object is used in the traps to indicate the slot in which this card is present.

wlsxTrapTemperatureValue

Syntax	DisplayString(Size(0..64))
Max-Access	accessible-for-notify
Status	current
Description	This object is used in the traps to indicate the temperature value.

wlsxTrapProcessName

Syntax	DisplayString(Size(0..64))
Max-Access	accessible-for-notify
Status	current
Description	This object is used in the traps to indicate the process name.

wlsxTrapFanNumber

Syntax	Integer32
Max-Access	accessible-for-notify
Status	current
Description	This object is used in the traps to indicate the fan number.

wlsxTrapVoltageType

Syntax	DisplayString(Size(0..64))
Max-Access	accessible-for-notify
Status	current
Description	This object is used in the traps to indicate the type of voltage.

wlsxTrapVoltageValue

Syntax	DisplayString(Size(0..64))
Max-Access	accessible-for-notify
Status	current
Description	This object is used in the traps to indicate the voltage value in float.

wlsxTrapStationBlackListReason

Syntax	ArubaBlackListReason
Max-Access	accessible-for-notify
Status	current
Description	The reason for which a station is black listed.

wlsxTrapSpoofedIpAddress

Syntax	IpAddress
Max-Access	accessible-for-notify
Status	current
Description	This object is used in a trap to identify a spoofed IP address.

wlsxTrapSpoofedOldPhyAddress

Syntax	MacAddress
Max-Access	accessible-for-notify
Status	current
Description	This object is used in a trap to identify an old MAC address.

wlsxTrapSpoofedNewPhyAddress

Syntax	MacAddress
Max-Access	accessible-for-notify
Status	current
Description	This object is used in a trap to identify a new MAC address.

wlsxTrapDBName

Syntax	DisplayString(Size(0..64))
Max-Access	accessible-for-notify
Status	current
Description	This object is used in a trap to identify the name of the database.

wlsxTrapDBUserName

Syntax	DisplayString(Size(0..64))
Max-Access	accessible-for-notify
Status	current
Description	This object is used in a trap to identify the name of the database user.

wlsxTrapDBIpAddress

Syntax	DisplayString(Size(0..64))
Max-Access	accessible-for-notify
Status	current
Description	This object is used in a trap to identify the IP address of the database.

wlsxTrapDBType

Syntax	ArubaDBType
Max-Access	accessible-for-notify
Status	current
Description	This object is used in a trap to identify the port of the user.

wlsxTrapVrrpID

Syntax	Integer32
Max-Access	accessible-for-notify
Status	current
Description	This object contains the virtual router identifier.

wlsxTrapVrrpMasterIp

Syntax	IpAddress
Max-Access	accessible-for-notify
Status	current
Description	This object contains the master IP address.

wlsxTrapVrrpOperState

Syntax	ArubaVrrpState
Max-Access	accessible-for-notify
Status	current
Description	This object represents the VRRP operational state.

wlsxTrapESIServerGrpName

Syntax	DisplayString(Size(0..64))
Max-Access	accessible-for-notify
Status	current
Description	This object represents the External Services Interface (ESI) server group name.

wlsxTrapESIServerName

Syntax	DisplayString(Size(0..64))
Max-Access	accessible-for-notify
Status	current
Description	This object represents the External Services Interface (ESI) server name.

wlsxTrapESIServerIpAddress

Syntax	IpAddress
Max-Access	accessible-for-notify
Status	current
Description	This object represents the External Services Interface (ESI) server IP address.

wlsxTrapLicenseDaysRemaining

Syntax	Integer32
Max-Access	accessible-for-notify
Status	current
Description	This object represents the number of days remaining prior to a license expiry.

wlsxTrapSwitchIp

Syntax	IpAddress
Max-Access	accessible-for-notify
Status	current
Description	This object represents the switch IP address.

wlsxTrapSwitchRole

Syntax	ArubaSwitchRole
Max-Access	accessible-for-notify
Status	current
Description	This object represents the role of the switch.

wlsxTrapUserIpAddress

Syntax	IpAddress
Max-Access	accessible-for-notify
Status	current
Description	This object represents the IP address of the user.

wlsxTrapUserPhyAddress

Syntax	MacAddress
Max-Access	accessible-for-notify
Status	current
Description	This object represents the MAC address of the user.

wlsxTrapUserName

Syntax	DisplayString(Size(0..64))
Max-Access	accessible-for-notify
Status	current
Description	This object represents the user name.

wlsxTrapUserRole

Syntax	DisplayString(Size(0..64))
Max-Access	accessible-for-notify
Status	current
Description	This object represents the authentication method of the user.

wlsxTrapUserAuthenticationMethod

Syntax	ArubaAuthenticationMethods
Max-Access	accessible-for-notify
Status	current
Description	This object represents the authentication method of the user.

wlsxTrapAPRadioNumber

Syntax	Integer32
Max-Access	accessible-for-notify
Status	current
Description	This object represents the radio number.

wlsxTrapRogueInfoURL

Syntax	DisplayString(Size(0..64))
Max-Access	accessible-for-notify
Status	current
Description	This object is used to point to the WEBGUI Rogue AP information URL.

wlsxTrapInterferingAPInfoURL

Syntax	DisplayString(Size(0..64))
Max-Access	accessible-for-notify
Status	current
Description	This object is used to point to the WEBGUI Rogue interfering access point information URL.

wlsxTrapPortNumber

Syntax	Integer32
Max-Access	accessible-for-notify
Status	current
Description	This object is used in the traps to indicate the port number.

wlsxTrapTime

Syntax	DateAndTime
Max-Access	accessible-for-notify
Status	current
Description	This object is used in all the enterprise traps to indicate the time when the trap is generated on the switch.

wlsxTrapHostIp

Syntax	IpAddress
Max-Access	accessible-for-notify
Status	current
Description	This object represents the trap host.

wlsxTrapHostPort

Syntax	Integer32
Max-Access	accessible-for-notify
Status	current
Description	This object represents the trap host port.

wlsxTrapConfigurationId

Syntax	Integer32
Max-Access	accessible-for-notify
Status	current
Description	This object represents the ID of the configuration used in traps.
History	Added in AOS-W 3.1.0.0.

wlsxTrapCTSURL

Syntax	DisplayString(Size(0..64))
Max-Access	accessible-for-notify
Status	current
Description	This object represents the URL from which the transfer should happen.
History	Added in AOS-W 3.1.0.0.

wlsxTrapCTSTransferType

Syntax	DisplayString(Size(0..64))
Max-Access	accessible-for-notify
Status	current
Description	This object represents the transfer type, upload or download.
History	Added in AOS-W 3.1.0.0.

wlsxTrapConfigurationState

Syntax	ArubaConfigurationState
Max-Access	accessible-for-notify
Status	current
Description	This object represents the state of the configuration transfer.
History	Added in AOS-W 3.1.0.0.

wlsxTrapUpdateFailureReason

Syntax	DisplayString(Size(0..64))
Max-Access	accessible-for-notify
Status	current
Description	This object represents the reason for the update failure.
History	Added in AOS-W 3.1.0.0.

wlsxTrapUpdateFailedObj

Syntax	DisplayString(Size(0..64))
Max-Access	accessible-for-notify
Status	current
Description	This variable represents the AMAPI object which is the reason for the update failure.
History	Added in AOS-W 3.1.0.0.

wlsxTrapTableEntryChangeType

Syntax	ArubaConfigurationChangeType
Max-Access	accessible-for-notify
Status	current
Description	This object represents the type of the configuration change.
History	Added in AOS-W 3.1.0.0.

wlsxTrapGlobalConfigObj

Syntax	DisplayString(Size(0..64))
Max-Access	accessible-for-notify
Status	current
Description	This variable represents the AMAPI object corresponding to the global configuration change.
History	Added in AOS-W 3.1.0.0.

wlsxTrapTableGenNumber

Syntax	Integer32
Max-Access	accessible-for-notify
Status	current
Description	This object represents the generation number of a table. Used in the MMS to keep track of the table content changes.
History	Added in AOS-W 3.1.0.0.

wlsxTrapLicenseId

Syntax	Integer32
Max-Access	accessible-for-notify
Status	current
Description	This object is used in the traps to indicate the license ID.
History	Added in AOS-W 3.1.0.0.

wlsxTrapConfidenceLevel

Syntax	Integer32
Max-Access	accessible-for-notify
Status	current
Description	This object is used in the traps to indicate the confidence level as a percentage.
History	Added in AOS-W 3.1.0.0.

wlsxTrapMissingLicenses

Syntax	DisplayString(Size(0..64))
Max-Access	accessible-for-notify
Status	current
Description	This variable indicates any licenses that are not present during a configuration update.
History	Added in AOS-W 3.1.0.0.

wlsxVoiceCurrentNumCdr

Syntax	Integer32
Max-Access	accessible-for-notify
Status	current
Description	This object represents the number of CDRs in buffer.
History	Added in AOS-W 3.1.0.0.

wlsxTrapTunnelId

Syntax	Integer32
Max-Access	accessible-for-notify
Status	current
Description	This object represents the tunnel ID.
History	Added in AOS-W 3.1.0.0.

wlsxTrapTunnelStatus

Syntax	Integer32
Max-Access	accessible-for-notify
Status	current
Description	This object represents the tunnel status.
History	Added in AOS-W 3.1.0.0.

wlsxTrapTunnelUpReason

Syntax	DisplayString(Size(0..64))
Max-Access	accessible-for-notify
Status	current
Description	This object represents the tunnel up reason.
History	Added in AOS-W 3.1.0.0.

wlsxTrapTunnelDownReason

Syntax	DisplayString(Size(0..64))
Max-Access	accessible-for-notify
Status	current
Description	This object represents the tunnel down reason.
History	Added in AOS-W 3.1.0.0.

wlsxTrapApSerialNumber

Syntax	DisplayString(Size(0..64))
Max-Access	accessible-for-notify
Status	current
Description	This object represents the AP serial number.
History	Added in AOS-W 3.4.

wlsxTraptimeStr

Syntax	DisplayString(Size(0..64))
Max-Access	accessible-for-notify
Status	current
Description	This object represents the Time in String format.
History	Added in AOS-W 3.4.

wlsxTrapMasterIp

Syntax	IpAddress
Max-Access	accessible-for-notify
Status	current
Description	This object represents the master IP address.
History	Added in AOS-W 3.4.1

wlsxTrapLocalIp

Syntax	IpAddress
Max-Access	accessible-for-notify
Status	current
Description	This object represents the local IP address.
History	Added in AOS-W 3.4.1

wlsxTrapMasterName

Syntax	DisplayString(Size(0..64))
Max-Access	accessible-for-notify
Status	current
Description	This object represents the master switch name.
History	Added in AOS-W 3.4.1

wlsxTrapLocalName

Syntax	DisplayString(Size(0..64))
Max-Access	accessible-for-notify
Status	current
Description	This object represents the local switch name.
History	Added in AOS-W 3.4.1

wlsxTrapPrimaryControllerIp

Syntax	IpAddress
Max-Access	accessible-for-notify
Status	current
Description	This object represents the IP address of the AP's primary switch.
History	Added in AOS-W 3.4.1

wlsxTrapBackupControllerIp

Syntax	IpAddress
Max-Access	accessible-for-notify
Status	current
Description	This object represents the IP address of the AP's backup switch.
History	Added in AOS-W 3.4.1

wlsx Trap Definitions Group

Table 92 *wlsx Trap Definitions Group OIDs*

Object	Object ID	
wlsxVLANLinkUp	1.3.6.1.4.1.14823.2.3.1.11.1.2.1000	wlsxTrapDefinitionsGroup 1000
wlsxVLANLinkDown	1.3.6.1.4.1.14823.2.3.1.11.1.2.1001	wlsxTrapDefinitionsGroup 1001
wlsxSignatureMatch	1.3.6.1.4.1.14823.2.3.1.11.1.2.1002	wlsxTrapDefinitionsGroup 1002
wlsxNodeRateAnomaly	1.3.6.1.4.1.14823.2.3.1.11.1.2.1003	wlsxTrapDefinitionsGroup 1003
wlsxNormalTemperature	1.3.6.1.4.1.14823.2.3.1.11.1.2.1004	wlsxTrapDefinitionsGroup 1004
wlsxProcessRestart	1.3.6.1.4.1.14823.2.3.1.11.1.2.1005	wlsxTrapDefinitionsGroup 1005
wlsxFlashSpaceOK	1.3.6.1.4.1.14823.2.3.1.11.1.2.1006	wlsxTrapDefinitionsGroup 1006
wlsxMemoryUsageOK	1.3.6.1.4.1.14823.2.3.1.11.1.2.1007	wlsxTrapDefinitionsGroup 1007
wlsxPowerSupplyOK	1.3.6.1.4.1.14823.2.3.1.11.1.2.1008	wlsxTrapDefinitionsGroup 1008
wlsxFanOK	1.3.6.1.4.1.14823.2.3.1.11.1.2.1009	wlsxTrapDefinitionsGroup 1009
wlsxInRangeVoltage	1.3.6.1.4.1.14823.2.3.1.11.1.2.1010	wlsxTrapDefinitionsGroup 1010
wlsxCoverageHoleResolved	1.3.6.1.4.1.14823.2.3.1.11.1.2.1011	wlsxTrapDefinitionsGroup 1011
wlsxNSwitchIPChanged	1.3.6.1.4.1.14823.2.3.1.11.1.2.1012	wlsxTrapDefinitionsGroup 1012
wlsxNSwitchRoleChange	1.3.6.1.4.1.14823.2.3.1.11.1.2.1013	wlsxTrapDefinitionsGroup 1013
wlsxNUserEntryCreated	1.3.6.1.4.1.14823.2.3.1.11.1.2.1014	wlsxTrapDefinitionsGroup 1014
wlsxNUserEntryDeleted	1.3.6.1.4.1.14823.2.3.1.11.1.2.1015	wlsxTrapDefinitionsGroup 1015
wlsxNUserEntryAuthenticated	1.3.6.1.4.1.14823.2.3.1.11.1.2.1016	wlsxTrapDefinitionsGroup 1016
wlsxNUserEntryDeAuthenticated	1.3.6.1.4.1.14823.2.3.1.11.1.2.1017	wlsxTrapDefinitionsGroup 1017
wlsxNUserAuthenticationFailed	1.3.6.1.4.1.14823.2.3.1.11.1.2.1018	wlsxTrapDefinitionsGroup 1018
wlsxNAuthServerReqTimedOut	1.3.6.1.4.1.14823.2.3.1.11.1.2.1019	wlsxTrapDefinitionsGroup 1019
wlsxNAuthServerTimedOut	1.3.6.1.4.1.14823.2.3.1.11.1.2.1020	wlsxTrapDefinitionsGroup 1020
wlsxNAuthServerIsUp	1.3.6.1.4.1.14823.2.3.1.11.1.2.1021	wlsxTrapDefinitionsGroup 1021
wlsxNAuthMaxUserEntries	1.3.6.1.4.1.14823.2.3.1.11.1.2.1022	wlsxTrapDefinitionsGroup 1022
wlsxNAuthMaxAclEntries	1.3.6.1.4.1.14823.2.3.1.11.1.2.1023	wlsxTrapDefinitionsGroup 1023
wlsxNAuthMaxBWContracts	1.3.6.1.4.1.14823.2.3.1.11.1.2.1024	wlsxTrapDefinitionsGroup 1024
wlsxNPowerSupplyFailure	1.3.6.1.4.1.14823.2.3.1.11.1.2.1025	wlsxTrapDefinitionsGroup 1025
wlsxNFanFailure	1.3.6.1.4.1.14823.2.3.1.11.1.2.1026	wlsxTrapDefinitionsGroup 1026
wlsxNOutOfRangeVoltage	1.3.6.1.4.1.14823.2.3.1.11.1.2.1027	wlsxTrapDefinitionsGroup 1027
wlsxNOutOfRangeTemperature	1.3.6.1.4.1.14823.2.3.1.11.1.2.1028	wlsxTrapDefinitionsGroup 1028
wlsxNLCInserted	1.3.6.1.4.1.14823.2.3.1.11.1.2.1029	wlsxTrapDefinitionsGroup 1029
wlsxNSCInserted	1.3.6.1.4.1.14823.2.3.1.11.1.2.1030	wlsxTrapDefinitionsGroup 1030
wlsxNGBICInserted	1.3.6.1.4.1.14823.2.3.1.11.1.2.1031	wlsxTrapDefinitionsGroup 1031
wlsxNProcessDied	1.3.6.1.4.1.14823.2.3.1.11.1.2.1032	wlsxTrapDefinitionsGroup 1032

Table 92 *wlsx Trap Definitions Group OIDs (Continued)*

Object	Object ID	
wlsxNProcessExceedsMemoryLimits	1.3.6.1.4.1.14823.2.3.1.11.1.2.1033	wlsxTrapDefinitionsGroup 1033
wlsxNLowOnFlashSpace	1.3.6.1.4.1.14823.2.3.1.11.1.2.1034	wlsxTrapDefinitionsGroup 1034
wlsxNLowMemory	1.3.6.1.4.1.14823.2.3.1.11.1.2.1035	wlsxTrapDefinitionsGroup 1035
wlsxNFanTrayRemoved	1.3.6.1.4.1.14823.2.3.1.11.1.2.1036	wlsxTrapDefinitionsGroup 1036
wlsxNFanTrayInserted	1.3.6.1.4.1.14823.2.3.1.11.1.2.1037	wlsxTrapDefinitionsGroup 1037
wlsxNLCRemoved	1.3.6.1.4.1.14823.2.3.1.11.1.2.1038	wlsxTrapDefinitionsGroup 1038
wlsxNPowerSupplyMissing	1.3.6.1.4.1.14823.2.3.1.11.1.2.1039	wlsxTrapDefinitionsGroup 1039
wlsxNAccessPointsUp	1.3.6.1.4.1.14823.2.3.1.11.1.2.1040	wlsxTrapDefinitionsGroup 1040
wlsxNAccessPointsDown	1.3.6.1.4.1.14823.2.3.1.11.1.2.1041	wlsxTrapDefinitionsGroup 1041
wlsxNCoverageHoleDetected	1.3.6.1.4.1.14823.2.3.1.11.1.2.1042	wlsxTrapDefinitionsGroup 1042
wlsxNChannelChanged	1.3.6.1.4.1.14823.2.3.1.11.1.2.1043	wlsxTrapDefinitionsGroup 1043
wlsxNStationAddedToBlackList	1.3.6.1.4.1.14823.2.3.1.11.1.2.1044	wlsxTrapDefinitionsGroup 1044
wlsxNStationRemovedFromBlackList	1.3.6.1.4.1.14823.2.3.1.11.1.2.1045	wlsxTrapDefinitionsGroup 1045
wlsxNIpSpoofingDetected	1.3.6.1.4.1.14823.2.3.1.11.1.2.1046	wlsxTrapDefinitionsGroup 1046
wlsxNDBCommunicationFailure	1.3.6.1.4.1.14823.2.3.1.11.1.2.1047	wlsxTrapDefinitionsGroup 1047
wlsxNVrrpStateChange	1.3.6.1.4.1.14823.2.3.1.11.1.2.1048	wlsxTrapDefinitionsGroup 1048
wlsxNRadioAttributesChanged	1.3.6.1.4.1.14823.2.3.1.11.1.2.1049	wlsxTrapDefinitionsGroup 1049
wlsxNESIServerUp	1.3.6.1.4.1.14823.2.3.1.11.1.2.1050	wlsxTrapDefinitionsGroup 1050
wlsxNESIServerDown	1.3.6.1.4.1.14823.2.3.1.11.1.2.1051	wlsxTrapDefinitionsGroup 1051
wlsxNLicenseExpiry	1.3.6.1.4.1.14823.2.3.1.11.1.2.1053	wlsxTrapDefinitionsGroup 1053
wlsxUnsecureAPDetected	1.3.6.1.4.1.14823.2.3.1.11.1.2.1053	wlsxTrapDefinitionsGroup 1053
wlsxUnsecureAPResolved	1.3.6.1.4.1.14823.2.3.1.11.1.2.1054	wlsxTrapDefinitionsGroup 1054
wlsxStalmpersonation	1.3.6.1.4.1.14823.2.3.1.11.1.2.1055	wlsxTrapDefinitionsGroup 1055
wlsxReservedChannelViolation	1.3.6.1.4.1.14823.2.3.1.11.1.2.1056	wlsxTrapDefinitionsGroup 1056
wlsxValidSSIDViolation	1.3.6.1.4.1.14823.2.3.1.11.1.2.1057	wlsxTrapDefinitionsGroup 1057
wlsxChannelMisconfiguration	1.3.6.1.4.1.14823.2.3.1.11.1.2.1058	wlsxTrapDefinitionsGroup 1058
wlsxOUIMisconfiguration	1.3.6.1.4.1.14823.2.3.1.11.1.2.1059	wlsxTrapDefinitionsGroup 1059
wlsxSSIDMisconfiguration	1.3.6.1.4.1.14823.2.3.1.11.1.2.1060	wlsxTrapDefinitionsGroup 1060
wlsxShortPreambleMisconfiguration	1.3.6.1.4.1.14823.2.3.1.11.1.2.1061	wlsxTrapDefinitionsGroup 1061
wlsxWPAMisconfiguration	1.3.6.1.4.1.14823.2.3.1.11.1.2.1062	wlsxTrapDefinitionsGroup 1062
wlsxAdhocNetworkDetected	1.3.6.1.4.1.14823.2.3.1.11.1.2.1063	wlsxTrapDefinitionsGroup 1063
wlsxAdhocNetworkRemoved	1.3.6.1.4.1.14823.2.3.1.11.1.2.1064	wlsxTrapDefinitionsGroup 1064
wlsxStaPolicyViolation	1.3.6.1.4.1.14823.2.3.1.11.1.2.1065	wlsxTrapDefinitionsGroup 1065
wlsxRepeatWEPIVViolation	1.3.6.1.4.1.14823.2.3.1.11.1.2.1066	wlsxTrapDefinitionsGroup 1066

Table 92 *wlsx Trap Definitions Group OIDs (Continued)*

Object	Object ID	
wlsxWeakWEPIVViolation	1.3.6.1.4.1.14823.2.3.1.11.1.2.1067	wlsxTrapDefinitionsGroup 1067
wlsxChannelInterferenceDetected	1.3.6.1.4.1.14823.2.3.1.11.1.2.1068	wlsxTrapDefinitionsGroup 1068
wlsxChannelInterferenceCleared	1.3.6.1.4.1.14823.2.3.1.11.1.2.1069	wlsxTrapDefinitionsGroup 1069
wlsxAPInterferenceDetected	1.3.6.1.4.1.14823.2.3.1.11.1.2.1070	wlsxTrapDefinitionsGroup 1070
wlsxAPInterferenceCleared	1.3.6.1.4.1.14823.2.3.1.11.1.2.1071	wlsxTrapDefinitionsGroup 1071
wlsxStaInterferenceDetected	1.3.6.1.4.1.14823.2.3.1.11.1.2.1072	wlsxTrapDefinitionsGroup 1072
wlsxStaInterferenceCleared	1.3.6.1.4.1.14823.2.3.1.11.1.2.1073	wlsxTrapDefinitionsGroup 1073
wlsxFrameRetryRateExceeded	1.3.6.1.4.1.14823.2.3.1.11.1.2.1074	wlsxTrapDefinitionsGroup 1074
wlsxFrameReceiveErrorRateExceeded	1.3.6.1.4.1.14823.2.3.1.11.1.2.1075	wlsxTrapDefinitionsGroup 1075
wlsxFrameFragmentationRateExceeded	1.3.6.1.4.1.14823.2.3.1.11.1.2.1076	wlsxTrapDefinitionsGroup 1076
wlsxFrameBandWidthRateExceeded	1.3.6.1.4.1.14823.2.3.1.11.1.2.1077	wlsxTrapDefinitionsGroup 1077
wlsxFrameLowSpeedRateExceeded	1.3.6.1.4.1.14823.2.3.1.11.1.2.1078	wlsxTrapDefinitionsGroup 1078
wlsxFrameNonUnicastRateExceeded	1.3.6.1.4.1.14823.2.3.1.11.1.2.1079	wlsxTrapDefinitionsGroup 1079
wlsxLoadbalancingEnabled	1.3.6.1.4.1.14823.2.3.1.11.1.2.1080	wlsxTrapDefinitionsGroup 1080
wlsxLoadbalancingDisabled	1.3.6.1.4.1.14823.2.3.1.11.1.2.1081	wlsxTrapDefinitionsGroup 1081
wlsxChannelFrameRetryRateExceeded	1.3.6.1.4.1.14823.2.3.1.11.1.2.1082	wlsxTrapDefinitionsGroup 1082
wlsxChannelFrameFragmentationRateExceeded	1.3.6.1.4.1.14823.2.3.1.11.1.2.1083	wlsxTrapDefinitionsGroup 1083
wlsxChannelFrameErrorRateExceeded	1.3.6.1.4.1.14823.2.3.1.11.1.2.1084	wlsxTrapDefinitionsGroup 1084
wlsxSignatureMatchAP	1.3.6.1.4.1.14823.2.3.1.11.1.2.1085	wlsxTrapDefinitionsGroup 1085
wlsxSignatureMatchSta	1.3.6.1.4.1.14823.2.3.1.11.1.2.1086	wlsxTrapDefinitionsGroup 1086
wlsxChannelRateAnomaly	1.3.6.1.4.1.14823.2.3.1.11.1.2.1087	wlsxTrapDefinitionsGroup 1087
wlsxNodeRateAnomalyAP	1.3.6.1.4.1.14823.2.3.1.11.1.2.1088	wlsxTrapDefinitionsGroup 1088
wlsxNodeRateAnomalySta	1.3.6.1.4.1.14823.2.3.1.11.1.2.1089	wlsxTrapDefinitionsGroup 1089
wlsxEAPRateAnomaly	1.3.6.1.4.1.14823.2.3.1.11.1.2.1090	wlsxTrapDefinitionsGroup 1090
wlsxSignalAnomaly	1.3.6.1.4.1.14823.2.3.1.11.1.2.1091	wlsxTrapDefinitionsGroup 1091
wlsxSequenceNumberAnomalyAP	1.3.6.1.4.1.14823.2.3.1.11.1.2.1092	wlsxTrapDefinitionsGroup 1092
wlsxSequenceNumberAnomalySta	1.3.6.1.4.1.14823.2.3.1.11.1.2.1093	wlsxTrapDefinitionsGroup 1093
wlsxDisconnectStationAttack	1.3.6.1.4.1.14823.2.3.1.11.1.2.1094	wlsxTrapDefinitionsGroup 1094
wlsxApFloodAttack	1.3.6.1.4.1.14823.2.3.1.11.1.2.1095	wlsxTrapDefinitionsGroup 1095
wlsxAdhocNetwork	1.3.6.1.4.1.14823.2.3.1.11.1.2.1096	wlsxTrapDefinitionsGroup 1096
wlsxWirelessBridge	1.3.6.1.4.1.14823.2.3.1.11.1.2.1097	wlsxTrapDefinitionsGroup 1097
wlsxInvalidMacOUIAP	1.3.6.1.4.1.14823.2.3.1.11.1.2.1098	wlsxTrapDefinitionsGroup 1098
wlsxInvalidMacOUISta	1.3.6.1.4.1.14823.2.3.1.11.1.2.1099	wlsxTrapDefinitionsGroup 1099
wlsxWEPMisconfiguration	1.3.6.1.4.1.14823.2.3.1.11.1.2.1100	wlsxTrapDefinitionsGroup 1100

Table 92 *wlsx Trap Definitions Group OIDs (Continued)*

Object	Object ID	
wlsxStaRepeatWEPIVViolation	1.3.6.1.4.1.14823.2.3.1.11.1.2.1101	wlsxTrapDefinitionsGroup 1101
wlsxStaWeakWEPIVViolation	1.3.6.1.4.1.14823.2.3.1.11.1.2.1102	wlsxTrapDefinitionsGroup 1102
wlsxStaAssociatedToUnsecureAP	1.3.6.1.4.1.14823.2.3.1.11.1.2.1103	wlsxTrapDefinitionsGroup 1103
wlsxStaUnAssociatedFromUnsecureAP	1.3.6.1.4.1.14823.2.3.1.11.1.2.1104	wlsxTrapDefinitionsGroup 1104
wlsxAdhocNetworkBridgeDetected	1.3.6.1.4.1.14823.2.3.1.11.1.2.1105	wlsxTrapDefinitionsGroup 1105
wlsxInterferingApDetected	1.3.6.1.4.1.14823.2.3.1.11.1.2.1106	wlsxTrapDefinitionsGroup 1106
wlsxPortUp	1.3.6.1.4.1.14823.2.3.1.11.1.2.1107	wlsxTrapDefinitionsGroup 1107
wlsxPortDown	1.3.6.1.4.1.14823.2.3.1.11.1.2.1108	wlsxTrapDefinitionsGroup 1108
wlsxBSSIDIsUpS	1.3.6.1.4.1.14823.2.3.1.11.1.2.1109	wlsxTrapDefinitionsGroup 1109
wlsxBSSIDIsDown	1.3.6.1.4.1.14823.2.3.1.11.1.2.1110	wlsxTrapDefinitionsGroup 1110
wlsxColdStart	1.3.6.1.4.1.14823.2.3.1.11.1.2.1111	wlsxTrapDefinitionsGroup 1111
wlsxWarmStart	1.3.6.1.4.1.14823.2.3.1.11.1.2.1112	wlsxTrapDefinitionsGroup 1112
wlsxAPImpersonation	1.3.6.1.4.1.14823.2.3.1.11.1.2.1113	wlsxTrapDefinitionsGroup 1113
wlsxInformQueueOverFlow	1.3.6.1.4.1.14823.2.3.1.11.1.2.1114	wlsxTrapDefinitionsGroup 1114
wlsxNAuthServerIsDown	1.3.6.1.4.1.14823.2.3.1.11.1.2.1115	wlsxTrapDefinitionsGroup 1115
wlsxCTSTransferError	1.3.6.1.4.1.14823.2.3.1.11.1.2.1116	wlsxTrapDefinitionsGroup 1116
wlsxCTSTransferSucceeded	1.3.6.1.4.1.14823.2.3.1.11.1.2.1117	wlsxTrapDefinitionsGroup 1117
wlsxConfigurationUpdateError	1.3.6.1.4.1.14823.2.3.1.11.1.2.1118	wlsxTrapDefinitionsGroup 1118
wlsxConfigurationUpdateSucceeded	1.3.6.1.4.1.14823.2.3.1.11.1.2.1119	wlsxTrapDefinitionsGroup 1119
wlsxGlobalConfigurationChangeNotification	1.3.6.1.4.1.14823.2.3.1.11.1.2.1120	wlsxTrapDefinitionsGroup 1120
wlsxUserEntryChanged	1.3.6.1.4.1.14823.2.3.1.11.1.2.1121	wlsxTrapDefinitionsGroup 1121
wlsxAPBssidEntryChanged	1.3.6.1.4.1.14823.2.3.1.11.1.2.1122	wlsxTrapDefinitionsGroup 1122
wlsxAPRadioEntryChanged	1.3.6.1.4.1.14823.2.3.1.11.1.2.1123	wlsxTrapDefinitionsGroup 1123
wlsxAPEntryChanged	1.3.6.1.4.1.14823.2.3.1.11.1.2.1124	wlsxTrapDefinitionsGroup 1124
wlsxSwitchListEntryChanged	1.3.6.1.4.1.14823.2.3.1.11.1.2.1125	wlsxTrapDefinitionsGroup 1125
wlsxPortEntryChanged	1.3.6.1.4.1.14823.2.3.1.11.1.2.1126	wlsxTrapDefinitionsGroup 1126
wlsxVlanEntryChanged	1.3.6.1.4.1.14823.2.3.1.11.1.2.1127	wlsxTrapDefinitionsGroup 1127
wlsxVlanInterfaceEntryChanged	1.3.6.1.4.1.14823.2.3.1.11.1.2.1128	wlsxTrapDefinitionsGroup 1128
wlsxWindowsBridgeDetected	1.3.6.1.4.1.14823.2.3.1.11.1.2.1129	wlsxTrapDefinitionsGroup 1129
wlsxLicenseEntryChanged	1.3.6.1.4.1.14823.2.3.1.11.1.2.1130	wlsxTrapDefinitionsGroup 1130
wlsxEsiServerChanged	1.3.6.1.4.1.14823.2.3.1.11.1.2.1131	wlsxTrapDefinitionsGroup 1131
wlsxMonAPEntryChanged	1.3.6.1.4.1.14823.2.3.1.11.1.2.1132	wlsxTrapDefinitionsGroup 1132
wlsxMonStationEntryChanged	1.3.6.1.4.1.14823.2.3.1.11.1.2.1133	wlsxTrapDefinitionsGroup 1133
wlsxSignAPNetstumbler	1.3.6.1.4.1.14823.2.3.1.11.1.2.1134	wlsxTrapDefinitionsGroup 1134

Table 92 *wlsx Trap Definitions Group OIDs (Continued)*

Object	Object ID	
wlsxSignStaNetstumbler	1.3.6.1.4.1.14823.2.3.1.11.1.2.1135	wlsxTrapDefinitionsGroup 1135
wlsxSignAPAsleep	1.3.6.1.4.1.14823.2.3.1.11.1.2.1136	wlsxTrapDefinitionsGroup 1136
wlsxSignStaAsleep	1.3.6.1.4.1.14823.2.3.1.11.1.2.1137	wlsxTrapDefinitionsGroup 1137
wlsxSignAPAirjack	1.3.6.1.4.1.14823.2.3.1.11.1.2.1138	wlsxTrapDefinitionsGroup 1138
wlsxSignStaAirjack	1.3.6.1.4.1.14823.2.3.1.11.1.2.1139	wlsxTrapDefinitionsGroup 1139
wlsxSignAPNullProbeResp	1.3.6.1.4.1.14823.2.3.1.11.1.2.1140	wlsxTrapDefinitionsGroup 1140
wlsxSignStaNullProbeResp	1.3.6.1.4.1.14823.2.3.1.11.1.2.1141	wlsxTrapDefinitionsGroup 1141
wlsxSignAPDeauthBcast	1.3.6.1.4.1.14823.2.3.1.11.1.2.1142	wlsxTrapDefinitionsGroup 1142
wlsxSignStaDeauthBcast	1.3.6.1.4.1.14823.2.3.1.11.1.2.1143	wlsxTrapDefinitionsGroup 1143
wlsxWindowsBridgeDetectedAP	1.3.6.1.4.1.14823.2.3.1.11.1.2.1144	wlsxTrapDefinitionsGroup 1144
wlsxWindowsBridgeDetectedSta	1.3.6.1.4.1.14823.2.3.1.11.1.2.1145	wlsxTrapDefinitionsGroup 1145
wlsxAdhocNetworkBridgeDetectedAP	1.3.6.1.4.1.14823.2.3.1.11.1.2.1146	wlsxTrapDefinitionsGroup 1146
wlsxAdhocNetworkBridgeDetectedSta	1.3.6.1.4.1.14823.2.3.1.11.1.2.1147	wlsxTrapDefinitionsGroup 1147
wlsxDisconnectStationAttackAP	1.3.6.1.4.1.14823.2.3.1.11.1.2.1148	wlsxTrapDefinitionsGroup 1148
wlsxDisconnectStationAttackSta	1.3.6.1.4.1.14823.2.3.1.11.1.2.1149	wlsxTrapDefinitionsGroup 1149
wlsxSuspectUnsecureAPDetected	1.3.6.1.4.1.14823.2.3.1.11.1.2.1150	wlsxTrapDefinitionsGroup 1150
wlsxSuspectUnsecureAPResolved	1.3.6.1.4.1.14823.2.3.1.11.1.2.1151	wlsxTrapDefinitionsGroup 1151
wlsxConfigurationLicenseMismatch	1.3.6.1.4.1.14823.2.3.1.11.1.2.1152	wlsxTrapDefinitionsGroup 1152
wlsxVoiceCdrBufferThresholdReached	1.3.6.1.4.1.14823.2.3.1.11.1.2.1153	wlsxTrapDefinitionsGroup 1153
wlsxTunnelUp	1.3.6.1.4.1.14823.2.3.1.11.1.2.1154	wlsxTrapDefinitionsGroup 1154
wlsxTunnelDown	1.3.6.1.4.1.14823.2.3.1.11.1.2.1155	wlsxTrapDefinitionsGroup 1155
wlsxMeshNodeEntryChanged	1.3.6.1.4.1.14823.2.3.1.11.1.2.1156	wlsxTrapDefinitionsGroup 1156
wlsxHtGreenfieldSupported	1.3.6.1.4.1.14823.2.3.1.11.1.2.1157	wlsxTrapDefinitionsGroup 1157
wlsxHT40MHzIntoleranceAP	1.3.6.1.4.1.14823.2.3.1.11.1.2.1158	wlsxTrapDefinitionsGroup 1158
wlsxHT40MHzIntoleranceSta	1.3.6.1.4.1.14823.2.3.1.11.1.2.1159	wlsxTrapDefinitionsGroup 1159
wlsxNAuthServerAllInService	1.3.6.1.4.1.14823.2.3.1.11.1.2.1160	wlsxTrapDefinitionsGroup 1160
wlsxNAdhocNetwork	1.3.6.1.4.1.14823.2.3.1.11.1.2.1161	wlsxTrapDefinitionsGroup 1161
wlsxNAdhocNetworkBridgeDetectedAP	1.3.6.1.4.1.14823.2.3.1.11.1.2.1162	wlsxTrapDefinitionsGroup 1162
wlsxNAdhocNetworkBridgeDetectedSta	1.3.6.1.4.1.14823.2.3.1.11.1.2.1163	wlsxTrapDefinitionsGroup 1163
wlsxNAuthMaxXsecUserEntries	1.3.6.1.4.1.14823.2.3.1.11.1.2.1164	wlsxTrapDefinitionsGroup 1164
wlsxNVpnMaxSessions	1.3.6.1.4.1.14823.2.3.1.11.1.2.1165	wlsxTrapDefinitionsGroup 1165
wlsxNRapExpiredPSK	1.3.6.1.4.1.14823.2.3.1.11.1.2.1166	wlsxTrapDefinitionsGroup 1166
wlsxNRapWarnExpiredPSK	1.3.6.1.4.1.14823.2.3.1.11.1.2.1167	wlsxTrapDefinitionsGroup 1167
wlsxNConnectionResetWithLocall	1.3.6.1.4.1.14823.2.3.1.11.1.2.1168	wlsxTrapDefinitionsGroup 1168

Table 92 *wlsx Trap Definitions Group OIDs (Continued)*

Object	Object ID	
wlsxNApOnBackupController	1.3.6.1.4.1.14823.2.3.1.11.1.2.1169	wlsxTrapDefinitionsGroup 1169

wlsxVLANLinkUp

Objects	{ wlsxTrapVLANId, wlsxTrapAdminStatus, wlsxTrapOperStatus }
Status	current
Description	This trap indicates that a VLAN interface is up.

wlsxVLANLinkDown

Objects	{ wlsxTrapVLANId, wlsxTrapAdminStatus, wlsxTrapOperStatus }
Status	current
Description	This trap indicates that a VLAN interface is down.

wlsxSignatureMatch

Objects	{ wlsxTrapSignatureName, wlsxTrapSourceMac, wlsxTrapSnr, wlsxTrapAPBSSID, wlsxTrapAPLocation }
Status	current
Description	This trap indicates that a signature match is detected.

wlsxNodeRateAnomaly

Objects	{ wlsxTrapFrameType, wlsxTrapNodeMac, wlsxTrapSnr, wlsxTrapAPBSSID, wlsxTrapAPLocation }
Status	current
Description	This trap indicates that a node is exceeding the threshold set for the frame type.

wlsxNormalTemperature

Objects	{ wlsxTrapTemperatureValue }
Status	current
Description	This trap indicates that the temperature has returned to an acceptable range.

wlsxProcessRestart

Objects	{ wlsxTrapProcessName }
Status	current
Description	This trap indicates that the named process has been restarted.

wlsxFlashSpaceOK

Status	current
Description	This trap indicates that the system flash space is back to a sufficient level.

wlsxMemoryUsageOK

Status	current
Description	This trap indicates that the free memory usage is back to a sufficient level. The system memory threshold is 5 MB.

wlsxPowerSupplyOK

Status	current
Description	This trap indicates that the system power supply conditions have returned to normal operation status.

wlsxFanOK

Objects	{ wlsxTrapFanNumber }
Status	current
Description	This trap indicates that the fan has returned to normal.

wlsxInRangeVoltage

Objects	{ wlsxTrapVoltageType, wlsxTrapVoltageValue }
Status	current
Description	This trap indicates that the switch voltage is back within range.

wlsxCoverageHoleResolved

Objects	{ wlsxTrapAPBSSID, wlsxTrapAPLocation, wlsxTrapNodeMac }
Status	current
Description	This trap indicates that a coverage hole at location wlsxTrapAPLocation has been resolved.
History	Updated in AOS-W 3.1 — description.

wlsxNSwitchIPChanged

Objects	{ wlsxTrapSwitchIp }
Status	current
Description	This trap indicates that the switch IP address has changed.

wlsxNSwitchRoleChange

Objects	{ wlsxTrapSwitchRole }
Status	current
Description	This trap indicates that the role of the switch IP address has changed in the domain.

wlsxNUserEntryCreated

Objects	{ wlsxTrapUserIpAddress, wlsxTrapUserPhyAddress }
Status	current
Description	This trap indicates that a new user is created.

wlsxNUserEntryDeleted

Objects	{ wlsxTrapUserIpAddress, wlsxTrapUserPhyAddress }
Status	current
Description	This trap indicates that a user is deleted.
History	Added in AOS-W 3.1.0.0.

wlsxNUserEntryAuthenticated

Objects	{ wlsxTrapUserIpAddress, wlsxTrapUserPhyAddress, wlsxTrapUserName, wlsxTrapUserAuthenticatio Method, wlsxTrapUserRole }
Status	current
Description	This trap indicates that a user is authenticated.
History	Added in AOS-W 3.1.0.0.

wlsxNUserEntryDeAuthenticated

Objects	{ wlsxTrapUserIpAddress, wlsxTrapUserPhyAddress }
Status	current
Description	This trap indicates that a user is deauthenticated.
History	Added in AOS-W 3.1.0.0.

wlsxNUserAuthenticationFailed

Objects	{ wlsxTrapUserIpAddress, wlsxTrapUserPhyAddress }
Status	current
Description	This trap indicates that a user authentication has failed.
History	Added in AOS-W 3.1.0.0.

wlsxNAuthServerReqTimedOut

Objects	{ wlsxTrapAuthServerName }
Status	current
Description	This trap indicates that the authentication server request timed out.
History	Added in AOS-W 3.1.0.0.

wlsxNAuthServerTimedOut

Objects	{ wlsxTrapAuthServerName, wlsxTrapAuthServerTimeout }
Status	current
Description	This trap indicates that the authentication server timed out.
History	Added in AOS-W 3.1.0.0.

wlsxNAuthServerIsUp

Objects	{ wlsxTrapAuthServerName }
Status	current
Description	This trap indicates that an authentication server is up.
History	Added in AOS-W 3.1.0.0.

wlsxNAuthMaxUserEntries

Status	current
Description	This trap indicates that the user entries table is full and cannot add any more entries.
History	Added in AOS-W 3.1.0.0.

wlsxNAuthMaxAclEntries

Status	current
Description	This trap indicates the ACL entries table is full and cannot add any more entries.
History	Added in AOS-W 3.1.0.0.

wlsxNAuthMaxBWContracts

Status	current
Description	This trap indicates the switch reached the maximum number of configurable bandwidth contracts.
History	Added in AOS-W 3.1.0.0.

wlsxNPowerSupplyFailure

Status	current
Description	This trap indicates the power supply has failed.
History	Added in AOS-W 3.1.0.0.

wlsxNFanFailure

Objects	{ wlsxTrapFanNumber }
Status	current
Description	This trap indicates that the fan has failed.
History	Added in AOS-W 3.1.0.0.

wlsxNOutOfRangeVoltage

Objects	{ wlsxTrapVoltageType, wlsxTrapVoltageValue }
Status	current
Description	This trap indicates that the switch received out-of-range voltage.
History	Added in AOS-W 3.1.0.0.

wlsxNOutOfRangeTemperature

Objects	{ wlsxTrapTemperatureValue }
Status	current
Description	This trap indicates that the switch internal temperature is out-of-bounds voltage.
History	Added in AOS-W 3.1.0.0.

wlsxNLCInserted

Objects	{ wlsxTrapCardSlot }
Status	current
Description	This trap indicates that a line card is inserted.
History	Added in AOS-W 3.1.0.0.

wlsxNSCInserted

Objects	{ wlsxTrapCardSlot }
Status	current
Description	This trap indicates that a supervisor card is inserted.
History	Added in AOS-W 3.1.0.0.

wlsxNGBICInserted

Status	current
Description	This trap indicates that a GBIC is inserted in a line card.
History	Added in AOS-W 3.1.0.0.

wlsxNProcessDied

Objects	{ wlsxTrapProcessName }
Status	current
Description	This trap indicates that a process has died.
History	Added in AOS-W 3.1.0.0.

wlsxNProcessExceedsMemoryLimits

Objects	{ wlsxTrapProcessName }
Status	current
Description	This trap indicates that a process is consuming large amounts of memory.
History	Added in AOS-W 3.1.0.0. This trap is deprecated in AOS-W 3.4.

wlsxNLowOnFlashSpace

Status	current
Description	This trap indicates that the switch is running low on flash space.
History	Added in AOS-W 3.1.0.0.

wlsxNLowMemory

Status	current
Description	This trap indicates that the system free memory is low. The system memory threshold is 5 MB.
History	Added in AOS-W 3.1.0.0.

wlsxNFanTrayRemoved

Status	current
Description	This trap indicates that a fan tray is removed.
History	Added in AOS-W 3.1.0.0.

wlsxNFanTrayInserted

Status	current
Description	This trap indicates that a fan tray is inserted.
History	Added in AOS-W 3.1.0.0.

wlsxNLCRemoved

Objects	{ wlsxTrapCardSlot }
Status	current
Description	This trap indicates that a line card is removed.
History	Added in AOS-W 3.1.0.0.

wlsxNPowerSupplyMissing

Status	current
Description	This trap indicates that the power supply is missing.
History	Added in AOS-W 3.1.0.0.

wlsxNAccessPointIsUp

Objects	{ wlsxTrapAPMacAddress }
Status	current
Description	This trap indicates that an access point is up.
History	Added in AOS-W 3.1.0.0.

wlsxNAccessPointIsDown

Objects	{ wlsxTrapAPMacAddress }
Status	current
Description	This trap indicates that an access point is down.
History	Added in AOS-W 3.1.0.0.

wlsxNCoverageHoleDetected

Objects	{ wlsxTrapAPBSSID, wlsxTrapAPLocation, wlsxTrapNodeMac }
Status	current
Description	This trap indicates that an access point at location wlsxTrapAPLocation has detected a coverage hole.
History	Added in AOS-W 3.1.0.0.

wlsxNChannelChanged

Objects	{ wlsxTrapAPBSSID, wlsxTrapAPLocation, wlsxTrapAPChannel }
Status	current
Description	This trap indicates that an access point at location wlsxTrapAPLocation has changed the channel.
History	Added in AOS-W 3.1.0.0.

wlsxNStationAddedToBlackList

Objects	{ wlsxTrapNodeMac, wlsxTrapStationBlackListReason }
Status	current
Description	This trap indicates that the station is black listed.
History	Added in AOS-W 3.1.0.0.

wlsxNStationRemovedFromBlackList

Objects	{ wlsxTrapNodeMac }
Status	current
Description	This trap indicates that the station is removed from the black list.
History	Added in AOS-W 3.1.0.0.

wlsxNIpSpoofingDetected

Objects	{ wlsxTrapSpoofedIpAddress, wlsxTrapSpoofedOldPhyAddress, wlsxTrapSpoofedNewPhyAddress }
Status	current
Description	A trap indicating that the switch detected IP spoofing.
History	Added in AOS-W 3.1.0.0.

wlsxNDBCommunicationFailure

Objects	{ wlsxTrapDBName, wlsxTrapDBUserName, wlsxTrapDBIpAddress, wlsxTrapDBType }
Status	current
Description	This trap indicates that communication with the database failed.
History	Added in AOS-W 3.1.0.0.

wlsxNVrrpStateChange

Objects	{ wlsxTrapVrrpID, wlsxTrapVrrpMasterIp wlsxTrapVrrpOperState }
Status	current
Description	This trap indicates that VRRP state has changed on the switch.

wlsxNRadioAttributesChanged

Objects	{ wlsxTrapAPMacAddress, wlsxTrapAPRadioNumber, wlsxTrapAPIpAddress, wlsxTrapAPChannel, wlsxTrapAPTxFPower }
Status	current
Description	This trap indicates changes in the radio attributes of an access point.

wlsxNESIServerUp

Objects	{ wlsxTrapESIServerGrpName, wlsxTrapESIServerName, wlsxTrapESIServerIpAddress }
Status	current
Description	This trap indicates that a ESI server is up.

wlsxNESIServerDown

Objects	{ wlsxTrapESIServerGrpName, wlsxTrapESIServerName, wlsxTrapESIServerIpAddress }
Status	current
Description	This trap indicates that a ESI server is down.

wlsxNLicenseExpiry

Objects	{ wlsxTrapLicenseDaysRemaining }
Status	current
Description	This trap indicates that one or more licenses on the switch will expire in wlsxTrapLicenseDaysRemaining days.

wlsxUnsecureAPDetected

Objects	{ wlsxTrapTargetAPBSSID, wlsxTrapTargetAPSSID, wlsxTrapAPMacAddress, wlsxTrapAPRadioNumber, wlsxTrapAPLocation, wlsxTrapAPChannel, wlsxTrapMatchedMac, wlsxTrapMatchedIp, wlsxTrapRogueInfoURL }
Status	current
Description	This trap indicates that an unsecure access point is detected by an air monitor. The AP is declared unsecure, because it is matched to a configured MAC address or IP address.

wlsxUnsecureAPResolved

Objects	{ wlsxTrapTargetAPBSSID, wlsxTrapTargetAPSSID, wlsxTrapAPMacAddress, wlsxTrapAPRadioNumber, wlsxTrapAPLocation, wlsxTrapAPChannel }
Status	current
Description	This trap indicates that a previously detected unsecure access point is no longer present in the network.

wlsxStalmpersonation

Objects	{ wlsxTrapNodeMac, wlsxTrapAPMacAddress, wlsxTrapAPRadioNumber, wlsxTrapAPLocation }
Status	current
Description	This trap indicates that an air monitor detected station impersonation.

wlsxReservedChannelViolation

Objects	{ wlsxTrapTargetAPBSSID, wlsxTrapTargetAPSSID, wlsxTrapAPMacAddress, wlsxTrapAPRadioNumber, wlsxTrapAPLocation, wlsxTrapAPChannel }
Status	current
Description	This trap indicates that an air monitor detected an access point that is violating the reserved channel configuration.

wlsxValidSSIDViolation

Objects	{ wlsxTrapTargetAPBSSID, wlsxTrapTargetAPSSID, wlsxTrapAPMacAddress, wlsxTrapAPRadioNumber, wlsxTrapAPLocation, wlsxTrapAPChannel }
Status	current
Description	This trap indicates that an air monitor detected an access point violating valid SSID configuration.

wlsxChannelMisconfiguration

Objects	{ wlsxTrapTargetAPBSSID, wlsxTrapTargetAPSSID, wlsxTrapAPMacAddress, wlsxTrapAPRadioNumber, wlsxTrapAPLocation, wlsxTrapAPChannel }
Status	current
Description	This trap indicates that an air monitor detected an access point that has a bad channel configuration.

wlsxOUIMisconfiguration

Objects	{ wlsxTrapTargetAPBSSID, wlsxTrapTargetAPSSID, wlsxTrapAPMacAddress, wlsxTrapAPRadioNumber, wlsxTrapAPLocation, wlsxTrapAPChannel }
Status	current
Description	This trap indicates that an air monitor detected an access point that has a bad OUI configuration.

wlsxSSIDMisconfiguration

Objects	{ wlsxTrapTargetAPBSSID, wlsxTrapTargetAPSSID, wlsxTrapAPMacAddress, wlsxTrapAPRadioNumber, wlsxTrapAPLocation, wlsxTrapAPChannel }
Status	current
Description	This trap indicates that an access point has a bad SSID configuration.

wlsxShortPreambleMisconfiguration

Objects	{ wlsxTrapTargetAPBSSID, wlsxTrapTargetAPSSID, wlsxTrapAPMacAddress, wlsxTrapAPRadioNumber, wlsxTrapAPLocation, wlsxTrapAPChannel }
Status	current
Description	This trap indicates that an access point has bad short preamble configuration.

wlsxWPAMisconfiguration

Objects	{ wlsxTrapTargetAPBSSID, wlsxTrapTargetAPSSID, wlsxTrapAPMacAddress, wlsxTrapAPRadioNumber, wlsxTrapAPLocation, wlsxTrapAPChannel }
Status	current
Description	This trap indicates that an access point has bad WPA configuration.

wlsxAdhocNetworkDetected

Objects	{ wlsxTrapTargetAPBSSID, wlsxTrapTargetAPSSID, wlsxTrapAPMacAddress, wlsxTrapAPRadioNumber, wlsxTrapAPLocation, wlsxTrapAPChannel }
STATUS	current
Description	This trap indicates that an air monitor has detected an ad hoc network.

wlsxAdhocNetworkRemoved

Objects	{ wlsxTrapTargetAPBSSID, wlsxTrapTargetAPSSID, wlsxTrapAPMacAddress, wlsxTrapAPRadioNumber, wlsxTrapAPLocation, wlsxTrapAPChannel }
Status	current
Description	This trap indicates that a previously detected ad hoc network is no longer present in the network.

wlsxStaPolicyViolation

Objects	{ wlsxTrapTargetAPBSSID, wlsxTrapNodeMac, wlsxTrapAPMacAddress, wlsxTrapAPRadioNumber, wlsxTrapAPLocation, wlsxTrapAPChannel }
Status	current
Description	This trap indicates that a valid station policy is violated.

wlsxRepeatWEPIVViolation

Objects	{ wlsxTrapTargetAPBSSID, wlsxTrapTargetAPSSID, wlsxTrapAPMacAddress, wlsxTrapAPRadioNumber, wlsxTrapAPLocation, wlsxTrapAPChannel }
Status	current
Description	This trap indicates that an air monitor detected a repeat WEP-IV violation.

wlsxWeakWEPIVViolation

Objects	{ wlsxTrapTargetAPBSSID, wlsxTrapTargetAPSSID, wlsxTrapAPMacAddress, wlsxTrapAPRadioNumber, wlsxTrapAPLocation, wlsxTrapAPChannel }
Status	current
Description	This trap indicates that an AP/AM detected a weak WEP-IV violation.

wlsxChannelInterferenceDetected

Objects	{ wlsxTrapAPMacAddress, wlsxTrapAPRadioNumber, wlsxTrapAPLocation, wlsxTrapAPChannel }
Status	current
Description	This trap indicates that an air monitor has detected channel interference.

wlsxChannelInterferenceCleared

Objects	{ wlsxTrapAPMacAddress, wlsxTrapAPRadioNumber, wlsxTrapAPLocation, wlsxTrapAPChannel }
Status	current
Description	This trap indicates that a previously detected channel interference no longer present.

wlsxAPInterferenceDetected

Objects	{ wlsxTrapTargetAPBSSID, wlsxTrapTargetAPSSID, wlsxTrapAPMacAddress, wlsxTrapAPRadioNumber, wlsxTrapAPLocation, wlsxTrapAPChannel }
Status	current
Description	This trap indicates that an air monitor has detected an AP interference on a channel.

wlsxAPInterferenceCleared

Objects	{ wlsxTrapTargetAPBSSID, wlsxTrapTargetAPSSID, wlsxTrapAPMacAddress, wlsxTrapAPRadioNumber, wlsxTrapAPLocation, wlsxTrapAPChannel }
Status	current
Description	This trap indicates that a previously detected AP interference no longer present.

wlsxStaInterferenceDetected

Objects	{ wlsxTrapTargetAPBSSID, wlsxTrapTargetAPSSID, wlsxTrapAPMacAddress, wlsxTrapAPRadioNumber, wlsxTrapNodeMac, wlsxTrapAPLocation, wlsxTrapAPChannel }
Status	current
Description	This trap indicates that an air monitor has detected a station interference on a channel.

wlsxStaInterferenceCleared

Objects	{ wlsxTrapTargetAPBSSID, wlsxTrapTargetAPSSID, wlsxTrapAPMacAddress, wlsxTrapAPRadioNumber, wlsxTrapNodeMac, wlsxTrapAPLocation, wlsxTrapAPChannel }
Status	current
Description	This trap indicates that a previously detected station interference is no longer present.

wlsxFrameRetryRateExceeded

OBJECT	{ wlsxTrapTargetAPBSSID, wlsxTrapTargetAPSSID, wlsxTrapAPMacAddress, wlsxTrapAPRadioNumber, wlsxTrapAPLocation, wlsxTrapAPChannel }
Status	current
Description	This trap indicates that an air monitor is reporting that an AP has exceeded an upper threshold for frame retry rate for AP.

wlsxFrameReceiveErrorRateExceeded

Objects	{ wlsxTrapTargetAPBSSID, wlsxTrapTargetAPSSID, wlsxTrapAPMacAddress, wlsxTrapAPRadioNumber, wlsxTrapTargetAPChannel, wlsxTrapAPLocation }
Status	current
Description	This trap indicates that an air monitor is reporting that an AP has exceeded an upper threshold for frame receive error rate for AP.

wlsxFrameFragmentationRateExceeded

Objects	{ wlsxTrapTargetAPBSSID, wlsxTrapTargetAPSSID, wlsxTrapAPMacAddress, wlsxTrapAPRadioNumber, wlsxTrapTargetAPChannel, wlsxTrapAPLocation }
Status	current
Description	This trap indicates that an air monitor is reporting that an AP has exceeded an upper threshold for frame fragmentation rate for AP.

wlsxFrameBandwidthRateExceeded

Objects	{ wlsxTrapNodeMac, wlsxTrapTargetAPBSSID, wlsxTrapTargetAPSSID, wlsxTrapAPMacAddress, wlsxTrapAPRadioNumber, wlsxTrapAPLocation, wlsxTrapAPChannel }
Status	current
Description	This trap indicates that an air monitor is reporting that a station has exceeded the allocated bandwidth rate.

wlsxFrameLowSpeedRateExceeded

Objects	{ wlsxTrapNodeMac, wlsxTrapTargetAPBSSID, wlsxTrapTargetAPSSID, wlsxTrapAPMacAddress, wlsxTrapAPRadioNumber, wlsxTrapAPLocation, wlsxTrapAPChannel }
Status	current
Description	This trap indicates that an air monitor is reporting that a station has exceeded the low speed rate.

wlsxFrameNonUnicastRateExceeded

Objects	{ wlsxTrapNodeMac, wlsxTrapTargetAPBSSID, wlsxTrapTargetAPSSID, wlsxTrapAPMacAddress, wlsxTrapAPRadioNumber, wlsxTrapAPLocation, wlsxTrapAPChannel }
Status	current
Description	This trap indicates that an air monitor is reporting that a station has exceeded the non-unicast traffic rate.

wlsxLoadbalancingEnabled

Objects	{ wlsxTrapTargetAPBSSID, wlsxTrapTargetAPSSID, wlsxTrapAPMacAddress, wlsxTrapAPRadioNumber, wlsxTrapAPLocation, wlsxTrapAPChannel }
Status	current
Description	This trap indicates that an air monitor is reporting that an AP has enabled load balancing.

wlsxLoadbalancingDisabled

Objects	{ wlsxTrapTargetAPBSSID, wlsxTrapTargetAPSSID, wlsxTrapAPMacAddress, wlsxTrapAPRadioNumber, wlsxTrapAPLocation, wlsxTrapAPChannel }
Status	current
Description	This trap indicates that an air monitor is reporting that an AP has enabled load balancing.

wlsxChannelFrameRetryRateExceeded

Objects	{ wlsxTrapAPMacAddress, wlsxTrapAPRadioNumber, wlsxTrapAPLocation, wlsxTrapAPChannel }
Status	current
Description	This trap indicates that an air monitor is reporting that it exceeded an upper threshold for frame retry rate.

wlsxChannelFrameFragmentationRateExceeded

Objects	{ wlsxTrapAPMacAddress, wlsxTrapAPRadioNumber, wlsxTrapAPLocation, wlsxTrapAPChannel }
Status	current
Description	This trap indicates that an air monitor is reporting that it exceeded an upper threshold for frame fragmentation rate.

wlsxChannelFrameErrorRateExceeded

Objects	{ wlsxTrapAPMacAddress, wlsxTrapAPRadioNumber, wlsxTrapAPLocation, wlsxTrapAPChannel }
Status	current
Description	This trap indicates that an air monitor is reporting that it exceeded an upper threshold for frame error rate.

wlsxSignatureMatchAP

Objects	{ wlsxTrapSignatureName, wlsxTrapTargetAPBSSID, wlsxTrapTargetAPSSID, wlsxTrapSnr, wlsxTrapAPMacAddress, wlsxTrapAPRadioNumber, wlsxTrapAPLocation }
Status	current
Description	This trap indicates that we detected a signature match from an AP.

wlsxSignatureMatchSta

Objects	{ wlsxTrapSignatureName, wlsxTrapSourceMac, wlsxTrapSnr, wlsxTrapAPMacAddress, wlsxTrapAPRadioNumber, wlsxTrapAPLocation }
Status	current
Description	This trap indicates that we detected a signature match from a station.

wlsxChannelRateAnomaly

Objects	{ wlsxTrapFrameType, wlsxTrapAPMacAddress, wlsxTrapAPRadioNumber, wlsxTrapAPLocation, wlsxTrapAPChannel }
Status	current
Description	This trap indicates that an air monitor detected frames on a channel which exceed the configured IDS rate threshold.

wlsxNodeRateAnomalyAP

Objects	{ wlsxTrapFrameType, wlsxTrapTargetAPBSSID, wlsxTrapTargetAPSSID, wlsxTrapSnr, wlsxTrapAPMacAddress, wlsxTrapAPRadioNumber, wlsxTrapAPLocation }
Status	current
Description	This trap indicates that an air monitor detected frames transmitted by an AP which exceed the configured IDS rate threshold.

wlsxNodeRateAnomalySta

Objects	{ wlsxTrapFrameType, wlsxTrapNodeMac, wlsxTrapSnr, wlsxTrapAPMacAddress, wlsxTrapAPRadioNumber, wlsxTrapAPLocation }
Status	current
Description	This trap indicates that an air monitor detected frames transmitted by a node which exceed the configured IDS rate threshold.

wlsxEAPRateAnomaly

Objects	{ wlsxTrapAPMacAddress, wlsxTrapAPRadioNumber, wlsxTrapAPLocation, wlsxTrapAPChannel }
Status	current
Description	This trap indicates that the number of EAP handshake packets received by an air monitor exceeds the configured IDS EAP handshake rate.

wlsxSignalAnomaly

Objects	{ wlsxTrapAPMacAddress, wlsxTrapAPRadioNumber, wlsxTrapAPLocation, wlsxTrapAPChannel }
Status	current
Description	This trap indicates that an air monitor detected a signal anomaly.

wlsxSequenceNumberAnomalyAP

Objects	{ wlsxTrapTargetAPBSSID, wlsxTrapTargetAPSSID, wlsxTrapSnr, wlsxTrapAPMacAddress, wlsxTrapAPRadioNumber, wlsxTrapAPLocation }
Status	current
Description	This trap indicates that an air monitor received packets from an AP which exceeds the acceptable sequence number difference. The acceptable sequence number difference is an IDS configuration object.

wlsxSequenceNumberAnomalySta

Objects	{ wlsxTrapSourceMac, wlsxTrapSnr, wlsxTrapAPMacAddress, wlsxTrapAPRadioNumber, wlsxTrapAPLocation }
Status	current
Description	This trap indicates that an air monitor received packets from a node which exceeds the acceptable sequence number difference. The acceptable sequence number difference is an IDS Configuration object.

wlsxDisconnectStationAttack

Objects	{ wlsxTrapFrameType, wlsxTrapSourceMac, wlsxTrapSnr, wlsxTrapAPMacAddress, wlsxTrapAPRadioNumber, wlsxTrapAPLocation }
Status	current
Description	This trap indicates that an air monitor detected a station disconnect attack.

wlsxApFloodAttack

Objects	{ wlsxTrapAPMacAddress, wlsxTrapAPRadioNumber, wlsxTrapAPLocation }
Status	current
Description	This trap is triggered when the number of spurious APs detected by an air monitor exceeds the configured IDS threshold.

wlsxAdhocNetwork

Objects	{ wlsxTrapSourceMac, wlsxTrapTargetAPBSSID, wlsxTrapTargetAPSSID, wlsxTrapSnr, wlsxTrapAPMacAddress, wlsxTrapAPRadioNumber, wlsxTrapAPLocation }
Status	current
Description	This trap indicates that an air monitor detected an ad hoc network. A station is connected to an ad hoc AP.

wlsxWirelessBridge

Objects	{ wlsxTrapTransmitterMac, wlsxTrapReceiverMac, wlsxTrapSnr, wlsxTrapAPMacAddress, wlsxTrapAPRadioNumber, wlsxTrapAPLocation }
Status	current
Description	This trap indicates that an air monitor detected a wireless bridge. The detected bridge is between wlsrSourceMac and wlsrReceiverMac.

wlsxInvalidMacOUIAP

Objects	{ wlsxTrapAddressType, wlsxTrapTargetAPBSSID, wlsxTrapTargetAPSSID, wlsxTrapSnr, wlsxTrapAPMacAddress, wlsxTrapAPRadioNumber, wlsxTrapAPLocation }
Status	current
Description	This trap indicates that an air monitor detected an invalid MAC OUI in transmission from an AP.

wlsxInvalidMacOUISta

Objects	{ wlsxTrapAddressType, wlsxTrapNodeMac, wlsxTrapSnr, wlsxTrapAPMacAddress, wlsxTrapAPRadioNumber, wlsxTrapAPLocation }
Status	current
Description	This trap indicates that an air monitor detected an invalid MAC OUI in transmission from a station.

wlsxWEPMisconfiguration

Objects	{ wlsxTrapTargetAPBSSID, wlsxTrapTargetAPSSID, wlsxTrapAPMacAddress, wlsxTrapAPRadioNumber, wlsxTrapAPLocation, wlsxTrapAPChannel }
Status	current
Description	This trap indicates that an access point has a bad WEP configuration.

wlsxStaRepeatWEPIVViolation

Objects	{ wlsxTrapTargetAPBSSID, wlsxTrapTargetAPSSID, wlsxTrapNodeMac, wlsxTrapAPMacAddress, wlsxTrapAPRadioNumber, wlsxTrapAPLocation, wlsxTrapAPChannel }
Status	current
Description	This trap indicates that an air monitor detected a repeat WEP-IV violation for a station.

wlsxStaWeakWEPIVViolation

Objects	{ wlsxTrapTargetAPBSSID, wlsxTrapTargetAPSSID, wlsxTrapNodeMac, wlsxTrapAPMacAddress, wlsxTrapAPRadioNumber, wlsxTrapAPLocation, wlsxTrapAPChannel }
Status	current
Description	This trap indicates that an air monitor detected a weak WEP-IV violation for a station.

wlsxStaAssociatedToUnsecureAP

Objects	{ wlsxTrapTargetAPBSSID, wlsxTrapTargetAPSSID, wlsxTrapAPMacAddress, wlsxTrapAPRadioNumber, wlsxTrapNodeMac, wlsxTrapAPLocation, wlsxTrapAPChannel, wlsxTrapRogueInfoURL }
Status	current
Description	This trap indicates that an air monitor has detected a station associated with an unsecure access point.

wlsxStaUnAssociatedFromUnsecureAP

Objects	{ wlsxTrapTargetAPBSSID, wlsxTrapTargetAPSSID, wlsxTrapAPMacAddress, wlsxTrapAPRadioNumber, wlsxTrapNodeMac }
Status	current
Description	This trap indicates that a previously detected unsecure AP association is no longer present.

wlsxAdhocNetworkBridgeDetected

Objects	{ wlsxTrapSourceMac, wlsxTrapTargetAPBSSID, wlsxTrapTargetAPSSID, wlsxTrapAPMacAddress, wlsxTrapAPRadioNumber, wlsxTrapAPLocation, wlsxTrapAPChannel }
Status	current
Description	This trap indicates that an air monitor has detected an ad hoc network that is bridging to a wired network.

wlsxInterferingApDetected

Objects	{ wlsxTrapTargetAPBSSID, wlsxTrapTargetAPSSID, wlsxTrapAPMacAddress, wlsxTrapAPRadioNumber, wlsxTrapAPLocation, wlsxTrapAPChannel, wlsxTrapInterferingAPIInfoURL }
Status	current
Description	This trap indicates that an interfering access point is detected by an air monitor located at wlsrLocation on channel wlsrCurrentChannel.
History	Added in AOS-W 3.1.0.0.

wlsxPortUp

Objects	{ wlsxTrapCardSlot, wlsxTrapPortNumber, wlsxTrapAdminStatus, wlsxTrapOperStatus }
Status	current
Description	This trap indicates that a physical port is up.

wlsxPortDown

Objects	{ wlsxTrapCardSlot, wlsxTrapPortNumber, wlsxTrapAdminStatus, wlsxTrapOperStatus }
Status	current
Description	This trap indicates that a physical port is down.

wlsxBSSIDsUpS

Objects	{ wlsxTrapAPMacAddress, wlsxTrapAPRadioNumber, wlsxTrapAPBSSID }
Status	current
Description	This trap indicates that an access point is up.

wlsxBSSIDsDown

Objects	{ wlsxTrapAPMacAddress, wlsxTrapAPRadioNumber, wlsxTrapAPBSSID }
Status	current
Description	This trap indicates that an access point is down.

wlsxColdStart

Status	current
Description	An enterprise version of cold start trap, which contains the switch time stamp.

wlsxWarmStart

Status	current
---------------	---------

wlsxAPImpersonation

Objects	{ wlsxTrapTargetAPBSSID, wlsxTrapTargetAPSSID, wlsxTrapAPMacAddress, wlsxTrapAPRadioNumber, wlsxTrapAPLocation, wlsxTrapAPChannel }
Status	current
Description	This trap indicates that an air monitor detected station impersonation.

wlsxInformQueueOverflow

Objects	{ wlsxTrapHostIp, wlsxTrapHostPort }
Status	current
Description	This trap indicates that an inform queue overflow condition occurred.

wlsxNAuthServerIsDown

Objects	{ wlsxTrapTime, wlsxTrapAuthServerName }
Status	current
Description	This trap indicates that an authentication server is down.
History	Added in AOS-W 3.1.0.0.

wlsxCTSTransferError

Objects	{ wlsxTrapTime, wlsxTrapCTSTransferType, wlsxTrapCTSURL }
Status	current
Description	This trap indicates the status of the configuration transfer from the management station.
History	Added in AOS-W 3.1.0.0.

wlsxCTSTransferSucceeded

Objects	{ wlsxTrapTime, wlsxTrapCTSTransferType, wlsxTrapCTSURL }
Status	current
Description	This trap indicates the status of the configuration transfer from the management station.
History	Added in AOS-W 3.1.0.0.

wlsxConfigurationUpdateError

Objects	{ wlsxTrapTime, wlsxTrapConfigurationId, wlsxTrapUpdateFailureReason, wlsxTrapUpdateFailedObj }
Status	current
Description	This trap indicates the configuration update status.
History	Added in AOS-W 3.1.0.0.

wlsxConfigurationUpdateSucceeded

Objects	{ wlsxTrapTime, wlsxTrapConfigurationId }
Status	current
Description	This trap indicates the configuration update status.
History	Added in AOS-W 3.1.0.0.

wlsxGlobalConfigurationChangeNotification

Objects	{ wlsxTrapTime, wlsxTrapConfigurationId, wlsxTrapGlobalConfigObj }
Status	current
Description	This trap indicates that global configuration was modified on the switch.
History	Added in AOS-W 3.1.0.0.

wlsxUserEntryChanged

Objects	{ wlsxTrapTime, wlsxTrapTableGenNumber, wlsxTrapUserIpAddress, wlsxTrapUserPhyAddress, wlsxTrapTableEntryChangeType }
Status	current
Description	This trap indicates that the user configuration has changed.
History	Added in AOS-W 3.1.0.0.

wlsxAPBssidEntryChanged

Objects	{ wlsxTrapTime, wlsxTrapTableGenNumber, wlsxTrapAPMacAddress, wlsxTrapAPRadioNumber, wlsxTrapAPBSSID, wlsxTrapTableEntryChangeType }
Status	current
Description	This trap indicates that the BSSID configuration has changed.
History	Added in AOS-W 3.1.0.0.

wlsxAPRadioEntryChanged

Objects	{ wlsxTrapTime, wlsxTrapTableGenNumber, wlsxTrapAPMacAddress, wlsxTrapAPRadioNumber, wlsxTrapTableEntryChangeType }
Status	current
Description	This trap indicates that the radio configuration has changed.
History	Added in AOS-W 3.1.0.0.

wlsxAPEntryChanged

Objects	{ wlsxTrapTime, wlsxTrapTableGenNumber, wlsxTrapAPMacAddress, wlsxTrapTableEntryChangeType }
Status	current
Description	This trap indicates that the AP configuration has changed.
History	Added in AOS-W 3.1.0.0.

wlsxSwitchListEntryChanged

Objects	{ wlsxTrapTime, wlsxTrapTableGenNumber, wlsxTrapSwitchIp, wlsxTrapTableEntryChangeType }
Status	current
Description	This trap indicates that the switch list has changed.
History	Added in AOS-W 3.1.0.0.

wlsxPortEntryChanged

Objects	{ wlsxTrapTime, wlsxTrapTableGenNumber, wlsxTrapCardSlot, wlsxTrapPortNumber, wlsxTrapTableEntryChangeType }
Status	current
Description	This trap indicates that the port configuration has changed.
History	Added in AOS-W 3.1.0.0.

wlsxVlanEntryChanged

Objects	{ wlsxTrapTime, wlsxTrapTableGenNumber, wlsxTrapVlanId, wlsxTrapTableEntryChangeType }
Status	current
Description	This trap indicates that the VLAN configuration has changed.
History	Added in AOS-W 3.1.0.0.

wlsxVlanInterfaceEntryChanged

Objects	{ wlsxTrapTime, wlsxTrapTableGenNumber, wlsxTrapVlanId, wlsxTrapTableEntryChangeType }
Status	current
Description	This trap indicates that the VLAN Interface configuration has changed.
History	Added in AOS-W 3.1.0.0.

wlsxWindowsBridgeDetected

Objects	{ wlsxTrapTime, wlsxTrapSourceMac, wlsxTrapTargetAPBSSID, wlsxTrapTargetAPSSID, wlsxTrapAPMacAddress, wlsxTrapAPRadioNumber, wlsxTrapAPLocation, wlsxTrapAPChannel }
Status	current
Description	This trap indicates that an air monitor has detected a station that is bridging from a wireless
History	Added in AOS-W 3.1.0.0.

wlsxLicenseEntryChanged

Objects	{ wlsxTrapTime, wlsxTrapTableGenNumber, wlsxTrapLicenseId, wlsxTrapTableEntryChangeType }
Status	current
Description	This trap indicates that the license table has changed.
History	Added in AOS-W 3.1.0.0.

wlsxEsiServerChanged

Objects	{ wlsxTrapTime, wlsxTrapTableGenNumber, wlsxTrapESIServerName, wlsxTrapTableEntryChangeType }
Status	current
Description	This trap indicates that the ESI server table has changed.
History	Added in AOS-W 3.1.0.0.

wlsxMonAPEntryChanged

Objects	{ wlsxTrapTime, wlsxTrapTableGenNumber, wlsxTrapAPMacAddress, wlsxTrapAPRadioNumber, wlsxTrapTargetAPBSSID, wlsxTrapTableEntryChangeType }
Status	current
Description	This trap indicates that a monitored AP entry changed.
History	Added in AOS-W 3.1.0.0.

wlsxMonStationEntryChanged

Objects	{ wlsxTrapTime, wlsxTrapTableGenNumber, wlsxTrapAPMacAddress, wlsxTrapAPRadioNumber, wlsxTrapNodeMac, wlsxTrapTableEntryChangeType }
Status	current
Description	This trap indicates that a monitored station entry changed.
History	Added in AOS-W 3.1.0.0.

wlsxSignAPNetstumbler

Objects	{ wlsxTrapTime, wlsxTrapSignatureName, wlsxTrapTargetAPBSSID, wlsxTrapTargetAPSSID, wlsxTrapSnr, wlsxTrapAPMacAddress, wlsxTrapAPRadioNumber, wlsxTrapAPLocation }
Status	current
Description	This trap indicates that the system detected a signature match for Netstumbler from an AP. For more information refer to: http://www.wve.org/entries/show/WVE-2005-0025 .
History	Added in AOS-W 3.1.0.0.

wlsxSignStaNetstumbler

Objects	{ wlsxTrapTime, wlsxTrapSignatureName, wlsxTrapSourceMac, wlsxTrapSnr, wlsxTrapAPMacAddress, wlsxTrapAPRadioNumber, wlsxTrapAPLocation }
Status	current
Description	This trap indicates that the system detected a signature match for Netstumbler from a station. For more information refer to: http://www.wve.org/entries/show/WVE-2005-0025
History	Added in AOS-W 3.1.0.0.

wlsxSignAPAsleap

Objects	{ wlsxTrapTime, wlsxTrapSignatureName, wlsxTrapTargetAPBSSID, wlsxTrapTargetAPSSID, wlsxTrapSnr, wlsxTrapAPMacAddress, wlsxTrapAPRadioNumber, wlsxTrapAPLocation }
Status	current
Description	This trap indicates that the system detected a signature match for ASLEAP from an AP. For more information refer to: http://www.wve.org/entries/show/WVE-2005-0027
History	Added in AOS-W 3.1.0.0.

wlsxSignStaAsleap

Objects	{ wlsxTrapTime, wlsxTrapSignatureName, wlsxTrapSourceMac, wlsxTrapSnr, wlsxTrapAPMacAddress, wlsxTrapAPRadioNumber, wlsxTrapAPLocation }
Status	current
Description	This trap indicates that the system detected a signature match for ASLEAP from a station. For more information refer to: http://www.wve.org/entries/show/WVE-2005-0027
History	Added in AOS-W 3.1.0.0.

wlsxSignAPAirjack

Objects	{ wlsxTrapTime, wlsxTrapSignatureName, wlsxTrapTargetAPBSSID, wlsxTrapTargetAPSSID, wlsxTrapSnr, wlsxTrapAPMacAddress, wlsxTrapAPRadioNumber, wlsxTrapAPLocation }
Status	current
Description	This trap indicates that the system detected a signature match for AirJack from an AP. For more information refer to: http://www.wve.org/entries/show/WVE-2005-0018
History	Added in AOS-W 3.1.0.0.

wlsxSignStaAirjack

Objects	{ wlsxTrapTime, wlsxTrapSignatureName, wlsxTrapSourceMac, wlsxTrapSnr, wlsxTrapAPMacAddress, wlsxTrapAPRadioNumber, wlsxTrapAPLocation }
Status	current
Description	This trap indicates that the system detected a signature match for AirJack from a station. For more information refer to: http://www.wve.org/entries/show/WVE-2005-0018
History	Added in AOS-W 3.1.0.0.

wlsxSignAPNullProbeResp

Objects	{ wlsxTrapTime, wlsxTrapSignatureName, wlsxTrapTargetAPBSSID, wlsxTrapTargetAPSSID, wlsxTrapSnr, wlsxTrapAPMacAddress, wlsxTrapAPRadioNumber, wlsxTrapAPLocation }
Status	current
Description	This trap indicates that the system detected a signature match for Null-Probe-Response from an AP. For more information refer to: http://www.wve.org/entries/show/WVE-2006-0064
History	Added in AOS-W 3.1.0.0.

wlsxSignStaNullProbeResp

Objects	{ wlsxTrapTime, wlsxTrapSignatureName, wlsxTrapSourceMac, wlsxTrapSnr, wlsxTrapAPMacAddress, wlsxTrapAPRadioNumber, wlsxTrapAPLocation }
Status	current
Description	This trap indicates that the system detected a signature match for Null-Probe-Response from a station. For more information refer to: http://www.wve.org/entries/show/WVE-2006-0064
History	Added in AOS-W 3.1.0.0.

wlsxSignAPDeauthBcast

Objects	{ wlsxTrapTime, wlsxTrapSignatureName, wlsxTrapTargetAPBSSID, wlsxTrapTargetAPSSID, wlsxTrapSnr, wlsxTrapAPMacAddress, wlsxTrapAPRadioNumber, wlsxTrapAPLocation }
Status	current
Description	This trap indicates that the system detected a signature match for Deauth-Broadcast from an AP. For more information refer to: http://www.wve.org/entries/show/WVE-2005-0019 http://www.wve.org/entries/show/WVE-2005-0045
History	Added in AOS-W 3.1.0.0.

wlsxSignStaDeauthBcast

Objects	{ wlsxTrapTime, wlsxTrapSignatureName, wlsxTrapSourceMac, wlsxTrapSnr, wlsxTrapAPMacAddress, wlsxTrapAPRadioNumber, wlsxTrapAPLocation }
Status	current
Description	This trap indicates that the system detected a signature match for Deauth-Broadcast from a station. For more information refer to: http://www.wve.org/entries/show/WVE-2005-0019 http://www.wve.org/entries/show/WVE-2005-0045
History	Added in AOS-W 3.1.0.0.

wlsxWindowsBridgeDetectedAP

Objects	{ wlsxTrapTime, wlsxTrapTargetAPBSSID, wlsxTrapTargetAPSSID, wlsxTrapAPMacAddress, wlsxTrapAPRadioNumber, wlsxTrapAPLocation, wlsxTrapAPChannel }
Status	current
Description	This trap indicates that an air monitor has detected a station that is bridging from a wireless network to a wired network.
History	Added in AOS-W 3.1.0.0.

wlsxWindowsBridgeDetectedSta

Objects	{ wlsxTrapTime, wlsxTrapSourceMac, wlsxTrapTargetAPBSSID, wlsxTrapTargetAPSSID, wlsxTrapAPMacAddress, wlsxTrapAPRadioNumber, wlsxTrapAPLocation, wlsxTrapAPChannel }
Status	current
Description	This trap indicates that an air monitor has detected a station that is bridging from a wireless network to a wired network.
History	Added in AOS-W 3.1.0.0.

wlsxAdhocNetworkBridgeDetectedAP

Objects	{ wlsxTrapTime, wlsxTrapTargetAPBSSID, wlsxTrapTargetAPSSID, wlsxTrapAPMacAddress, wlsxTrapAPRadioNumber, wlsxTrapAPLocation, wlsxTrapAPChannel }
Status	current
Description	This trap indicates that an air monitor has detected an ad hoc network that is bridging to a wired network.
History	Added in AOS-W 3.1.0.0.

wlsxAdhocNetworkBridgeDetectedSta

Objects	{ wlsxTrapTime, wlsxTrapSourceMac, wlsxTrapTargetAPBSSID, wlsxTrapTargetAPSSID, wlsxTrapAPMacAddress, wlsxTrapAPRadioNumber, wlsxTrapAPLocation, wlsxTrapAPChannel }
Status	current
Description	This trap indicates that an air monitor has detected an ad hoc network that is bridging to a wired network'
History	Added in AOS-W 3.1.0.0.

wlsxDisconnectStationAttackAP

Objects	{ wlsxTrapTime, wlsxTrapFrameType, wlsxTrapTargetAPBSSID, wlsxTrapTargetAPSSID, wlsxTrapSnr, wlsxTrapAPMacAddress, wlsxTrapAPRadioNumber, wlsxTrapAPLocation }
Status	current
Description	This trap indicates that an air monitor detected a station disconnect attack. For more information refer to: http://www.wve.org/entries/show/WVE-2005-0045 http://www.wve.org/entries/show/WVE-2005-0046 http://www.wve.org/entries/show/WVE-2005-0048
History	Added in AOS-W 3.1.0.0.

wlsxDisconnectStationAttackSta

Objects	{ wlsxTrapTime, wlsxTrapFrameType, wlsxTrapSourceMac, wlsxTrapSnr, wlsxTrapAPMacAddress, wlsxTrapAPRadioNumber, wlsxTrapAPLocation }
Status	current
Description	This trap indicates that an air monitor detected a station disconnect attack. For more information refer to: http://www.wve.org/entries/show/WVE-2005-0045 http://www.wve.org/entries/show/WVE-2005-0046 http://www.wve.org/entries/show/WVE-2005-0048
History	Added in AOS-W 3.1.0.0.

wlsxSuspectUnsecureAPDetected

Objects	{ wlsxTrapTime, wlsxTrapTargetAPBSSID, wlsxTrapTargetAPSSID, wlsxTrapAPRadioNumber, wlsxTrapMatchedMac, wlsxTrapMatchedIp, wlsxTrapConfidenceLevel, wlsxTrapAPLocation, wlsxTrapRogueInfoURL }
Status	current
Description	This trap indicates that a suspected unsecure access point is detected by a switch. The access point is suspected to be unsecure with the supplied confidence level, because it was matched to the wired MAC address or IP address.
History	Added in AOS-W 3.1.0.0.

wlsxSuspectUnsecureAPResolved

Objects	{ wlsxTrapTime, wlsxTrapTargetAPBSSID, wlsxTrapTargetAPSSID, wlsxTrapAPRadioNumber }
Status	current
Description	This trap indicates that a previously detected suspected unsecure access point is no longer present in the network or has changed its state.
History	Added in AOS-W 3.1.0.0.

wlsxConfigurationLicenseMismatch

Objects	{ wlsxTrapTime, wlsxTrapConfigurationId, wlsxTrapMissingLicenses }
Status	current
Description	This trap indicates the configuration update status in the case where some configuration could not be applied due to missing licenses.
History	Added in AOS-W 3.1.0.0.

wlsxVoiceCdrBufferThresholdReached

Objects	{ wlsxTrapTime, wlsxVoiceCurrentNumCdr }
Status	current
Description	This trap indicates that the CDR buffer threshold has been reached.
History	Added in AOS-W 3.1.0.0.

wlsxTunnelUp

Objects	wlsxTrapTime, wlsxTrapTunnelId, wlsxTrapTunnelUpReason, wlsxTrapTunnelStatus }
Status	current
Description	This trap indicates that a tunnel interface is up.
History	Added in AOS-W 3.1.0.0.

wlsxTunnelDown

Objects	{ wlsxTrapTime, wlsxTrapTunnelId, wlsxTrapTunnelDownReason, wlsxTrapTunnelStatus }
Status	current
Description	This trap indicates that a tunnel interface is down.
History	Added in AOS-W 3.1.0.0.

wlsxMeshNodeEntryChanged

Objects	{ wlsxTrapTime, wlsxTrapTableGenNumber, wlsxTrapAPMacAddress, wlsxTrapTableEntryChangeType }
Status	current
Description	This trap indicates that the mesh node configuration has changed.
History	Added in AOS-W 3.2.0.0.

wlsxHtGreenfieldSupported

Objects	{ wlsxTrapTime, wlsxTrapTargetAPBSSID, wlsxTrapTargetAPSSID, wlsxTrapAPMacAddress, wlsxTrapAPRadioNumber, wlsxTrapAPLocation, wlsxTrapAPChannel }
Status	current
Description	This trap indicates that an AP/AM detected an AP that can supported HT Greenfield mode.
History	Added in AOS-W 3.3.0.0.

wlsxHT40MHzIntoleranceAP

Objects	{ wlsxTrapTime, wlsxTrapTargetAPBSSID, wlsxTrapTargetAPSSID, wlsxTrapAPMacAddress, wlsxTrapAPRadioNumber, wlsxTrapAPLocation, wlsxTrapAPChannel }
Status	current
Description	This trap indicates that an AP/AM detected an AP that has the HT 40MHz intolerance setting.
History	Added in AOS-W 3.3.0.0.

wlsxHT40MHzIntoleranceSta

Objects	{ wlsxTrapTime, wlsxTrapSourceMac, wlsxTrapSnr, wlsxTrapAPChannel, wlsxTrapFrameType, wlsxTrapAPMacAddress, wlsxTrapAPRadioNumber, wlsxTrapAPLocation }
Status	current
Description	This trap indicates that the system detected a HT 40MHz Intolerance setting a Station.
History	Added in AOS-W 3.3.0.0.

wlsxNAuthServerAllInService

Objects	{ wlsxTrapTime, wlsxTrapESIServerGrpName }
Status	current
Description	This trap indicates that all authentication servers in a server group are brought back in service
History	Added in AOS-W 3.4.1

wlsxNAdhocNetwork

Objects	{ wlsxTrapTime, wlsxTrapSourceMac, wlsxTrapTargetAPBSSID, wlsxTrapTargetAPSSID, wlsxTrapSnr, wlsxTrapAPMacAddress, wlsxTrapAPRadioNumber, wlsxTrapAPLocation, wlsxTrapAPChannel }
Status	current
Description	This trap indicates that an AM detected an Ad hoc Network. An Station is connected to an ad hoc AP.
History	Added in AOS-W 3.4.1

wlsxNAdhocNetworkBridgeDetectedAP

Objects	{ wlsxTrapTime, wlsxTrapTargetAPBSSID, wlsxTrapTargetAPSSID, wlsxTrapSnr, wlsxTrapAPMacAddress, wlsxTrapAPRadioNumber, wlsxTrapAPLocation, wlsxTrapAPChannel }
Status	current
Description	This trap indicates that an AM has detected an Ad hoc network that is bridging to a wired network
History	Added in AOS-W 3.4.1

wlsxNAdhocNetworkBridgeDetectedSta

Objects	{ wlsxTrapTime, wlsxTrapSourceMac, wlsxTrapTargetAPBSSID, wlsxTrapTargetAPSSID, wlsxTrapSnr, wlsxTrapAPMacAddress, wlsxTrapAPRadioNumber, wlsxTrapAPLocation, wlsxTrapAPChannel }
Status	current
Description	This trap indicates that an AM has detected an Ad hoc network that is bridging to a wired network
History	Added in AOS-W 3.4.1

wlsxNAuthMaxXsecUserEntries

Objects	{ wlsxTrapTime }
Status	current
Description	A trap which indicates that the xSec user limit is reached.
History	Added in AOS-W 3.4.1

wlsxNVpnMaxSessions

Objects	{ wlsxTrapTime }
Status	current
Description	A trap which indicates that the VPN session limit is reached.
History	Added in AOS-W 3.4.1

wlsxNRapExpiredPSK

Objects	{ wlsxTrapTime, wlsxTrapAPIpAddress, wlsxTrapApSerialNumber }
Status	current
Description	A trap which indicates that the RAP is using the Expired PSK.
History	Added in AOS-W 3.4.1

wlsxNRapWarnExpiredPSK

Objects	{ wlsxTrapTime, wlsxTrapTimeStr }
Status	current
Description	A trap which indicates that the Cached IKE PSK for RAPs will expire soon.
History	Added in AOS-W 3.4.1

wlsxNConnectionResetWithLocal

Objects	{ wlsxTrapTime, wlsxTrapMasterName, wlsxTrapMasterIp, wlsxTrapLocalName, wlsxTrapLocallp, wlsxTrapTimeStr }
Status	current
Description	A trap which indicates that tcp connection between master switch and local switch has been lost.
History	Added in AOS-W 3.4.1

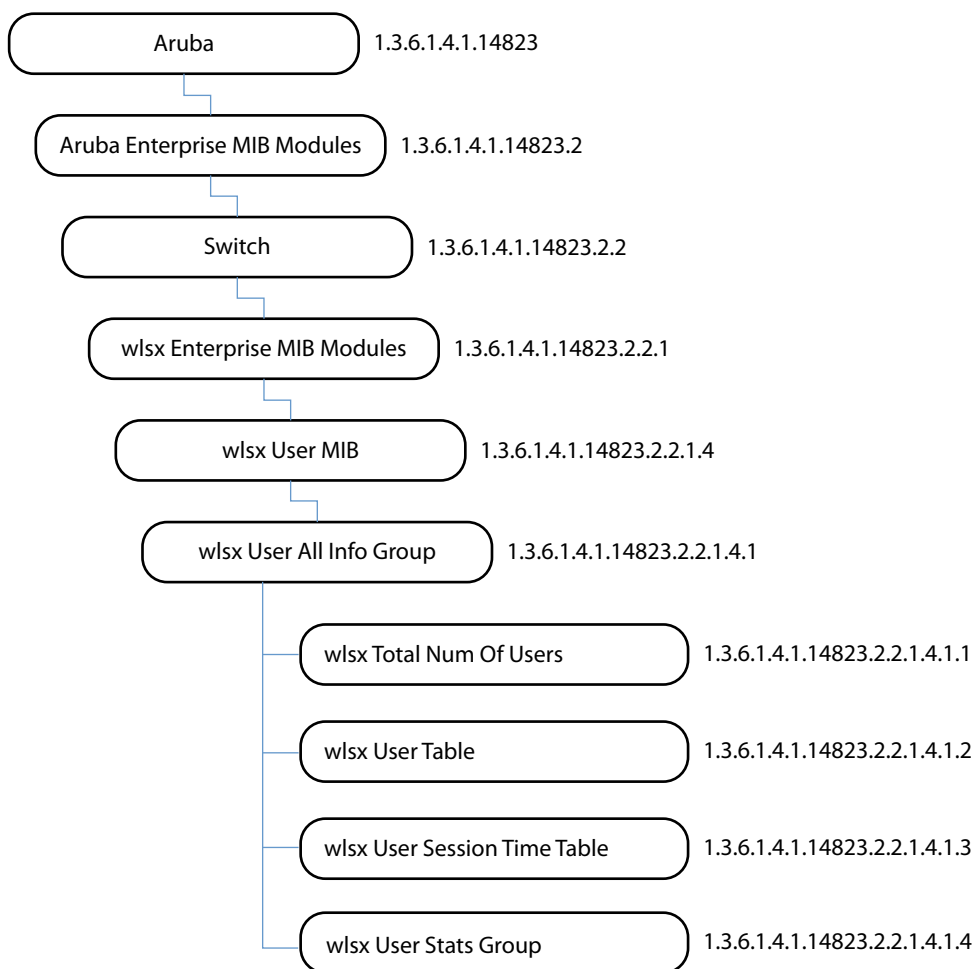
wlsxNApOnBackupController

Objects	{ Objects wlsxTrapTime, wlsxTrapAPMacAddress, wlsxTrapBackupControllerIp, wlsxTrapPrimaryControllerIp }
Status	current
Description	A trap which indicates that tcp connection between master switch and local switch has been lost.
History	Added in AOS-W 3.4.1

The User module provides information about the *user*, the party connected to the switch. Information includes the total number of users, name and access-level of the user, the physical location of the user's station, and so on. *User* MIBs support IPv4. For IPv6 support, see [Chapter 17 on page 365](#).

[Figure 17](#) shows the architecture of the User MIB relative to 1.3.6.1.4.1.14823 (iso.org.dod.internet.private.enterprise.aruba). The User MIBs are listed in the file *aruba-user.mib*. For information about downloading Alcatel-Lucent MIB files, see [Downloading MIB Files on page 23](#).

Figure 17 *User Hierarchy*



The User MIB contains the following tables.

Table 93 *User MIB Tables*

Table	Description
wlsxTotalNumOfUsers	This table lists the total number of users connected to the switch.
wlsxUserTable	This table lists all the users (both wired and wireless) currently connected to the switch. Users are identified by their MAC address and IP address.

Table 93 *User MIB Tables (Continued)*

Table	Description
wlsxUserSessionTimeTable	This table lists the user session time counts on an ESSID. The session times are sorted by time length (duration).
wlsxUserStatsGroup	This table lists the user count information based on the authentication type.

wlsxTotalNumOfUsers

Syntax	Counter32
Max-Access	read-only
Status	current
Description	This table lists the total number of users.

wlsxUserTable

The object of the wlsx User table is actually a counter—it lists all the users (both wired and wireless) that are connected to the switch. Users are identified by their MAC address and IP address.

Table 94 *wlsxUserTable OIDs*

Object	Object ID	
wlsxUserEntry	1.3.6.1.4.1.14823.2.2.1.4.1.2.1	wlsxUserTable 1
nUserPhyAddress	1.3.6.1.4.1.14823.2.4.1.2.1.1	wlsxUserEntry 1
nUserIpAddress	1.3.6.1.4.1.14823.2.4.1.2.1.2	wlsxUserEntry 2
nUserName	1.3.6.1.4.1.14823.2.4.1.2.1.3	wlsxUserEntry 3
nUserRole	1.3.6.1.4.1.14823.2.4.1.2.1.4	wlsxUserEntry 4
nUserUpTime	1.3.6.1.4.1.14823.2.4.1.2.1.5	wlsxUserEntry 5
nUserAuthenticationMethod	1.3.6.1.4.1.14823.2.4.1.2.1.6	wlsxUserEntry 6
nUserSubAuthenticationMethod	1.3.6.1.4.1.14823.2.4.1.2.1.7	wlsxUserEntry 7
nUserAuthServerName	1.3.6.1.4.1.14823.2.4.1.2.1.8	wlsxUserEntry 8
nUserExtVPNAddress	1.3.6.1.4.1.14823.2.4.1.2.1.9	wlsxUserEntry 9
nUserApLocation	1.3.6.1.4.1.14823.2.4.1.2.1.10	wlsxUserEntry 10
nUserApBSSID	1.3.6.1.4.1.14823.2.4.1.2.1.11	wlsxUserEntry 11
nUserIsOnHomeAgent	1.3.6.1.4.1.14823.2.4.1.2.1.12	wlsxUserEntry 12
nUserHomeAgentIpAddress	1.3.6.1.4.1.14823.2.4.1.2.1.13	wlsxUserEntry 13
nUserMobilityStatus	1.3.6.1.4.1.14823.2.4.1.2.1.14	wlsxUserEntry 14
nUserHomeVLAN	1.3.6.1.4.1.14823.2.4.1.2.1.15	wlsxUserEntry 15
nUserDefaultVLAN	1.3.6.1.4.1.14823.2.4.1.2.1.16	wlsxUserEntry 16
nUserAssignedVLAN	1.3.6.1.4.1.14823.2.4.1.2.1.17	wlsxUserEntry 17

Table 94 *wlsxUserTable OIDs (Continued)*

Object	Object ID	
nUserBWContractName	1.3.6.1.4.1.14823.2.4.1.2.1.18	wlsxUserEntry 18
nUserBWContractUsage	1.3.6.1.4.1.14823.2.4.1.2.1.19	wlsxUserEntry 19
nUserBWContractId	1.3.6.1.4.1.14823.2.4.1.2.1.20	wlsxUserEntry 20
nUserIsProxyArpEnabled	1.3.6.1.4.1.14823.2.4.1.2.1.21	wlsxUserEntry 21
nUserCurrentVLAN	1.3.6.1.4.1.14823.2.4.1.2.1.22	wlsxUserEntry 22
nUserIsWired	1.3.6.1.4.1.14823.2.4.1.2.1.23	wlsxUserEntry 23
nUserConnectedSlot	1.3.6.1.4.1.14823.2.4.1.2.1.24	wlsxUserEntry 24
nUserConnectedPort	1.3.6.1.4.1.14823.2.4.1.2.1.25	wlsxUserEntry 25
nUserPhyType	1.3.6.1.4.1.14823.2.4.1.2.1.26	wlsxUserEntry 26
nUserMobilityDomainName	1.3.6.1.4.1.14823.2.4.1.2.1.27	wlsxUserEntry 27
nUserJPBWContractName	1.3.6.1.4.1.14823.2.4.1.2.1.28	wlsxUserEntry 28
nUserJPBWContractUsage	1.3.6.1.4.1.14823.2.4.1.2.1.29	wlsxUserEntry 29
nUserJPBWContractId	1.3.6.1.4.1.14823.2.4.1.2.1.30	wlsxUserEntry 30
nUserDNBWContractName	1.3.6.1.4.1.14823.2.4.1.2.1.31	wlsxUserEntry 31
nUserDNBWContractUsage	1.3.6.1.4.1.14823.2.4.1.2.1.32	wlsxUserEntry 32
nUserDNBWContractId	1.3.6.1.4.1.14823.2.4.1.2.1.33	wlsxUserEntry 33
nUserHTMode	1.3.6.1.4.1.14823.2.4.1.2.1.34	wlsxUserEntry 34
nUserEncryptionMethod	1.3.6.1.4.1.14823.2.4.1.2.1.35	wlsxUserEntry 35

wlsxUserEntry

Syntax	wlsxUserEntry
Max-Access	not-accessible
Status	current
Description	User entry
Index	{ nUserPhyAddress, nUserIpAddress }
History	Added in AOS-W 2.3.

nUserPhyAddress

Syntax	MacAddress
Max-Access	not-accessible
Status	current
Description	Physical address of the station from which the user connected to the switch.
History	Added in AOS-W 2.3.

nUserIpAddress

Syntax	IpAddress
Max-Access	not-accessible
Status	current
Description	IP address of the user.
History	Added in AOS-W 2.3.

nUserName

Syntax	DisplayString(SIZE(0..128))
Max-Access	read-only
Status	current
Description	Name of the user.
History	Added in AOS-W 2.3.

nUserRole

Syntax	DisplayString(SIZE(0..64))
Max-Access	read-only
Status	current
Description	The role configured for this user.
History	Added in AOS-W 2.3.

nUserUpTime

Syntax	TimeTicks
Max-Access	read-only
Status	current
Description	Time since the user connected to the switch.
History	Added in AOS-W 2.3.

nUserAuthenticationMethod

Syntax	ArubaAuthenticationMethods
Max-Access	read-only
Status	current
Description	Authentication mechanism used by the user to connect to the switch.
History	Added in AOS-W 2.3.

nUserSubAuthenticationMethod

Syntax	ArubaSubAuthenticationMethods
Max-Access	read-only
Status	current
Description	Sub-authentication method
History	Added in AOS-W 2.3.

nUserAuthServerName

Syntax	DisplayString(SIZE(0..32))
Max-Access	read-only
Status	current
Description	Name of the authentication server used to authenticate the user.
History	Added in AOS-W 2.3. Updated in AOS-W 3.2.0.0.—description

nUserExtVPNAddress

Syntax	IpAddress
Max-Access	read-only
Status	current
Description	External VPN IP address if this is a VPN user, or 0.0.0.0 if not.
History	Added in AOS-W 2.3. Updated in AOS-W 3.2.0.0.—description.

nUserApLocation

Syntax	DisplayString(SIZE(0..32))
Max-Access	read-only
Status	current
Description	Location of the access point with which the user used is associated.
History	Updated in AOS-W 3.2.0.0.—description.

nUserApBSSID

Syntax	MacAddress
Max-Access	read-only
Status	current
Description	BSSID of the access point which the user used to connect to the switch.

nUserIsOnHomeAgent

Syntax	TruthValue
Max-Access	read-only
Status	current
Description	The object will indicate if the switch is the home switch for the user or not.
History	Added in AOS-W 2.3.

nUserHomeAgentIpAddress

Syntax	IpAddress
Max-Access	read-only
Status	current
Description	The home agent IP address of the user. If this user is already on the home switch, then this IP is the switch IP address. Otherwise, it is the home switch IP address
History	Added in AOS-W 2.3.

nUserMobilityStatus

Syntax	Integer visitor(1) away(2) associated(3) wired(4)
Max-Access	read-only
Status	current
Description	The mobility status of the user.
History	Added in AOS-W 2.3. Updated in AOS-W 3.1—addition of syntax item (4)

nUserHomeVLAN

Syntax	Integer32
Max-Access	read-only
Status	current
Description	Home VLAN of the user. If the user is on the home switch, then this VLAN will be the same as <i>userDefaultVLAN</i> .
History	Added in AOS-W 2.3.

nUserDefaultVLAN

Syntax	Integer32
Max-Access	read-only
Status	current
Description	Default VLAN of the user based on the access point configuration.
History	Added in AOS-W 2.3.

nUserAssignedVLAN

Syntax	Integer32
Max-Access	read-only
Status	current
Description	This VLAN will be different from the default VLAN if the user has a derived VLAN configuration.
History	Added in AOS-W 2.3.

nUserBWContractName

Syntax	DisplayString(SIZE(0..32))
Max-Access	read-only
Status	deprecated
Description	Name of the bandwidth contract applied to this user.
History	Added in AOS-W 2.3. Deprecated in AOS-W 3.2.0.0.

nUserBWContractUsage

Syntax	Integer user(1) shared(2)
Max-Access	read-only
Status	current
Description	Indicates how the bandwidth contract is used.
History	Added in AOS-W 2.3. Deprecated in AOS-W 3.2.0.0.

nUserBWContractId

Syntax	Integer32
Max-Access	read-only
Status	current
Description	Bandwidth contract ID assigned to the user
History	Added in AOS-W 2.3. Deprecated in AOS-W 3.2.0.0.

nUserIsProxyArpEnabled

Syntax	TruthValue
Max-Access	read-only
Status	current
Description	Indicates if the switch is proxy ARPing for the user.

nUserCurrentVLAN

Syntax	Integer32
Max-Access	read-only
Status	current
Description	The VLAN to which the user is currently bound.

nUserIsWired

Syntax	TruthValue
Max-Access	read-only
Status	current
Description	Indicates whether this is a wired or wireless user.
History	Added in AOS-W 2.3.

nUserConnectedSlot

Syntax	Integer32
Max-Access	read-only
Status	current
Description	The slot to which the user is connected, if wired.
History	Added in AOS-W 2.3.

nUserConnectedPort

Syntax	Integer32
Max-Access	read-only
Status	current
Description	The port to which the user is connected, if wired.
History	Added in AOS-W 2.3.

nUserPhyType

Syntax	ArubaPhyType
Max-Access	read-only
Status	current
Description	The wireless PHY type to which the user is associated or wired.
History	Added in AOS-W 3.1

nUserMobilityDomainName

Syntax	DisplayString(SIZE(0..64))
Max-Access	read-only
Status	current
Description	The name of the mobility domain to which the mobile user belongs.
History	Added in AOS-W 3.1

nUserUPBWContractName

Syntax	DisplayString(SIZE(0..32))
Max-Access	read-only
Status	current
Description	Name of the upstream bandwidth contract applied to this user.
History	Added in AOS-W 3.2.0.0.

nUserUPBWContractUsage

Syntax	Integer user(1), shared(2)
Max-Access	read-only
Status	current
Description	Indicates how the upstream bandwidth contract is used.
History	Added in AOS-W 3.2.0.0.

nUserUPBWContractId

Syntax	Integer32
Max-Access	read-only
Status	current
Description	Upstream bandwidth contract ID assigned to the user.
History	Added in AOS-W 3.2.0.0.

nUserDNBWContractName

Syntax	DisplayString(SIZE(0..32))
Max-Access	read-only
Status	current
Description	Name of the downstream bandwidth contract applied to this user.
History	Added in AOS-W 3.2.0.0.

nUserDNBWContractUsage

Syntax	Integer user(1) shared(2)
Max-Access	read-only
Status	current
Description	Indicates how the downstream bandwidth contract is used.
History	Added in AOS-W 3.2.0.0.

nUserDNBWContractId

Syntax	Integer32
Max-Access	read-only
Status	current
Description	Downstream bandwidth contract ID assigned to the user.
History	Added in AOS-W 3.2.0.0.

nUserHTMode

Syntax	ArubaHTMode
Max-Access	read-only
Status	current
Description	The HT mode of this user, if any.
History	Added in AOS-W 3.3.0.0.

nUserEncryptionMethod

Syntax	ArubaEncryptionMethod
Max-Access	read-only
Status	current
Description	Provides encryption method information through SNMP.
History	Added in AOS-W 3.4

wlsxUserSessionTimeTable

The objects of the wlsx User Session Time table list the user session time counts on an ESSID. The sessions are sorted by time length. The sessions that last longer than 240 minutes are sorted in the 240 minute *bucket*.

Table 95 wlsxUserSessionTimeTable OIDs

Object	Object ID	
wlsxUserSessionTimeEntry	1.3.6.1.4.1.14823.2.2.1.4.1.3.1	wlsxUserSessionTimeTable 1
wlsxUserSessionTimeLength	1.3.6.1.4.1.14823.2.2.1.4.1.3.1.1	wlsxUserSessionTimeEntry 1
wlsxUserSessionTimeCount	1.3.6.1.4.1.14823.2.2.1.4.1.3.1.2	wlsxUserSessionTimeEntry 2

wlsxUserSessionTimeEntry

Syntax	wlsxUserSessionTimeEntry
Max-Access	not-accessible
Status	current
Description	User session time data, divided into buckets of different time length.
Index	{ wlanESSID, wlsxUserSessionTimeLength }
History	Added in AOS-W 3.1.0.0.

wlsxUserSessionTimeLength

Syntax	Integer32
Max-Access	not-accessible
Status	current
Description	Pre-defined user session time length.
History	Added in AOS-W 3.1.0.0.

wlsxUserSessionTimeCount

Syntax	Counter32
Max-Access	read-only
Status	current
Description	Number of users that are connected to the ESSID whose sessions expired in this time interval.
History	Added in AOS-W 3.1.0.0.

wlsxUserStatsGroup

The objects of the wlsx User Stats Group table provide user statistics information based on authentication types.

Table 96 *wlsxUserStatsGroup* OIDs

Object	Object ID	
wlsxNumOfUsers8021x	1.3.6.1.4.1.14823.2.2.1.4.1.4.1	wlsxUserStatsGroup 1
wlsxNumOfUsersVPN	1.3.6.1.4.1.14823.2.2.1.4.1.4.2	wlsxUserStatsGroup 2
wlsxNumOfUsersCP	1.3.6.1.4.1.14823.2.2.1.4.1.4.3	wlsxUserStatsGroup 3
wlsxNumOfUsersMAC	1.3.6.1.4.1.14823.2.2.1.4.1.4.4	wlsxUserStatsGroup 4
wlsxNumOfUsersStateful8021x	1.3.6.1.4.1.14823.2.2.1.4.1.4.5	wlsxUserStatsGroup 5

wlsxNumOfUsers8021x

Syntax	Unsigned32
Max-Access	read-only
Status	current
Description	The number of 802.1x users
History	Added in AOS-W 3.4

wlsxNumOfUsersVPN

Syntax	Unsigned32
Max-Access	read-only
Status	current
Description	The number of VPN users.
History	Added in AOS-W 3.4

wlsxNumOfUsersCP

Syntax	Unsigned32
Max-Access	read-only
Status	current
Description	The number of Captive Portal users.
History	Added in AOS-W 3.4

wlsxNumOfUsersMAC

Syntax	Unsigned32
Max-Access	read-only
Status	current
Description	The number of MAC users.
History	Added in AOS-W 3.4

wlsxNumOfUsersStateful8021x

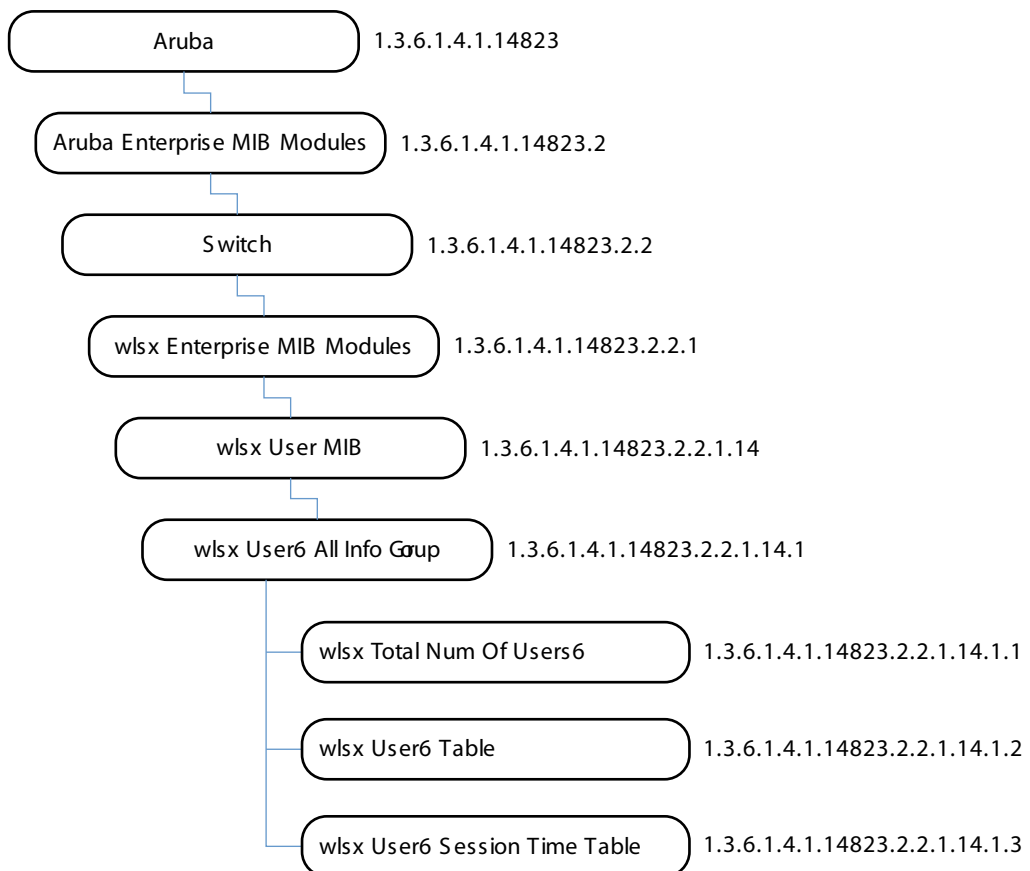
Syntax	Unsigned32
Max-Access	read-only
Status	current
Description	The number of stateful 802.1x users.
History	Added in AOS-W 3.4

The User6 module supports IPv6 users. This module provides information about the users, the party connected to the switch. Information includes the total number of users, name and access-level of the user, the physical location of the user's station, and so on.

For IPv4 support, see [Chapter 16 on page 351](#).

Figure 17 shows the architecture of the User6 MIB relative to 1.3.6.1.4.1.14823 (iso.org.dod.internet.private.enterprise.aruba). The User MIBs are listed in the file *aruba-user6.my*. For information about downloading Alcatel-Lucent MIB files, see [Downloading MIB Files on page 23](#).

Figure 18 *User6 Hierarchy*



The User6 MIB contains the following tables.

Table 97 *User6 MIB Tables*

Table	Description
wlsxUser6AllInfoGroup	This table lists the total number of users connected to the switch.
wlsxUser6Table	This table lists all the users (both wired and wireless) currently connected to the switch. Users are identified by their MAC address and IP address.

Table 97 *User6 MIB Tables (Continued)*

Table	Description
wlsxUser6SessionTimeTable	This table lists the user session time counts on an ESSID. The session times are sorted by time length (duration).

wlsxUser6AllInfoGroup

The wlsx User6 All Information Group contains information about the users in the switch.

wlsxTotalNumOfUsers6

Syntax	Counter32
Max-Access	read-only
Status	current
Description	Total Number of the users.
History	Added in AOS-W 3.3.0.0.

wlsxUser6Table

The wlsx User6 Table lists all the users both wired and wireless that are currently connected to the switch. Users are identified by their MAC address and their IP address.

Table 98 *wlsxUser6AllInfoGroup Objects*

Object	Object ID	
wlsxUser6Entry	1.3.6.1.4.1.14823.2.2.1.14.1.2	wlsxUser6AllInfoGroup 2
nUser6PhyAddress	1.3.6.1.4.1.14823.2.2.1.14.1.2.1	wlsxUser6Entry 1
nUser6IpAddress	1.3.6.1.4.1.14823.2.2.1.14.1.2.2	wlsxUser6Entry 2
nUser6Name	1.3.6.1.4.1.14823.2.2.1.14.1.2.3	wlsxUser6Entry 3
nUser6Role	1.3.6.1.4.1.14823.2.2.1.14.1.2.4	wlsxUser6Entry 4
nUser6UpTime	1.3.6.1.4.1.14823.2.2.1.14.1.2.5	wlsxUser6Entry5
nUser6AuthenticationMethod	1.3.6.1.4.1.14823.2.2.1.14.1.2.6	wlsxUser6Entry 6
nUser6SubAuthenticationMethod	1.3.6.1.4.1.14823.2.2.1.14.1.2.7	wlsxUser6Entry 7
nUser6AuthServerName	1.3.6.1.4.1.14823.2.2.1.14.1.2.8	wlsxUser6Entry 8
nUser6ExtVPNAddress	1.3.6.1.4.1.14823.2.2.1.14.1.2.9	wlsxUser6Entry 9
nUser6ApLocation	1.3.6.1.4.1.14823.2.2.1.14.1.2.10	wlsxUser6Entry 10
nUser6ApBSSID	1.3.6.1.4.1.14823.2.2.1.14.1.2.11	wlsxUser6Entry 11
nUser6IsOnHomeAgent	1.3.6.1.4.1.14823.2.2.1.14.1.2.12	wlsxUser6Entry 12
nUser6HomeAgentIpAddress	1.3.6.1.4.1.14823.2.2.1.14.1.2.13	wlsxUser6Entry 13
nUser6MobilityStatus	1.3.6.1.4.1.14823.2.2.1.14.1.2.14	wlsxUser6Entry 14
nUser6HomeVLAN	1.3.6.1.4.1.14823.2.2.1.14.1.2.15	wlsxUser6Entry 15

Table 98 *wlsxUser6AllInfoGroup Objects*

Object	Object ID	
nUser6DefaultVLAN	1.3.6.1.4.1.14823.2.2.1.14.1.2.16	wlsxUser6Entry 16
nUser6AssignedVLAN	1.3.6.1.4.1.14823.2.2.1.14.1.2.17	wlsxUser6Entry 17
nUser6BWContractName	1.3.6.1.4.1.14823.2.2.1.14.1.2.18	wlsxUser6Entry 18
nUser6BWContractUsage	1.3.6.1.4.1.14823.2.2.1.14.1.2.19	wlsxUser6Entry 19
nUser6BWContractId	1.3.6.1.4.1.14823.2.2.1.14.1.2.20	wlsxUser6Entry 20
nUser6IsProxyArpEnabled	1.3.6.1.4.1.14823.2.2.1.14.1.2.21	wlsxUser6Entry 21
nUser6CurrentVLAN	1.3.6.1.4.1.14823.2.2.1.14.1.2.22	wlsxUser6Entry 22
nUser6IsWired	1.3.6.1.4.1.14823.2.2.1.14.1.2.23	wlsxUser6Entry 23
nUser6ConnectedSlot	1.3.6.1.4.1.14823.2.2.1.14.1.2.24	wlsxUser6Entry 24
nUser6ConnectedPort	1.3.6.1.4.1.14823.2.2.1.14.1.2.25	wlsxUser6Entry 25
nUser6PhyType	1.3.6.1.4.1.14823.2.2.1.14.1.2.26	wlsxUser6Entry 26
nUser6MobilityDomainName	1.3.6.1.4.1.14823.2.2.1.14.1.2.27	wlsxUser6Entry 27
nUser6UPBWContractName	1.3.6.1.4.1.14823.2.2.1.14.1.2.28	wlsxUser6Entry 28
nUser6UPBWContractUsage	1.3.6.1.4.1.14823.2.2.1.14.1.2.29	wlsxUser6Entry 29
nUser6UPBWContractId	1.3.6.1.4.1.14823.2.2.1.14.1.2.30	wlsxUser6Entry 30
nUser6DNBWContractName	1.3.6.1.4.1.14823.2.2.1.14.1.2.31	wlsxUser6Entry 31
nUser6DNBWContractUsage	1.3.6.1.4.1.14823.2.2.1.14.1.2.32	wlsxUser6Entry 32
nUser6DNBWContractId	1.3.6.1.4.1.14823.2.2.1.14.1.2.33	wlsxUser6Entry 33
nUser6HTMode	1.3.6.1.4.1.14823.2.2.1.14.1.2.34	wlsxUser6Entry 34

wlsxUser6Entry

Syntax	wlsxUser6Entry
Max-Access	not-accessible
Status	current
Description	User Entry
Index	{ nUser6PhyAddress, nUser6IpAddress }

nUser6PhyAddress

Syntax	MacAddress
Max-Access	not-accessible
Status	current
Description	MAC address of the station from which the user connected to the switch.
History	Added in AOS-W 3.3.0.0.

nUser6IpAddress

Syntax	DisplayString(SIZE(0..128))
Max-Access	not-accessible
Status	current
Description	IPv6 Address of the user.
History	Added in AOS-W 3.3.0.0.

nUser6Name

Syntax	DisplayString(SIZE(0..128))
Max-Access	read-only
Status	current
Description	Name of the User.
History	Added in AOS-W 3.3.0.0.

nUser6Role

Syntax	DisplayString(SIZE(0..64))
Max-Accessy	read-onl
Status	current
Description	The Role configured for this user.
History	Added in AOS-W 3.3.0.0.

nUser6UpTime

Syntax	TimeTicks
Max-Access	read-only
Status	current
Description	Time since the user connected to the switch.
History	Added in AOS-W 3.3.0.0.

nUser6AuthenticationMethod

Syntax	ArubaAuthenticationMethods
Max-Access	read-only
Status	current
Description	Authentication mechanism used by the user to connect to the switch.
History	Added in AOS-W 3.3.0.0.

nUser6SubAuthenticationMethod

Syntax	ArubaSubAuthenticationMethods
Max-Access	read-only
Status	current
Description	Sub Authentication Method
History	Added in AOS-W 3.3.0.0.

nUser6AuthServerName

Syntax	DisplayString(SIZE(0..32))
Max-Access	read-only
Status	current
Description	Name of the authentication server used to authenticate the user.
History	Added in AOS-W 3.3.0.0.

nUser6ExtVPNAddress

Syntax	IpAddress
Max-Access	read-only
Status	current
Description	External VPN IP Address, if this is a VPN user or 0.0.0.0 if not.
History	Added in AOS-W 3.3.0.0.

nUser6ApLocation

Syntax	DisplayString(SIZE(0..32))
Max-Access	read-only
Status	current
Description	Location of the access point to which the user is associated.
History	Added in AOS-W 3.3.0.0.

nUser6ApBSSID

Syntax	MacAddress
Max-Access	read-only
Status	current
Description	BSSID of the access point that the user used to connect to the switch.
History	Added in AOS-W 3.3.0.0.

nUser6IsOnHomeAgent

Syntax	TruthValue
Max-Access	read-only
Status	current
Description	The Object will indicate if the switch is the home switch for the user or not.
History	Added in AOS-W 3.3.0.0.

nUser6HomeAgentIpAddress

Syntax	IpAddress
Max-Access	read-only
Status	current
Description	The Home agent IP Address of the user. If this user is already on the home switch, then this IP is the switch IP else it is the home switch IP address.
History	Added in AOS-W 3.3.0.0.

nUser6MobilityStatus

Syntax	Integer visitor(1) away(2) associated(3) wired(4) }
Max-Access	read-only
Status	current
Description	The Mobility Status of the User.
History	Added in AOS-W 3.3.0.0.

nUser6HomeVLAN

Syntax	Integer32
Max-Access	read-only
Status	current
Description	Home VLAN of the User. If the user is on the home switch then this VLAN will be same as userDefaultVLAN.
History	Added in AOS-W 3.3.0.0.

nUser6DefaultVLAN

Syntax	Integer32
Max-Access	read-only
Status	current
Description	Default VLAN of the User based on the AP configuration.
History	Added in AOS-W 3.3.0.0.

nUser6AssignedVLAN

Syntax	Integer32
Max-Access	read-only
Status	current
Description	This VLAN will be different from the Default VLAN if the user has a derived VLAN Configuration.
History	Added in AOS-W 3.3.0.0.

nUser6BWContractName

Syntax	DisplayString(SIZE(0..32))
Max-Access	read-only
Status	deprecated
Description	Name of the Bandwidth Contract applied to this user.
History	Added in AOS-W 3.3.0.0.

nUser6BWContractUsage

Syntax	Integer user(1) shared(2)
Max-Access	read-only
Status	deprecated
Description	Indicates how the Bandwidth Contract is used.
History	Added in AOS-W 3.3.0.0.

nUser6BWContractId

Syntax	Integer32
Max-Access	read-only
Status	deprecated
Description	Bandwidth Contract Id Assigned to the User
History	Added in AOS-W 3.3.0.0.

nUser6IsProxyArpEnabled

Syntax	TruthValue
Max-Access	read-only
Status	current
Description	This object will indicate if the switch is proxy ARPing for the user.
History	Added in AOS-W 3.3.0.0.

nUser6CurrentVLAN

Syntax	Integer32
Max-Access	read-only
Status	current
Description	The VLAN to which the user is currently bound.
History	Added in AOS-W 3.3.0.0.

nUser6IsWired

Syntax	TruthValue
Max-Access	read-only
Status	current
Description	Indicates whether this is a wired or wireless user.
History	Added in AOS-W 3.3.0.0.

nUser6ConnectedSlot

Syntax	Integer32
Max-Access	read-only
Status	current
Description	The slot to which the user is connected, if wired.
History	Added in AOS-W 3.3.0.0.

nUser6ConnectedPort

Syntax	Integer32
Max-Access	read-only
Status	current
Description	The port to which the user is connected, if wired.
History	Added in AOS-W 3.3.0.0.

nUser6PhyType

Syntax	ArubaPhyType
Max-Access	read-only
Status	current
Description	The wireless PHY type to which the user is associated, or 'wired'.
History	Added in AOS-W 3.3.0.0.

nUser6MobilityDomainName

Syntax	DisplayString(SIZE(0..64))
Max-Access	read-only
Status	current
Description	The name of mobility domain to which the mobile user belongs.
History	Added in AOS-W 3.3.0.0.

nUser6UPBWContractName

Syntax	DisplayString(SIZE(0..32))
Max-Access	read-only
Status	current
Description	Name of the Upstream Bandwidth Contract applied to this user.
History	Added in AOS-W 3.3.0.0.

nUser6UPBWContractUsage

Syntax	Integer user(1), shared(2)
Max-Access	read-only
Status	current
Description	Indicates how the Upstream Bandwidth Contract is used.
History	Added in AOS-W 3.3.0.0.

nUser6UPBWContractId

Syntax	Integer32
Max-Access	read-only
Status	current
Description	Upstream Bandwidth Contract Id Assigned to the User
History	Added in AOS-W 3.3.0.0.

nUser6DNBWContractName

Syntax	DisplayString(SIZE(0..32))
Max-Access	read-only
Status	current
Description	Name of the Downstream Bandwidth Contract applied to this user.
History	Added in AOS-W 3.3.0.0.

nUser6DNBWContractUsage

Syntax	Integer user(1) shared(2)
Max-Access	read-only
Status	current
Description	Indicates how the Downstream Bandwidth Contract is used.
History	Added in AOS-W 3.3.0.0.

nUser6DNBWContractId

Syntax	Integer32
Max-Access	read-only
Status	current
Description	Downstream Bandwidth Contract ID Assigned to the user.
History	Added in AOS-W 3.3.0.0.

nUser6HTMode

Syntax	ArubaHTMode
Max-Access	read-only
Status	current
Description	The HT mode of this user, if any.
History	Added in AOS-W 3.3.0.0.

wlsxUser6SessionTimeTable

The objects of the wlsx User5 Session Time table lists the user session time counts on an ESSID. The session times are separated into predefined time length buckets. Sessions that last longer than 240 minutes fall into the 240min bucket.

Table 99 *wlsxUser6SessionTimeTable* OIDs

Object	Object ID	
wlsxUser6SessionTimeEntry	1.3.6.1.4.1.14823.2.2.1.14.1.3	wlsxUser6SessionTimeTable 1
wlsxUser6SessionTimeLength	1.3.6.1.4.1.14823.2.2.1.14.1.3.1	wlsxUser6SessionTimeEntry 1
wlsxUser6SessionTimeCount	1.3.6.1.4.1.14823.2.2.1.14.1.3.2	wlsxUser6SessionTimeEntry 2

wlsxUser6SessionTimeEntry

Syntax	wlsxUser6SessionTimeEntry
Max-Access	not-accessible
Status	current
Description	User session time data, divided into buckets of different time lengths
Index	{ wlanESSID, wlsxUser6SessionTimeLength }

wlsxUser6SessionTimeLength

Syntax	Integer32
Max-Access	not-accessible
Status	current
Description	Pre-defined user session time length.
History	Added in AOS-W 3.3.0.0.

wlsxUser6SessionTime

Syntax	Counter32
Max-Access	read-only
Status	current
Description	Number of users that are connected to the essid whose sessions expired in this time interval.
History	Added in AOS-W 3.3.0.0.

The Voice module provides information about Voice call status and call detail reporting.

[Figure 19](#) shows the architecture of the User MIB relative to 1.3.6.1.4.1.14823 (iso.org.dod.internet.private.enterprise.aruba). The Voice MIBs are listed in the file *aruba-voice.mib*. For information about downloading Alcatel-Lucent MIB files, see [Downloading MIB Files on page 23](#).

Figure 19 *Voice Hierarchy*



Table 100 *Voice MIB Objects*

Table	Description
wlsxVoiceCdrTotal	This object lists the total number of call detail records of the switch.
wlsxVoiceCdrTable	This table lists information of the call detail records of the switch.
Voice Call Center Group	This table lists the number of calls through the call center.
wlsxVoiceClientTotal	This table lists the total number of active calls of the client.
wlsxVoiceClientTable	This table lists all voice client information.
wlsxVoiceAPBssidTotal	This object lists the total number of active VoIP.
wlsxVoiceAPBssidTable	This table lists active VoIP information.

wlsxVoiceCdrTotal

The integer object of wlsx Voice CDR total lists the total number of Call Detail Records of the switch.

Syntax	Unsigned32
Max-Access	read-only
Status	current
Description	Total number of CDR information in the switch.
History	Added in AOS-W 3.2.0.0.

wlsxVoiceCdrTable

The objects of the wlsx Voice CDR table list information of the Call Detail Records of the switch.

Table 101 *wlxs Voice CDR Table OIDs*

Object	Object ID	
wlsxVoiceCdrEntry	1.3.6.1.4.1.14823.2.2.1.12.1.1.2.1	wlsxVoiceCdrTable 1
voiceCdrId	1.3.6.1.4.1.14823.2.2.1.12.1.1.2.1.1	wlsxVoiceCdrEntry 1
voiceCdrIp	1.3.6.1.4.1.14823.2.2.1.12.1.1.2.1.2	wlsxVoiceCdrEntry 2
voiceCdrMac	1.3.6.1.4.1.14823.2.2.1.12.1.1.2.1.3	wlsxVoiceCdrEntry 3
voiceCdrName	1.3.6.1.4.1.14823.2.2.1.12.1.1.2.1.4	wlsxVoiceCdrEntry 4
voiceCdrDialNum	1.3.6.1.4.1.14823.2.2.1.12.1.1.2.1.5	wlsxVoiceCdrEntry 5
voiceCdrDir	1.3.6.1.4.1.14823.2.2.1.12.1.1.2.1.6	wlsxVoiceCdrEntry 6
voiceCdrOrigTime	1.3.6.1.4.1.14823.2.2.1.12.1.1.2.1.7	wlsxVoiceCdrEntry 7
voiceCdrSetupTime	1.3.6.1.4.1.14823.2.2.1.12.1.1.2.1.8	wlsxVoiceCdrEntry 8
voiceCdrTeardownTime	1.3.6.1.4.1.14823.2.2.1.12.1.1.2.1.9	wlsxVoiceCdrEntry 9
voiceCdrStatus	1.3.6.1.4.1.14823.2.2.1.12.1.1.2.1.10	wlsxVoiceCdrEntry 10
voiceCdrReason	1.3.6.1.4.1.14823.2.2.1.12.1.1.2.1.11	wlsxVoiceCdrEntry 11
voiceCdrDuration	1.3.6.1.4.1.14823.2.2.1.12.1.1.2.1.12	wlsxVoiceCdrEntry 12
voiceCdrRValue	1.3.6.1.4.1.14823.2.2.1.12.1.1.2.1.13	wlsxVoiceCdrEntry 13
voiceCdrApSwitchDelay	1.3.6.1.4.1.14823.2.2.1.12.1.1.2.1.14	wlsxVoiceCdrEntry14
voiceCdrCodec	1.3.6.1.4.1.14823.2.2.1.12.1.1.2.1.15	wlsxVoiceCdrEntry 15
voiceCdrApName	1.3.6.1.4.1.14823.2.2.1.12.1.1.2.1.16	wlsxVoiceCdrEntry 16
voiceCdrApMac	1.3.6.1.4.1.14823.2.2.1.12.1.1.2.1.17	wlsxVoiceCdrEntry 17
voiceCdrBssid	1.3.6.1.4.1.14823.2.2.1.12.1.1.2.1.18	wlsxVoiceCdrEntry 18
voiceCdrEssid	1.3.6.1.4.1.14823.2.2.1.12.1.1.2.1.19	wlsxVoiceCdrEntry 19
voiceCdrHandovers	1.3.6.1.4.1.14823.2.2.1.12.1.1.2.1.20	wlsxVoiceCdrEntry 20
voiceCdrMOS	1.3.6.1.4.1.14823.2.2.1.12.1.1.2.1.21	wlsxVoiceCdrEntry 21

wlsxVoiceCdrEntry

Syntax	VoiceCdrEntry
Max-Access	not-accessible
Status	current
Description	Entry point.
Index	{voiceCdrId}
History	Added in AOS-W 3.2.0.0.

voiceCdrId

Syntax	Unsigned32
Max-Access	not-accessible
Status	current
Description	Voice CDR ID/
History	Added in AOS-W 3.2.0.0.

voiceCdrIp

Syntax	IpAddress
Max-Access	read-only
Status	current
Description	Voice CDR IP.
History	Added in AOS-W 3.2.0.0.

voiceCdrMac

Syntax	MacAddress
Max-Access	read-only
Status	current
Description	Voice CDR MAC.
History	Added in AOS-W 3.2.0.0.

voiceCdrName

Syntax	DisplayString
Max-Access	read-only
Status	current
Description	Voice CDR name.
History	Added in AOS-W 3.2.0.0.

voiceCdrDialNum

Syntax	DisplayString
Max-Access	read-only
Status	current
Description	Voice CDR dialed number.
History	Added in AOS-W 3.2.0.0.

voiceCdrDir

Syntax	ArubaVoiceCdrDirection
Max-Access	read-only
Status	current
Description	Voice CDR direction incoming or outgoing.
History	Added in AOS-W 3.2.0.0.

voiceCdrOrigTime

Syntax	Unsigned32
Max-Access	read-only
Status	current
Description	Voice CDR original time.
History	Added in AOS-W 3.2.0.0.

voiceCdrSetupTime

Syntax	Unsigned32
Max-Access	read-only
Status	current
Description	Voice CDR setup time.
History	Added in AOS-W 3.2.0.0.

voiceCdrTeardownTime

Syntax	Unsigned32
Max-Access	read-only
Status	current
Description	Voice CDR tear-down number.
History	Added in AOS-W 3.2.0.0.

voiceCdrStatus

Syntax	ArubaCallStates
Max-Access	read-only
Status	current
Description	Voice CDR status.
History	Added in AOS-W 3.2.0.0.

voiceCdrReason

Syntax	DisplayString
Max-Access	read-only
Status	current
Description	Voice CDR reason.
History	Added in AOS-W 3.2.0.0.

voiceCdrDuration

Syntax	Integer32
Max-Access	read-only
Status	current
Description	Voice CDR duration.
History	Added in AOS-W 3.2.0.0.

voiceCdrRValue

Syntax	Integer32
Max-Access	read-only
Status	current
Description	Voice CDR R-value.
History	Added in AOS-W 3.2.0.0.

voiceCdrApSwitchDelay

Syntax	Integer32
Max-Access	read-only
Status	current
Description	Voice CDR AP switch delay.
History	Added in AOS-W 3.2.0.0.

voiceCdrCodec

Syntax	Integer32
Max-Access	read-only
Status	current
Description	Voice CDR codec.
History	Added in AOS-W 3.2.0.0.

voiceCdrApName

Syntax	DisplayString
Max-Access	read-only
Status	current
Description	Voice CDR AP name.
History	Added in AOS-W 3.2.0.0.

voiceCdrApMac

Syntax	MacAddress
Max-Access	read-only
Status	current
Description	Voice CDR AP MAC address.
History	Added in AOS-W 3.2.0.0.

voiceCdrBssid

Syntax	DisplayString
Max-Access	read-only
Status	current
Description	Voice CDR BSSID.
History	Added in AOS-W 3.2.0.0.

voiceCdrEssid

Syntax	DisplayString
Max-Access	read-only
Status	current
Description	Voice CDR ESSID.
History	Added in AOS-W 3.2.0.0.

voiceCdrHandovers

Syntax	Integer32
Max-Access	read-only
Status	current
Description	Voice CDR client hand overs, AKA mobility rate.
History	Added in AOS-W 3.2.0.0.

voiceCdrMOS

Syntax	Integer32
Max-Access	read-only
Status	current
Description	Voice CDR MOS.
History	Added in AOS-W 3.2.0.0.

Voice Call Center Group

The objects of the Call Center Group provide scalar values—the count of the calls of a specific condition.

Table 102 *Voice Call Center OIDs*

Object	Object ID	
voiceCallCtrsTotal	1.3.6.1.4.1.14823.2.2.1.12.1.2.1	wlsxVoiceCallCtrsGroup 1
voiceCallCtrsSuccess	1.3.6.1.4.1.14823.2.2.1.12.1.2.2	wlsxVoiceCallCtrsGroup 2
voiceCallCtrsFailed	1.3.6.1.4.1.14823.2.2.1.12.1.2.3	wlsxVoiceCallCtrsGroup 3
voiceCallCtrsRejected	1.3.6.1.4.1.14823.2.2.1.12.1.2.4	wlsxVoiceCallCtrsGroup 4
voiceCallCtrsAborted	1.3.6.1.4.1.14823.2.2.1.12.1.2.5	wlsxVoiceCallCtrsGroup 5
voiceCallCtrsOrig	1.3.6.1.4.1.14823.2.2.1.12.1.2.6	wlsxVoiceCallCtrsGroup 6
voiceCallCtrsRecvd	1.3.6.1.4.1.14823.2.2.1.12.1.2.7	wlsxVoiceCallCtrsGroup 7
voiceCallCtrsActive	1.3.6.1.4.1.14823.2.2.1.12.1.2.8	wlsxVoiceCallCtrsGroup 8
voiceCallCtrsNotFnd	1.3.6.1.4.1.14823.2.2.1.12.1.2.9	wlsxVoiceCallCtrsGroup 9
voiceCallCtrsBusy	1.3.6.1.4.1.14823.2.2.1.12.1.2.10	wlsxVoiceCallCtrsGroup 10
voiceCallCtrsSvc	1.3.6.1.4.1.14823.2.2.1.12.1.2.11	wlsxVoiceCallCtrsGroup 11
voiceCallCtrsReqTerm	1.3.6.1.4.1.14823.2.2.1.12.1.2.12	wlsxVoiceCallCtrsGroup 12
voiceCallCtrsDecline	1.3.6.1.4.1.14823.2.2.1.12.1.2.13	wlsxVoiceCallCtrsGroup 13
voiceCallCtrsUnauth	1.3.6.1.4.1.14823.2.2.1.12.1.2.14	wlsxVoiceCallCtrsGroup 14
voiceCallCtrsMisc	1.3.6.1.4.1.14823.2.2.1.12.1.2.15	wlsxVoiceCallCtrsGroup 15

voiceCallCtrsTotal

Syntax	Unsigned32
Max-Access	read-only
Status	current
Description	Total number of calls.
History	Added in AOS-W 3.2.0.0.

voiceCallCtrsSuccess

Syntax	Unsigned32
Max-Access	read-only
Status	current
Description	Total number of successful calls.
History	Added in AOS-W 3.2.0.0.

voiceCallCtrsFailed

Syntax	Unsigned32
Max-Access	read-only
Status	current
Description	Total number of failed calls.
History	Added in AOS-W 3.2.0.0.

voiceCallCtrsRejected

Syntax	Unsigned32
Max-Access	read-only
Status	current
Description	Total number of rejected calls.
History	Added in AOS-W 3.2.0.0.

voiceCallCtrsAborted

Syntax	Unsigned32
Max-Access	read-only
Status	current
Description	Total number of aborted calls.
History	Added in AOS-W 3.2.0.0.

voiceCallCtrsOrig

Syntax	Unsigned32
Max-Access	read-only
Status	current
Description	Total number of originated calls.
History	Added in AOS-W 3.2.0.0.

voiceCallCtrsRecvd

Syntax	Unsigned32
Max-Access	read-only
Status	current
Description	Total number of received calls.
History	Added in AOS-W 3.2.0.0.

voiceCallCtrsActive

Syntax	Unsigned32
Max-Access	read-only
Status	current
Description	Total number of active calls.
History	Added in AOS-W 3.2.0.0.

voiceCallCtrsNotFnd

Syntax	Unsigned32
Max-Access	read-only
Status	current
Description	Total number of not found calls.
History	Added in AOS-W 3.2.0.0.

voiceCallCtrsBusy

Syntax	Unsigned32
Max-Access	read-only
Status	current
Description	Total number of busy calls.
History	Added in AOS-W 3.2.0.0.

voiceCallCtrsSvc

Syntax	Unsigned32
Max-Access	read-only
Status	current
Description	Total number of service unavailable calls.
History	Added in AOS-W 3.2.0.0.

voiceCallCtrsReqTerm

Syntax	Unsigned32
Max-Access	read-only
Status	current
Description	Total number of request terminated calls.
History	Added in AOS-W 3.2.0.0.

voiceCallCtrsDecline

Syntax	Unsigned32
Max-Access	read-only
Status	current
Description	Total number of declined calls.
History	Added in AOS-W 3.2.0.0.

voiceCallCtrsUnauth

Syntax	Unsigned32
Max-Access	read-only
Status	current
Description	Total number of unauthorized calls.
History	Added in AOS-W 3.2.0.0.

voiceCallCtrsMisc

Syntax	Unsigned32
Max-Access	read-only
Status	current
Description	Total number of miscellaneous calls.
History	Added in AOS-W 3.2.0.0.

wlsxVoiceClientTotal

The wlsx Voice Client Total group provides the total number of active client session of the switch.

Syntax	Unsigned32
Max-Access	read-only
Status	current
Description	Total number of active client sessions in the switch.
History	Added in AOS-W 3.2.0.0.

wlsxVoiceClientTable

The objects of the wlsx Voice Client table list voice client information.

Table 103 *wlsx Voice Client Table OIDs*

Object	Object ID	
wlsxVoiceClientEntry	1.3.6.1.4.1.14823.2.2.1.12.1.3.2.1	wlsxVoiceClientTable 1
voiceClientIp	1.3.6.1.4.1.14823.2.2.1.12.1.3.2.1.1	wlsxVoiceClientEntry 1
voiceClientProtocol	1.3.6.1.4.1.14823.2.2.1.12.1.3.2.1.2	wlsxVoiceClientEntry 2
voiceClientRegState	1.3.6.1.4.1.14823.2.2.1.12.1.3.2.1.3	wlsxVoiceClientEntry 3
voiceClientContactName	1.3.6.1.4.1.14823.2.2.1.12.1.3.2.1.4	wlsxVoiceClientEntry4
voiceClientServerName	1.3.6.1.4.1.14823.2.2.1.12.1.3.2.1.5	wlsxVoiceClientEntry 5
voiceClientEssid	1.3.6.1.4.1.14823.2.2.1.12.1.3.2.1.6	wlsxVoiceClientEntry 6
voiceClientVlanId	1.3.6.1.4.1.14823.2.2.1.12.1.3.2.1.7	wlsxVoiceClientEntry 7
voiceClientTunnelId	1.3.6.1.4.1.14823.2.2.1.12.1.3.2.1.8	wlsxVoiceClientEntry 8

wlsxVoiceClientEntry

Syntax	VoiceClientEntry
Max-Access	not-accessible
Description	Entry point.
Index	{ wlanStaPhyAddress }
History	Added in AOS-W 3.2.0.0.

voiceClientIp

Syntax	IpAddress
Max-Access	read-only
Status	current
Description	Voice client IP address.
History	Added in AOS-W 3.2.0.0.

voiceClientProtocol

Syntax	ArubaVoipProtocol
Max-Access	read-only
Status	current
Description	Voice client protocol used.
History	Added in AOS-W 3.2.0.0.

voiceClientRegState

Syntax	ArubaVoipRegState
Max-Access	read-only
Status	current
Description	Voice client state.
History	Added in AOS-W 3.2.0.0.

voiceClientContactName

Syntax	DisplayString
Max-Access	read-only
Status	current
Description	Voice client contact name.
History	Added in AOS-W 3.2.0.0.

voiceClientServerName

Syntax	DisplayString
Max-Access	read-only
Status	current
Description	Voice client server name.
History	Added in AOS-W 3.2.0.0.

voiceClientEssid

Syntax	DisplayString
Max-Access	read-only
Status	current
Description	Voice client ESSID.
History	Added in AOS-W 3.2.0.0.

voiceClientVlanId

Syntax	ArubaVlanValidRange
Max-Access	read-only
Status	current
Description	Voice client VLAN ID.
History	Added in AOS-W 3.2.0.0.

voiceClientTunnelId

Syntax	Integer32
Max-Access	read-only
Status	current
Description	Voice client tunnel ID.
History	Added in AOS-W 3.2.0.0.

wlsxVoiceAPBssidTotal

Syntax	Unsigned32
Max-Access	read-only
Status	current
Description	Total number of active VoIP information in the switch.
History	Added in AOS-W 3.2.0.0.

wlsxVoiceAPBssidTable

The objects of the wlsx Voice Access Point BSSID table provide active VoIP information.

Table 104 *wlsxVoiceAPBssidTable OIDs*

Object	Object ID	
wlsxVoiceAPBssidEntry	1.3.6.1.4.1.14823.2.2.1.12.1.4.2.1	wlsxVoiceAPBssidTable 1
voiceAPBssidName	1.3.6.1.4.1.14823.2.2.1.12.1.4.2.1.1	wlsxVoiceAPBssidEntry 1
voiceAPBssidGroup	1.3.6.1.4.1.14823.2.2.1.12.1.4.2.1.2	wlsxVoiceAPBssidEntry 2
voiceAPBssidIp	1.3.6.1.4.1.14823.2.2.1.12.1.4.2.1.3	lwlsxVoiceAPBssidEntry 3
voiceAPBssidTotCalls	1.3.6.1.4.1.14823.2.2.1.12.1.4.2.1.4	wlsxVoiceAPBssidEntry 4
voiceAPBssidVoiceType	1.3.6.1.4.1.14823.2.2.1.12.1.4.2.1.5	wlsxVoiceAPBssidEntry 5
voiceAPBssidFlag	1.3.6.1.4.1.14823.2.2.1.12.1.4.2.1.6	wlsxVoiceAPBssidEntry 6
voiceAPBssidUpTime	1.3.6.1.4.1.14823.2.2.1.12.1.4.2.1.7	wlsxVoiceAPBssidEntry 7
voiceAPBssid100Sent	1.3.6.1.4.1.14823.2.2.1.12.1.4.2.1.8	wlsxVoiceAPBssidEntry 8
voiceAPBssid503Sent	1.3.6.1.4.1.14823.2.2.1.12.1.4.2.1.9	wlsxVoiceAPBssidEntry 9

Table 104 *wlsxVoiceAPBssidTable OIDs (Continued)*

Object	Object ID	
voiceAPBssidExtraCallDisc	1.3.6.1.4.1.14823.2.2.1.12.1.4.2.1.10	wlsxVoiceAPBssidEntry 10
voiceAPBssidKickedOff	1.3.6.1.4.1.14823.2.2.1.12.1.4.2.1.11	wlsxVoiceAPBssidEntry 11
voiceAPBssidTspecDenied	1.3.6.1.4.1.14823.2.2.1.12.1.4.2.1.12	wlsxVoiceAPBssidEntry 12
voiceAPBssidCacFlag	1.3.6.1.4.1.14823.2.2.1.12.1.4.2.1.13	wlsxVoiceAPBssidEntry 13
voiceAPBssidTotVoiceClients	1.3.6.1.4.1.14823.2.2.1.12.1.4.2.1.14	wlsxVoiceAPBssidEntry 14
voiceAPBssidCallsSCCP	1.3.6.1.4.1.14823.2.2.1.12.1.4.2.1.15	wlsxVoiceAPBssidEntry 15
voiceAPBssidCallsSIP	1.3.6.1.4.1.14823.2.2.1.12.1.4.2.1.16	wlsxVoiceAPBssidEntry 16
voiceAPBssidCallsSVP	1.3.6.1.4.1.14823.2.2.1.12.1.4.2.1.17	wlsxVoiceAPBssidEntry 17
voiceAPBssidCallsVocera	1.3.6.1.4.1.14823.2.2.1.12.1.4.2.1.18	wlsxVoiceAPBssidEntry 18
voiceAPBssidCallsNoe	1.3.6.1.4.1.14823.2.2.1.12.1.4.2.1.19	wlsxVoiceAPBssidEntry 19
voiceAPBssidEssid	1.3.6.1.4.1.14823.2.2.1.12.1.4.2.1.20	wlsxVoiceAPBssidEntry 20

wlsxVoiceAPBssidEntry

Syntax	VoiceAPBssidEntry
max-Access	not-accessible
Status	current
Description	Entry to AP.
Index	{wlanAPMacAddress, wlanAPRadioNumber, wlanAPBSSID}
History	Added in AOS-W 3.2.0.0.

voiceAPBssidName

Syntax	DisplayString
Max-Access	read-only
Status	current
Description	Voice access point name.
History	Added in AOS-W 3.2.0.0.

voiceAPBssidGroup

Syntax	DisplayString
Max-Access	read-only
Status	current
Description	Voice access point group.
History	Added in AOS-W 3.2.0.0.

voiceAPBssidIp

Syntax	IpAddress
Max-Access	read-only
Status	current
Description	Voice access point IP address.
History	Added in AOS-W 3.2.0.0.

voiceAPBssidTotCalls

Syntax	Unsigned32
Max-Access	read-only
Status	current
Description	Voice access point total calls.
History	Added in AOS-W 3.2.0.0.

voiceAPBssidVoiceType

Syntax	DisplayString
Max-Access	read-only
Status	current
Description	Voice access point type.
History	Added in AOS-W 3.2.0.0.

voiceAPBssidFlag

Syntax	Bits apRemoteAP(0) apPPPOE(1) apWiredApEnabled(2) apEnet1Mode(3) apActiveLoadBalancing(4) apDisconnectExtraCalls(5) apBatteryBoost(6)
Max-Access	read-only
Status	current
Description	Voice access point flag.
History	Added in AOS-W 3.2.0.0.

voiceAPBssidUpTime

Syntax	TimeTicks
Max-Access	read-only
Status	current
Description	Voice access point up time
History	Added in AOS-W 3.2.0.0.

voiceAPBssid100Sent

Syntax	Counter32
Max-Access	read-only
Status	current
Description	Voice 100 sent.
History	Added in AOS-W 3.2.0.0.

voiceAPBssid503Sent

Syntax	Counter32
Max-Access	read-only
Status	current
Description	Voice 503 sent.
History	Added in AOS-W 3.2.0.0.

voiceAPBssidExtraCallDisc

Syntax	Counter32
Max-Access	read-only
Status	current
Description	Voice access point extra call disconnect.
History	Added in AOS-W 3.2.0.0.

voiceAPBssidKickedOff

Syntax	Counter32
Max-Access	read-only
Status	current
Description	Voice access point kicked off.
History	Added in AOS-W 3.2.0.0.

voiceAPBssidTspecDenied

Syntax	Counter32
Max-Access	read-only
Status	current
Description	Voice access point Tspec denied.
History	Added in AOS-W 3.2.0.0.

voiceAPBssidCacFlag

Syntax	ArubaVoiceCacBit
Max-Access	read-only
Status	current
Description	Voice access point CAC flag.
History	Added in AOS-W 3.2.0.0.

voiceAPBssidTotVoiceClients

Syntax	Unsigned32
Max-Access	read-only
Status	current
Description	Voice access point total number of voice clients.
History	Added in AOS-W 3.2.0.0.

voiceAPBssidCallsSCCP

Syntax	Unsigned32
Max-Access	read-only
Status	current
Description	Voice access point total SCCP calls.
History	Added in AOS-W 3.2.0.0.

voiceAPBssidCallsSIP

Syntax	Unsigned32
Max-Access	read-only
Status	current
Description	Voice access point total SIP calls.
History	Added in AOS-W 3.2.0.0.

voiceAPBssidCallsSVP

Syntax	Unsigned32
Max-Access	read-only
Status	current
Description	Voice access point total SVP calls.
History	Added in AOS-W 3.2.0.0.

voiceAPBssidCallsVocera

Syntax	Unsigned32
Max-Access	read-only
Status	current
Description	Voice access point total Vocera calls.
History	Added in AOS-W 3.2.0.0.

voiceAPBssidCallsNoe

Syntax	Unsigned32
Max-Access	read-only
Status	current
Description	Voice access point total NOE calls.
History	Added in AOS-W 3.2.0.0.

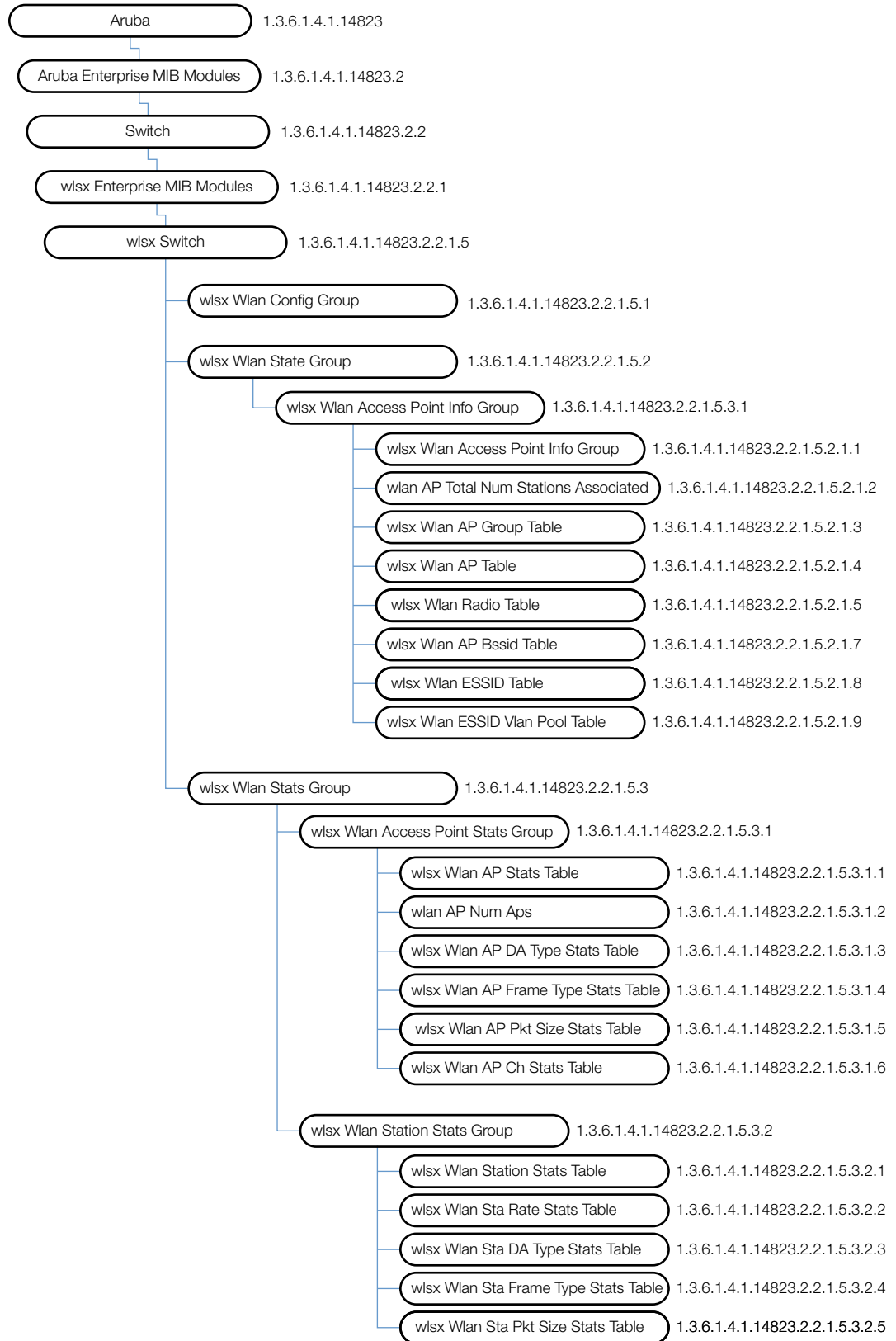
voiceAPBssidEssid

Syntax	DisplayString
Max-Access	read-only
Status	current
Description	Voice access point ESSID.
History	Added in AOS-W 3.2.0.0.

The wireless local area network (WLAN) module provides information about the Wireless Management System (WMS) in the Alcatel-Lucent switch.

[Figure 20](#) shows the architecture of the WLAN MIB relative to 1.3.6.1.4.1.14823 (iso.org.dod.internet.private.enterprise.aruba). The WLAN MIBs are listed in the file *aruba-wlan.my*. For information about downloading Alcatel-Lucent MIB files, see [Downloading MIB Files on page 23](#).

Figure 20 WLAN Hierarchy



The WLAN MIB contains the following tables.

Table 105 *WLAN MIB Tables*

Table	Description
wlsxWlanAPGroupTable	This table lists all the access points groups configured in the Alcatel-Lucent switch.
wlsxWlanAPTable	This table lists all the access points connected to the switch.
wlsxWlanRadioTable	This table lists all the radios known to the switch.
wlsxWlanAPBssidTable	This table lists all the BSSIDs advertised by this switch.
wlsxWlanESSIDTable	This table lists all the ESSIDs advertised by this switch.
wlsxWlanESSIDVLANPoolTable	This table lists all the VLANs associated with this ESSID.
wlsxWlanStationTable	This table lists all the wireless stations associated with the access points connected to this switch.
wlsxWlanAPStatsTable	This table lists the statistics of all the access points connected to the switch.
wlsxWlanAPRateStatsTable	This table contains all the AP packet and byte counts that are sorted by rate.
wlsxWlanAPDATypeStatsTable	This table contains all the per BSSID packet and byte counts that are sorted by destination address.
wlsxWlanAPFrameTypeStatsTable	This table contains all the per BSSID packet and byte counts that are sorted by frame type.
wlsxWlanAPPktSizeStatsTable	This table contains all the per BSSID packet counts that are sorted by packet size.
wlsxWlanAPChStatsTable	This table lists the channel statistics of all the access points connected to the switch.
wlsxWlanStationStatsTable	This table lists statistics of all the wireless stations associated with an AP connected to this switch.
wlsxWlanStaRateStatsTable	This table contains all the packet and byte counts for a station that are sorted by rate.
wlsxWlanStaDATypeStatsTable	This table contains all the packet and byte counts for a station that are sorted by destination address.
wlsxWlanStaFrameTypeStatsTable	This table contains all the package and byte count for stations that are sorted by frame type.
wlsxWlanStaPktSizeStatsTable	This table contains all the package and byte counts for stations that are sorted by packet size.

wlsxWlanAccessPointInfoGroup

The wlsxWlanAccessPointInfoGroup contains the following tables:

- wlsxWlanTotalNumAccessPoints (local), which lists all the APs connected to the switch
- wlsxWlanTotalNumStationsAssociated (global), which lists all the APs in the Alcatel-Lucent Domain. This table is valid only on the master switches. The group also contains two scalar objects, which indicate the total number of APs and the total number of clients connected.

Table 106 wlsxWlanMIB OIDs

Object	Object ID	
wlsxWlanTotalNumAccessPoints	1.3.6.1.4.1.14823.2.2.1.5.2.1.1	wlsxWlanAccessPointInfoGroup 1
ywlsxWlanTotalNumStationsAssociated	1.3.6.1.4.1.14823.2.2.1.5.2.1.2	wlsxWlanAccessPointInfoGroup 2

wlsxWlanTotalNumAccessPoints

Syntax	Unsigned32
Max-Access	read-only
Status	current
Description	Total number of access points connected to the switch.
History	Added in AOS-W 2.3.

ywlsxWlanTotalNumStationsAssociated

Syntax	Unsigned32
MAX-ACCES	read-only
STATU	current
Description	Total number of stations associated to the switch.
History	Added in AOS-W 2.3.

wlsxWlanAPGroupTable

The objects of the wlsx WLAN AP Group table provide information on the access points connected to the switch.

Table 107 wlsxWlanAPGroupTable OIDs

Object	Object ID	
wlsxWlanAPGroupEntry	1.3.6.1.4.1.14823.2.2.1.5.2.1.3.1.	wlsxWlanAPGroupTable 1
wlanAPGroup	1.3.6.1.4.1.14823.2.2.1.5.2.1.3.1.1	wlsxWlanAPGroupEntry 1
wlanAPNumAps	1.3.6.1.4.1.14823.2.2.1.5.2.1.3.1.2	wlsxWlanAPGroupEntry 2

wlsxWlanAPGroupEntry

Syntax	WlanAPGroupEntry
Max-Access	not-accessible
Status	current
Description	Index {wlanAPGroup}
History	Added in AOS-W 2.3.

wlanAPGroup

Syntax	DisplayString
Max-Access	not-accessible
Status	current
Description	The name of an AP group.
History	Added in AOS-W 2.3. Updated in AOS-W 3.1—description.

wlanAPNumAps

Syntax	Integer32
Max-Access	read-only
Status	current
Description	The number of APs in the AP group.
History	Added in AOS-W 2.3. Updated in AOS-W 3.1—description.

wlsxWlanAPTable

The objects of the wlsx WLAN APT table provide information on the access points that are connected to the switch.

Table 108 *wlsxWlanAPTable OIDs*

Object	Object ID	
wlsxWlanAPEntry	1.3.6.1.4.1.14823.2.2.1.5.2.1.4.1	wlsxWlanAPTable 1
wlanAPMacAddress	1.3.6.1.4.1.14823.2.2.1.5.2.1.4.1.1	wlsxWlanAPEntry 1
wlanAPIpAddress	1.3.6.1.4.1.14823.2.2.1.5.2.1.4.1.2	wlsxWlanAPEntry 2
wlanAPName	1.3.6.1.4.1.14823.2.2.1.5.2.1.4.1.3	wlsxWlanAPEntry 3
wlanAPGroupName	41.3.6.1.4.1.14823.2.2.1.5.2.1.4.1.4	wlsxWlanAPEntry 4
wlanAPModel	1.3.6.1.4.1.14823.2.2.1.5.2.1.4.1.5	wlsxWlanAPEntry 5
wlanAPSerialNumber	1.3.6.1.4.1.14823.2.2.1.5.2.1.4.1.6	wlsxWlanAPEntry 6
wlanAPdot11aAntennaGain	1.3.6.1.4.1.14823.2.2.1.5.2.1.4.1.7	wlsxWlanAPEntry 7

Table 108 *wlsxWlanAPTable OIDs (Continued)*

Object	Object ID	
wlanAPdot11gAntennaGain	1.3.6.1.4.1.14823.2.2.1.5.2.1.4.1.8	wlsxWlanAPEntry 8
wlanAPNumRadios	1.3.6.1.4.1.14823.2.2.1.5.2.1.4.1.9	wlsxWlanAPEntry 9
wlanAPEnet1Mode	1.3.6.1.4.1.14823.2.2.1.5.2.1.4.1.10	wlsxWlanAPEntry 10
wlanAPIpsecMode	1.3.6.1.4.1.14823.2.2.1.5.2.1.4.1.11	wlsxWlanAPEntry 11
wlanAPUpTime	1.3.6.1.4.1.14823.2.2.1.5.2.1.4.1.12	wlsxWlanAPEntry 12
wlanAPModelName	1.3.6.1.4.1.14823.2.2.1.5.2.1.4.1.13	wlsxWlanAPEntry 13
wlanAPLocation	1.3.6.1.4.1.14823.2.2.1.5.2.1.4.1.14	wlsxWlanAPEntry 14
wlanAPBuilding	1.3.6.1.4.1.14823.2.2.1.5.2.1.4.1.15	wlsxWlanAPEntry 15
wlanAPFloor	1.3.6.1.4.1.14823.2.2.1.5.2.1.4.1.16	wlsxWlanAPEntry 16
wlanAPLoc	1.3.6.1.4.1.14823.2.2.1.5.2.1.4.1.17	wlsxWlanAPEntry 17
wlanAPEXternalAntenna	1.3.6.1.4.1.14823.2.2.1.5.2.1.4.1.18	wlsxWlanAPEntry 18
wlanAPStatus	1.3.6.1.4.1.14823.2.2.1.5.2.1.4.1.19	wlsxWlanAPEntry 19
wlanAPNumBootstraps	1.3.6.1.4.1.14823.2.2.1.5.2.1.4.1.20	wlsxWlanAPEntry 20
wlanAPNumReboots	1.3.6.1.4.1.14823.2.2.1.5.2.1.4.1.21	wlsxWlanAPEntry 21
wlanAPUnprovisioned	1.3.6.1.4.1.14823.2.2.1.5.2.1.4.1.22	wlsxWlanAPEntry 22
wlanAPMonitorMode	1.3.6.1.4.1.14823.2.2.1.5.2.1.4.1.23	wlsxWlanAPEntry 23
wlanAPFQLNBuilding	1.3.6.1.4.1.14823.2.2.1.5.2.1.4.1.24	wlsxWlanAPEntry 24
wlanAPFQLNFloor	1.3.6.1.4.1.14823.2.2.1.5.2.1.4.1.25	wlsxWlanAPEntry 25
wlanAPFQLN	1.3.6.1.4.1.14823.2.2.1.5.2.1.4.1.26	wlsxWlanAPEntry 26
wlanAPFQLNCampus	1.3.6.1.4.1.14823.2.2.1.5.2.1.4.1.27	wlsxWlanAPEntry 27
wlanAPLongitude	1.3.6.1.4.1.14823.2.2.1.5.2.1.4.1.28	wlsxWlanAPEntry 28
wlanAPLatitude	1.3.6.1.4.1.14823.2.2.1.5.2.1.4.1.29	wlsxWlanAPEntry 29
wlanAPAltitude	1.3.6.1.4.1.14823.2.2.1.5.2.1.4.1.30	wlsxWlanAPEntry 30
wlanAPMeshRole	1.3.6.1.4.1.14823.2.2.1.5.2.1.4.1.31	wlsxWlanAPEntry 31

wlsxWlanAPEntry

Syntax	WlanAPEntry
Max-Access	not-accessible
Status	current
Description	Access point entry.
Index	{wlanAPMacAddress}

wlanAPMacAddress

Syntax	MacAddress
Max-Access	not-accessible
Status	current
Description	Ethernet MAC address of the access point.
History	Added in AOS-W 2.3.

wlanAPIpAddress

Syntax	IpAddress
Max-Access	read-only
Status	current
Description	IP address of the access point.
History	Added in AOS-W 2.3.

wlanAPName

Syntax	DisplayString
Max-Access	read-only
Status	current
Description	Host name of the access point.
History	Added in AOS-W 2.3. Updated in AOS-W 3.1—changed Max-Access to read-only.

wlanAPGroupName

Syntax	DisplayString
Max-Access	read-only
Status	current
Description	Group name of the access point.
History	Added in AOS-W 2.3. Updated in AOS-W 3.1—changed Max-Access to read-only.

wlanAPModel

Syntax	Object Identifier
MAX-ACCES	read-only
Status	current
Description	Sys OID of the access point.
History	Added in AOS-W 2.3.

wlanAPSerialNumber

Syntax	DisplayString(Size(0..32))
Max-Access	read-only
Status	current
Description	Serial number of the access point.
History	Added in AOS-W 2.3.

wlanAPdot11aAntennaGain

Syntax	Integer32
Max-Access	read-only
Status	current
Description	Configured antenna gain for 'A' radio.
History	Added in AOS-W 2.3.

wlanAPdot11gAntennaGain

Syntax	Integer32
Max-Access	read-only
Status	current
Description	Configured antenna gain for 'G' radio.
History	Added in AOS-W 2.3.

wlanAPNumRadios

Syntax	Integer32
Max-Access	read-only
Status	current
Description	Number of radios in the access point.
History	Added in AOS-W 2.3. Updated in AOS-W 3.2.0.0.—description.

wlanAPEnet1Mode

Syntax	ArubaEnet1Mode
Max-Access	read-only
Status	current
Description	ENET1 mode of the access point.
History	Added in AOS-W 2.3.

wlanAPIpsecMode

Syntax	ArubaEnableValue
Max-Access	read-only
Status	current
Description	IPsec mode of the access point.
History	Added in AOS-W 2.3.

wlanAPUpTime

Syntax	TimeTicks
Max-Access	read-only
Status	current
Description	Time (in hundredths of seconds) since the last time the access point boot strapped with the switch.
History	Added in AOS-W 2.3.

wlanAPModelName

Syntax	DisplayString
Max-Access	read-only
Status	current
Description	Model name of the access point.
History	Added in AOS-W 2.3.

wlanAPLocation

Syntax	DisplayString
Max-Access	read-only
Status	current
Description	Location of the access point
History	Added in AOS-W 2.3.

wlanAPBuilding

Syntax	Integer32
Max-Access	read-only
Status	current
Description	AP building number.
History	Added in AOS-W 2.3.

wlanAPFloor

Syntax	Integer32
Max-Access	read-only
Status	current
Description	AP floor number.
History	Added in AOS-W 2.3.

wlanAPLoc

Syntax	Integer32
Max-Access	read-only
Status	current
Description	AP location.
History	Added in AOS-W 2.3.

wlanAPEXternalAntenna

Syntax	ArubaAntennaSetting
Max-Access	read-only
Status	current
Description	AP antenna status.
History	Added in AOS-W 2.3.

wlanAPStatus

Syntax	ArubaAPStatus
Max-Access	read-only
Status	current
Description	AP status.
History	Added in AOS-W 2.3.

wlanAPNumBootstraps

Syntax	Integer32
Max-Access	read-only
Status	current
Description	Number of times the AP has boot strapped with the switch.
History	Added in AOS-W 2.3.

wlanAPNumReboots

Syntax	Integer32
Max-Access	read-only
Status	current
Description	Number of times the AP has rebooted.
History	Added in AOS-W 2.3.

wlanAPUnprovisioned

Syntax	ArubaUnprovisionedStatus
Max-Access	read-only
Status	current
Description	Indicates whether the AP is unprovisioned due to lack of antenna gain or location code settings.
History	Added in AOS-W 2.3.

wlanAPMonitorMode

Syntax	ArubaMonitorMode
Max-Access	read-only
Status	current
Description	Indicates whether any radio on this AP is acting as an air monitor.
History	Added in AOS-W 2.3. Updated in AOS-W 3.2.0.0.—description.

wlanAPFQLNBuilding

Syntax	DisplayString
Max-Access	read-only
Status	current
Description	The building component of the AP's FQLN.
History	Added in AOS-W 3.1.0.0.

wlanAPFQLNFloor

Syntax	DisplayString
Max-Access	read-only
Status	current
Description	The floor component of the AP's FQLN.
History	Added in AOS-W 3.1.0.0.

wlanAPFQLN

Syntax	DisplayString
Max-Access	read-only
Status	current
Description	The AP's fully qualified location name (FQLN).
History	Added in AOS-W 3.1.0.0.

wlanAPFQLNCampus

Syntax	DisplayString
Max-Access	read-only
Status	current
Description	The campus component of the AP's FQLN.
History	Added in AOS-W 3.1

wlanAPLongitude

Syntax	DisplayString
Max-Access	read-only
Status	current
Description	Longitude of the AP. signed floating-point value.
History	Added in AOS-W 3.2.0.0.

wlanAPLatitude

Syntax	DisplayString
Max-Access	read-only
Status	current
Description	Latitude of the AP. signed floating-point value.
History	Added in AOS-W 3.2.0.0.

wlanAPAltitude

Syntax	DisplayString
Max-Access	read-only
Status	current
Description	Altitude of the AP signed floating-point value.
History	Added in AOS-W 3.2.0.0.

wlanAPMeshRole

Syntax	ArubaMeshRole
Max-Access	read-only
Status	current
Description	AP mesh role.
History	Added in AOS-W 3.2.0.0.

wlsxWlanRadioTable

The objects of the wlsx WLAN Radio table provide information on the access points connected in radios that are known to the Alcatel-Lucent switch. This table is indexed by the MAC address of the AP and the type of the radio.

Table 109 *wlsxWlanRadioTable OIDs*

Object	Object ID	
wlsxWlanRadioEntry	1.3.6.1.4.1.14823.2.2.1.5.2.1.5.1	wlsxWlanRadioTable 1
wlanAPRadioNumber	1.3.6.1.4.1.14823.2.2.1.5.2.1.5.1.1	wlsxWlanRadioEntry 1
wlanAPRadioType	1.3.6.1.4.1.14823.2.2.1.5.2.1.5.1.2	wlsxWlanRadioEntry 2
wlanAPRadioChannel	1.3.6.1.4.1.14823.2.2.1.5.2.1.5.1.3	wlsxWlanRadioEntry 3
wlanAPRadioTransmitPower	1.3.6.1.4.1.14823.2.2.1.5.2.1.5.1.4	wlsxWlanRadioEntry 4
wlanAPRadioMode	1.3.6.1.4.1.14823.2.2.1.5.2.1.5.1.5	wlsxWlanRadioEntry 5
wlanAPRadioUtilization	1.3.6.1.4.1.14823.2.2.1.5.2.1.5.1.6	wlsxWlanRadioEntry 6
wlanAPRadioNumAssociatedClients	1.3.6.1.4.1.14823.2.2.1.5.2.1.5.1.7	wlsxWlanRadioEntry 7
wlanAPRadioNumMonitoredClients	1.3.6.1.4.1.14823.2.2.1.5.2.1.5.1.8	wlsxWlanRadioEntry 8
wlanAPRadioNumActiveBSSIDs	1.3.6.1.4.1.14823.2.2.1.5.2.1.5.1.9	wlsxWlanRadioEntry 9
wlanAPRadioNumMonitoredBSSIDs	1.3.6.1.4.1.14823.2.2.1.5.2.1.5.1.10	wlsxWlanRadioEntry 10
wlanAPRadioBearing	1.3.6.1.4.1.14823.2.2.1.5.2.1.5.1.11	wlsxWlanRadioEntry 11
wlanAPRadioTiltAngle	1.3.6.1.4.1.14823.2.2.1.5.2.1.5.1.12	wlsxWlanRadioEntry 12
wlanAPRadioHTMode	1.3.6.1.4.1.14823.2.2.1.5.2.1.5.1.13	wlsxWlanRadioEntry 13
wlanAPRadioHTExtChannel	1.3.6.1.4.1.14823.2.2.1.5.2.1.5.1.14	wlsxWlanRadioEntry 14
wlanAPRadioHTChannel	1.3.6.1.4.1.14823.2.2.1.5.2.1.5.1.15	wlsxWlanRadioEntry 15
wlanAPRadioAPName	1.3.6.1.4.1.14823.2.2.1.5.2.1.5.1.16	wlsxWlanRadioEntry 16

wlsxWlanRadioEntry

Syntax	WlanRadioEntry
Max-Access	not-accessible
Status	current
Description	Index {wlanAPMacAddress, wlanAPRadioNumber}
History	Added in AOS-W 2.3.

wlanAPRadioNumber

Syntax	Integer32
Max-Access	not-accessible
Status	current
Description	The number of the radio
History	Added in AOS-W 2.3. Updated in AOS-W 3.2.0.0.—description.

wlanAPRadioType

Syntax	ArubaPhyType
Max-Access	read-write
Status	current
Description	Type of the radio
History	Added in AOS-W 2.3. Updated in AOS-W 3.2.0.0.—Max-Access changed from read-only to read-write

wlanAPRadioChannel

Syntax	Integer32
Max-Access	read-only
Status	current
Description	The channel the radio is currently operating on.
History	Added in AOS-W 2.3. Updated in AOS-W OS 3.2—description.

wlanAPRadioTransmitPower

Syntax	Integer32
Max-Access	read-only
Status	current
Description	The current power level of the access point radio.
History	Added in AOS-W 2.3. Updated in AOS-W OS 3.2—description.

wlanAPRadioMode

Syntax	ArubaAccessPointMode
Max-Access	read-only
Status	current
Description	The mode in which the access point radio is operating.
History	Added in AOS-W 2.3. Updated in AOS-W OS 3.2—description.

wlanAPRadioUtilization

Syntax	Integer32
Max-Access	read-only
Status	current
Description	The utilization of the radio as a percentage of the total capacity.
History	Added in AOS-W 2.3.

wlanAPRadioNumAssociatedClients

Syntax	Integer32
Max-Access	read-only
Status	current
Description	The number of clients associated with this radio.
History	Added in AOS-W 2.3.

wlanAPRadioNumMonitoredClients

Syntax	Integer32
Max-Access	read-only
Status	current
Description	The number of clients this radio is monitoring.
History	Added in AOS-W 2.3.

wlanAPRadioNumActiveBSSIDs

Syntax	Integer32
Max-Access	read-only
Status	current
Description	The number of AP BSSIDs this radio is monitoring.
History	Added in AOS-W 2.3. Updated in AOS-W 3.2.0.0.—description.

wlanAPRadioNumMonitoredBSSIDs

Syntax	Integer32
Max-Access	read-only
Status	current
Description	The number of AP BSSIDs we are monitoring on this radio.
History	Added in AOS-W 2.3.

wlanAPRadioBearing

Syntax	DisplayString
Max-Access	read-only
Status	current
Description	Antenna bearing in degrees from true north. Unsigned floating-point value. Range: 0-360.
History	Added in AOS-W 3.2.0.0.

wlanAPRadioTiltAngle

Syntax	DisplayString
Max-Access	read-only
Status	current
Description	Tilt angle of antenna in degrees. -ve for downtilt, +ve for uptilt. Signed floating-point value. Range: -90 to +90.
History	Added in AOS-W 3.2.0.0.

wlanAPRadioHTMode

Syntax	ArubaHTMode
Max-Access	read-only
Status	current
Description	The HT mode of the radio, if any.
History	Added in AOS-W 3.3.0.0.

wlanAPRadioHTextChannel

Syntax	ArubaHTextChannel
Max-Access	read-only
Status	current
Description	Indicates the offset of the 40MHz extension channel, if any.
History	Added in AOS-W 3.3.0.0.

wlanAPRadioHTChannel

Syntax	DisplayString
Max-Access	read-write
Status	current
Description	A display string indicating the current channel. If wlanAPRadioHTextChannel is set to 'above' or 'below', then the channel number will be appended with '+' or '-' respectively.
History	Added in AOS-W 3.3.0.0.

wlanAPRadioAPName

Syntax	DisplayString
Max-Access	read-write
Status	current
Description	The name of the AP to which the AP belongs.
History	Added in AOS-W 3.4.1

wlsxWlanAPBssidTable

The objects of the wlsx WLAN Access Point BSSID table provide information about the BSSIDs that are active on the switch.

Table 110 *wlsxWlanAPBssidTable OIDs*

Object	Object ID
wlsxWlanAPBssidEntry	1.3.6.1.4.1.14823.2.2.1.5.2.1.7.1 wlsxWlanAPBssidTable 1

Table 110 *wlsxWlanAPBssidTable* OIDs (Continued)

Object	Object ID	
wlanAPBSSID	1.3.6.1.4.1.14823.2.2.1.5.2.1.7.1.1	wlsxWlanAPBssidEntry 1
wlanAPESSID	1.3.6.1.4.1.14823.2.2.1.5.2.1.7.1.2	wlsxWlanAPBssidEntry 2
wlanAPBssidSlot	1.3.6.1.4.1.14823.2.2.1.5.2.1.7.1.3	wlsxWlanAPBssidEntry 3
wlanAPBssidPort	1.3.6.1.4.1.14823.2.2.1.5.2.1.7.1.4	wlsxWlanAPBssidEntry 4
wlanAPBssidPhyType	1.3.6.1.4.1.14823.2.2.1.5.2.1.7.1.5	wlsxWlanAPBssidEntry 5
wlanAPBssidRogueType	1.3.6.1.4.1.14823.2.2.1.5.2.1.7.1.6	wlsxWlanAPBssidEntry 6
wlanAPBssidMode	1.3.6.1.4.1.14823.2.2.1.5.2.1.7.1.7	wlsxWlanAPBssidEntry 7
wlanAPBssidChannel	1.3.6.1.4.1.14823.2.2.1.5.2.1.7.1.8	wlsxWlanAPBssidEntry 8
wlanAPBssidUpTime	1.3.6.1.4.1.14823.2.2.1.5.2.1.7.1.9	wlsxWlanAPBssidEntry 9
wlanAPBssidInactiveTime	1.3.6.1.4.1.14823.2.2.1.5.2.1.7.1.10	wlsxWlanAPBssidEntry 10
wlanAPBssidLoadBalancing	1.3.6.1.4.1.14823.2.2.1.5.2.1.7.1.11	wlsxWlanAPBssidEntry 11
wlanAPBssidNumAssociatedStations	1.3.6.1.4.1.14823.2.2.1.5.2.1.7.1.12	wlsxWlanAPBssidEntry 12
wlanAPBssidAPMacAddress	1.3.6.1.4.1.14823.2.2.1.5.2.1.7.1.13	wlsxWlanAPBssidEntry 13
wlanAPBssidPhyNumber	1.3.6.1.4.1.14823.2.2.1.5.2.1.7.1.14	wlsxWlanAPBssidEntry 14

wlsxWlanAPBssidEntry

Syntax	WlanAPBssidEntry
Max-Access	not-accessible
Status	current
Description	Station management entry.
Index	{wlanAPMacAddress, wlanAPRadioNumber, wlanAPBSSID}
History	Added in AOS-W 2.3.

wlanAPBSSID

Syntax	MacAddress
Max-Access	not-accessible
Status	current
Description	The MAC address of the access point.
History	Added in AOS-W 2.3. Updated in AOS-W 3.2.0.0.—description.

wlanAPESSID

Syntax	DisplayString(Size(0..64))
Max-Access	read-only
Status	current
Description	ESSID that this BSSID is advertising.
History	Added in AOS-W 2.3. Updated in AOS-W 3.2.0.0.—description.

wlanAPBssidSlot

Syntax	Unsigned32
Max-Access	read-only
Status	current
Description	Slot to which the access point is connected.
History	Added in AOS-W 2.3.

wlanAPBssidPort

Syntax	Unsigned32
Max-Access	read-only
Status	current
Description	Port to which the access point is connected.
History	Added in AOS-W 2.3.

wlanAPBssidPhyType

Syntax	ArubaPhyType
Max-Access	read-only
Status	current
Description	Physical layer protocol support of the AP.
History	Added in AOS-W 2.3.

wlanAPBssidRogueType

Syntax	ArubaRogueApType
Max-Access	read-only
Status	current
Description	The type of the rogue.
History	Added in AOS-W 2.3.

wlanAPBssidMode

Syntax	Integer ap(1) am(2) mpp(3) mp(4)
Max-Access	read-only
Status	current
Description	Indicates whether the access point is an air monitor, a regular AP, a mesh portal, or a mesh point.
History	Added in AOS-W 2.3. Updated in AOS-W 3.2.0.0.—addition of syntax items (3), (4), update of description.

wlanAPBssidChannel

Syntax	Integer(1..165)
Max-Access	read-only
Status	current
Description	The current operating channel.
History	Added in AOS-W 2.3. Updated in AOS-W 3.2.0.0.—description.

wlanAPBssidUpTime

Syntax	TimeTicks
Max-Access	read-only
Status	current
Description	Time (in hundredths of seconds) since a tunnel is created between the access point and switch.
History	Added in AOS-W 2.3.

wlanAPBssidInactiveTime

Syntax	TimeTicks
Max-Access	read-only
Status	current
Description	Time (in hundredths of seconds) since any activity took place on the BSSID.
History	Added in AOS-W 2.3.

wlanAPBssidLoadBalancing

Syntax	TruthValue
Max-Access	read-only
Status	current
Description	Indicates whether load balancing is enabled or not.

wlanAPBssidNumAssociatedStations

Syntax	Unsigned32
Max-Access	read-only
Status	current
Description	Indicates the number of stations associated to this BSSID.
History	Added in AOS-W 2.3. Updated in AOS-W 3.2.0.0.—description.

wlanAPBssidAPMacAddress

Syntax	MacAddress
Max-Access	read-only
Status	current
Description	Indicates the access point to which this BSSID belongs.
History	Added in AOS-W 2.3.

wlanAPBssidPhyNumber

Syntax	Integer32
Max-Access	read-only
Status	current
Description	Indicates the radio number to which this BSSID belongs.
History	Added in AOS-W 2.3.

wlanAPBssidHTMode

Syntax	ArubaHTMode
Max-Access	read-only
Status	current
Description	Indicates the HT mode of this BSSID, if any.
History	Added in AOS-W 3.3.0.0.

wlanAPBssidHTextChannel

Syntax	ArubaHTextChannel
Max-Access	read-only
Status	current
Description	Indicates the offset of the 40MHz extension channel, if any.
History	Added in AOS-W 3.3.0.0.

wlanAPBssidHTChannel

Syntax	DisplayString
Max-Access	read-only
Status	current
Description	A display string indicating the current channel. If wlanAPBssidHTextChannel is set to 'above' or 'below', then the channel number will be appended with '+' or '-' respectively.
History	Added in AOS-W 3.3.0.0.

wlsxWlanESSIDTable

The objects of the wlsx WLAN ESSID table provide information of the access points to the switch.

Table 111 *wlsxWlanESSIDTableOBJECT OIDs*

Object	Object ID	
wlsxWlanESSIDEntry	1.3.6.1.4.1.14823.2.2.1.5.2.1.8.1	wlsxWlanESSIDTable 1
wlanESSID	1.3.6.1.4.1.14823.2.2.1.5.2.1.8.1.1	wlsxWlanESSIDEntry 1
wlanESSIDNumStations	1.3.6.1.4.1.14823.2.2.1.5.2.1.8.1.2	wlsxWlanESSIDEntry 2
wlanESSIDNumAccessPointsUp	1.3.6.1.4.1.14823.2.2.1.5.2.1.8.1.3	wlsxWlanESSIDEntry 3
wlanESSIDNumAccessPointsDown	1.3.6.1.4.1.14823.2.2.1.5.2.1.8.1.4	wlsxWlanESSIDEntry 4
wlanESSIDEncryptionType	1.3.6.1.4.1.14823.2.2.1.5.2.1.8.1.5	wlsxWlanESSIDEntry 5

wlsxWlanESSIDEntry

Syntax	WlanESSIDEntry
Max-Access	not-accessible
Status	current
Description	ESSID entry.
Index	{wlanESSID}
History	Added in AOS-W 2.3. Update in AOS-W 3.1 — description.

wlanESSID

Syntax	DisplayString(Size(0..64))
Max-Access	not-accessible
Status	current
Description	The ESSID being advertised.
History	Added in AOS-W 2.3. Updated in AOS-W 3.1—description.

wlanESSIDNumStations

Syntax	Unsigned32
Max-Access	read-only
Status	current
Description	The number of stations connected to this ESSID.
History	Added in AOS-W 2.3.

wlanESSIDNumAccessPointsUp

Syntax	Unsigned32
Max-Access	read-only
Status	current
Description	The number of APs currently advertising this ESSID.
History	Added in AOS-W 2.3. Updated in AOS-W 3.1—description.

wlanESSIDNumAccessPointsDown

Syntax	Unsigned32
Max-Access	read-only
Status	current
Description	The number of APs configured to advertise this ESSID that are not currently operational.
History	Added in AOS-W 2.3. Updated in AOS-W 3.1—description.

wlanESSIDEncryptionType

Syntax	ArubaEncryptionMethods
Max-Access	read-only
Status	current
Description	The encryption methods supported on this ESSID.
History	Added in AOS-W 2.3. Updated in AOS-W 3.1—description.

wlsxWlanESSIDVLANPoolTable

The objects of the WLAN ESSID VLAN Pool table list all the access points that are connected to this switch

Table 112 *wlsxWlanESSIDVLANPoolTable OIDs*

Object	Object ID	
wlsxWlanESSIDVLANPoolEntry	1.3.6.1.4.1.14823.2.2.1.5.2.1.9.1	wlsxWlanESSIDVLANPoolTable 1
wlanESSIDVLANId	1.3.6.1.4.1.14823.2.2.1.5.2.1.9.1.1	wlsxWlanESSIDVLANPoolEntry 1
wlanESSIDVLANPoolStatus	1.3.6.1.4.1.14823.2.2.1.5.2.1.9.1.2	wlsxWlanESSIDVLANPoolEntry 2

wlsxWlanESSIDVLANPoolEntry

Syntax	WlanESSIDVLANPoolEntry
Max-Access	not-accessible
Status	current
Description	Station management entry.
History	Added in AOS-W 2.3.

wlanESSIDVLANId

Syntax	Unsigned32
Max-Access	not-accessible
Status	current
Description	VLAN which is part of the VLAN pool for this ESSID.
History	Added in AOS-W 2.3.

wlanESSIDVLANPoolStatus

Syntax	Row Status
Max-Access	read-create
Status	current
Description	Row status object used to indicate the status of the row.
History	Added in AOS-W 2.3.

wlsxWlanStationTable

The objects of the wlsx WLAN Station table contain the station information associated with the access points.

Table 113 *wlsxWlanStationTable OIDs*

Object	Object ID	
wlsxWlanStationEntry	1.3.6.1.4.1.14823.2.2.1.5.2.2.1.1	wlsxWlanStationTable 1
wlanStaPhyAddress	1.3.6.1.4.1.14823.2.2.1.5.2.2.1.1.1	wlsxWlanStationEntry 1
wlanStaApBssid	1.3.6.1.4.1.14823.2.2.1.5.2.2.1.1.2	wlsxWlanStationEntry 2
wlanStaPhyType	1.3.6.1.4.1.14823.2.2.1.5.2.2.1.1.3	wlsxWlanStationEntry 3
wlanStaIsAuthenticated	1.3.6.1.4.1.14823.2.2.1.5.2.2.1.1.4	wlsxWlanStationEntry 4
wlanStaIsAssociated	1.3.6.1.4.1.14823.2.2.1.5.2.2.1.1.5	wlsxWlanStationEntry 5
wlanStaChannel	1.3.6.1.4.1.14823.2.2.1.5.2.2.1.1.6	wlsxWlanStationEntry 6
wlanStaVLANId	1.3.6.1.4.1.14823.2.2.1.5.2.2.1.1.7	wlsxWlanStationEntry 7
wlanStaVOIPState	1.3.6.1.4.1.14823.2.2.1.5.2.2.1.1.8	wlsxWlanStationEntry 8
wlanStaVOIPProtocol	1.3.6.1.4.1.14823.2.2.1.5.2.2.1.1.9	wlsxWlanStationEntry 9
wlanStaTransmitRate	1.3.6.1.4.1.14823.2.2.1.5.2.2.1.1.10	wlsxWlanStationEntry 10
wlanStaAssociationID	1.3.6.1.4.1.14823.2.2.1.5.2.2.1.1.11	wlsxWlanStationEntry 11
wlanStaAccessPointESSID	1.3.6.1.4.1.14823.2.2.1.5.2.2.1.1.12	wlsxWlanStationEntry 12
wlanStaPhyNumber	1.3.6.1.4.1.14823.2.2.1.5.2.2.1.1.13	wlsxWlanStationEntry 13
wlanStaRSSI	1.3.6.1.4.1.14823.2.2.1.5.2.2.1.1.14	wlsxWlanStationEntry 14
wlanStaUpTime	1.3.6.1.4.1.14823.2.2.1.5.2.2.1.1.15	wlsxWlanStationEntry 15

wlsxWlanStationEntry

Syntax	WlanStationEntry
Max-Access	not-accessible
Status	current
Description	Station entry.
Index	{wlanStaPhyAddress}
History	Added in AOS-W 2.3.

wlanStaPhyAddress

Syntax	MacAddress
Max-Access	not-accessible
Status	current
Description	The physical address of the station.
History	Added in AOS-W 2.3.

wlanStaApBssid

Syntax	MacAddress
Max-Access	not-accessible
Status	current
Description	The access point with which this station was last associated.
History	Added in AOS-W 2.3.

wlanStaPhyType

Syntax	ArubaPhyType
Max-Access	read-only
Status	current
Description	Type of the station.
History	Added in AOS-W 2.3.

wlanStalsAuthenticated

Syntax	TruthValue
Max-Access	read-only
Status	current
Description	Indicates whether the station is authenticated.
History	Added in AOS-W 2.3. Updated in AOS-W 3.1—description.

wlanStalsAssociated

Syntax	TruthValue
Max-Access	read-only
Status	current
Description	Indicates whether the station is associated.
History	Added in AOS-W 2.3. Updated in AOS-W 3.1—description.

wlanStaChannel

Syntax	Integer(1..165)
Max-Access	read-only
Status	current
Description	Channel on which the station is associated.
History	Added in AOS-W 2.3.

wlanStaVLANId

Syntax	ArubaVLANValidRange
Max-Access	read-only
Status	current
Description	VLAN in which the station is present.
History	Added in AOS-W 2.3.

wlanStaVOIPState

Syntax	ArubaEnableValue
Max-Access	read-only
Status	current
Description	The state of VOIP for this station.
History	Added in AOS-W 2.3.

wlanStaVOIPProtocol

Syntax	ArubaVoipProtocolType
Max-Access	read-only
Status	current
Description	If VoIP is enabled, the type of the protocol supported.
History	Added in AOS-W 2.3.

wlanStaTransmitRate

Syntax	Unsigned32
Max-Access	read-only
Status	current
Description	AID with which the station is associated with this system.
History	Added in AOS-W 2.3.

wlanStaAssociationID

Syntax	Unsigned32
Max-Access	read-only
Status	current
Description	AID with which the station is associated with this system.
History	Added in AOS-W 2.3.

wlanStaAccessPointESSID

Syntax	DisplayString(Size(0..64))
Max-Access	read-only
Status	current
Description	ESSID of the access point.
History	Added in AOS-W 2.3.

wlanStaPhyNumber

Syntax	Integer32
Max-Access	read-only
Status	current
Description	Radio PHY number to which the station is associated.
History	Added in AOS-W 2.3.

wlanStaRSSI

Syntax	Integer32
Max-Access	read-only
Status	current
Description	Signal-to-noise ratio for the station.
History	Added in AOS-W 2.3.

wlanStaUpTime

Syntax	TimeTicks
Max-Access	read-only
Status	current
Description	Time since the station associated to the current BSSID.
History	Added in AOS-W 2.3.

wlanStaHTMode

Syntax	ArubaHTMode
Max-Access	read-only
Status	current
Description	The HT status of the station.
History	Added in AOS-W 3.3.0.0

wlsxWlanAPStatsTable

The objects of the wlsx WLAN Access Point Statistics table provide information about access points.

Table 114 *wlsxWlanAPStatsTable OIDs*

Object	Object ID	
wlsxWlanAPStatsEntry	1.3.6.1.4.1.14823.2.2.1.5.3.1.1.1	wlsxWlanAPStatsTable
wlanAPCurrentChannel	1.3.6.1.4.1.14823.2.2.1.5.3.1.1.1.1	wlsxWlanAPStatsEntry 1
wlanAPNumClients	1.3.6.1.4.1.14823.2.2.1.5.3.1.1.1.2	wlsxWlanAPStatsEntry 2
wlanAPTxBkts	1.3.6.1.4.1.14823.2.2.1.5.3.1.1.1.3	wlsxWlanAPStatsEntry 3
wlanAPTxBkts	1.3.6.1.4.1.14823.2.2.1.5.3.1.1.1.4	wlsxWlanAPStatsEntry 4
wlanAPRxBkts	1.3.6.1.4.1.14823.2.2.1.5.3.1.1.1.5	wlsxWlanAPStatsEntry 5
wlanAPRxBkts	1.3.6.1.4.1.14823.2.2.1.5.3.1.1.1.6	wlsxWlanAPStatsEntry 6
wlanAPTxDAuthentications	1.3.6.1.4.1.14823.2.2.1.5.3.1.1.1.7	wlsxWlanAPStatsEntry 7
wlanAPRxDAuthentications	1.3.6.1.4.1.14823.2.2.1.5.3.1.1.1.8	wlsxWlanAPStatsEntry 8
wlanAPChannelThroughput	1.3.6.1.4.1.14823.2.2.1.5.3.1.1.1.9	wlsxWlanAPStatsEntry 9
wlanAPFrameRetryRate	1.3.6.1.4.1.14823.2.2.1.5.3.1.1.1.10	wlsxWlanAPStatsEntry 10
wlanAPFrameLowSpeedRate	1.3.6.1.4.1.14823.2.2.1.5.3.1.1.1.11	wlsxWlanAPStatsEntry 11
wlanAPFrameNonUnicastRate	1.3.6.1.4.1.14823.2.2.1.5.3.1.1.1.12	wlsxWlanAPStatsEntry 12
wlanAPFrameFragmentationRate	1.3.6.1.4.1.14823.2.2.1.5.3.1.1.1.13	wlsxWlanAPStatsEntry 13
wlanAPFrameBandwidthRate	1.3.6.1.4.1.14823.2.2.1.5.3.1.1.1.14	wlsxWlanAPStatsEntry 14
wlanAPFrameRetryErrorRate	1.3.6.1.4.1.14823.2.2.1.5.3.1.1.1.15	wlsxWlanAPStatsEntry 15
wlanAPChannelErrorRate	1.3.6.1.4.1.14823.2.2.1.5.3.1.1.1.16	wlsxWlanAPStatsEntry 16
wlanAPFrameReceiveErrorRate	1.3.6.1.4.1.14823.2.2.1.5.3.1.1.1.17	wlsxWlanAPStatsEntry 17
wlsxWlanTotalNumAccessPoints	1.3.6.1.4.1.14823.2.2.1.5.3.1.1.1.18	wlsxWlanAPStatsEntry 18
ywlsxWlanTotalNumStationsAssociated	1.3.6.1.4.1.14823.2.2.1.5.3.1.1.1.19	wlsxWlanAPStatsEntry 19
wlsxWlanAPGroupEntry	1.3.6.1.4.1.14823.2.2.1.5.3.1.1.1.20	wlsxWlanAPStatsEntry 20
wlanAPGroup	1.3.6.1.4.1.14823.2.2.1.5.3.1.1.1.21	wlsxWlanAPStatsEntry 21
wlanAPNumAps	1.3.6.1.4.1.14823.2.2.1.5.3.1.1.1.22	wlsxWlanAPStatsEntry 22
wlsxWlanAPEntry	1.3.6.1.4.1.14823.2.2.1.5.3.1.1.1.23	wlsxWlanAPStatsEntry 23
wlanAPMacAddress	1.3.6.1.4.1.14823.2.2.1.5.3.1.1.1.24	wlsxWlanAPStatsEntry 24

Table 114 *wlsxWlanAPStatsTable OIDs (Continued)*

Object	Object ID	
wlanAPIpAddress	1.3.6.1.4.1.14823.2.2.1.5.3.1.1.1.25	wlsxWlanAPStatsEntry 25

wlsxWlanAPStatsEntry

Syntax	WlanAPStatsEntry
Max-Access	not-accessible
Status	current
Description	Access point stats entry.
Index	{wlanAPMacAddress, wlanAPRadioNumber, wlanAPBSSID}
History	Added in AOS-W 2.3.

wlanAPCurrentChannel

Syntax	Unsigned32
Max-Access	read-only
Status	current
Description	The channel the AP is currently using.
History	Added in AOS-W 2.3. Updated in AOS-W 3.1—description.

wlanAPNumClients

Syntax	Integer32
Max-Access	read-only
Status	current
Description	The number of clients associated to this BSSID.
History	Added in AOS-W 2.3. Updated in AOS-W 3.1—description.

wlanAPTxBkts

Syntax	Counter32
Max-Access	read-only
Status	current
Description	The number of packets transmitted on this BSSID.
History	Added in AOS-W 2.3. Updated in AOS-W 3.1—description.

wlanAPTxBYtes

Syntax	Counter32
Max-Access	read-only
Status	current
Description	The number of bytes transmitted on this BSSID.
History	Added in AOS-W 2.3. Updated in AOS-W 3.1—description.

wlanAPRxBkts

Syntax	Counter32
Max-Access	read-only
Status	current
Description	The number of packets received on this BSSID.
History	Added in AOS-W 2.3. Updated in AOS-W 3.1—description.

wlanAPRxBYtes

Syntax	Counter32
Max-Access	read-only
Status	current
Description	The number of bytes received on this BSSID.
History	Added in AOS-W 2.3.

wlanAPTxDauthenticationS

Syntax	Counter32
Max-Access	read-only
Status	current
Description	The number of deauthentications transmitted on this BSSID.
History	Added in AOS-W 2.3. Updated in AOS-W 3.1—description.

wlanAPRxDeauthentications

Syntax	Counter32
Max-Access	read-only
Status	current
Description	The number of deauthentications received on this BSSID.
History	Added in AOS-W 2.3. Updated in AOS-W 3.1—description.

wlanAPChannelThroughput

Syntax	Integer32
Max-Access	read-only
Status	current
Description	The throughput achieved on this channel.
History	Added in AOS-W 2.3. Updated in AOS-W 3.1—description.

wlanAPFrameRetryRate

Syntax	Integer32
Max-Access	read-only
Status	current
Description	The number of retry packets as a percentage of the total packets transmitted and received by this BSSID.
History	Added in AOS-W 2.3. Updated in AOS-W 3.1—description.

wlanAPFrameLowSpeedRate

Syntax	Integer32
Max-Access	read-only
Status	current
Description	The number of low data rate (<= 18 Mbps for A/G bands and <=2 Mbps for B band) packets as a percentage of the total packets transmitted and received by this BSSID.
History	Added in AOS-W 2.3. Updated in AOS-W 3.1—description.

wlanAPFrameNonUnicastRate

Syntax	Integer32
Max-Access	read-only
Status	current
Description	The number of broadcast and multicast packets as a percentage of the total packets transmitted on this BSSIDchannel.
History	Added in AOS-W 2.3. Updated in AOS-W 3.1—description.

wlanAPFrameFragmentationRate

Syntax	Integer32
Max-Access	read-only
Status	current
Description	The number of fragments as a percentage of the total packets transmitted by this BSSID.
History	Added in AOS-W 2.3. Updated in AOS-W 3.1—description.

wlanAPFrameBandwidthRate

Syntax	Integer32
Max-Access	read-only
Status	current
Description	The bandwidth of this BSSID in Kbps.
History	Added in AOS-W 2.3. Updated in AOS-W 3.1—description.

wlanAPFrameRetryErrorRate

Syntax	Integer32
Max-Access	read-only
Status	current
Description	The number of error packets as a percentage of the total packets received on this BSSID.
History	Added in AOS-W 2.3. Updated in AOS-W 3.1—description.

wlanAPChannelErrorRate

Syntax	Integer32
Max-Access	read-only
Status	current
Description	The number of error packets as a percentage of the total packets received on the current channel.
History	Added in AOS-W 2.3. Updated in AOS-W 3.1—description.

wlanAPFrameReceiveErrorRate

Syntax	Integer32
Max-Access	read-only
Status	current
Description	The number of error packets as a percentage of the total packets received on this BSSID.
History	Added in AOS-W 2.5.

wlanAPRxDataPkts

Syntax	Counter32
Max-Access	read-only
Status	deprecated
Description	The number of packets received on this BSSID.
History	Added in AOS-W 2.5. Deprecated in AOS-W 3.2.0.0.

wlanAPRxDataBytes

Syntax	Counter32
Max-Access	read-only
Status	deprecated
Description	The number of bytes received on this BSSID.
History	Added in AOS-W 2.5. Deprecated in AOS-W 3.2.0.0.

wlanAPTxDatapKts

Syntax	Counter32
Max-Access	read-only
Status	deprecated
Description	The number of packets transmitted on this BSSID.
History	Added in AOS-W 2.5. Deprecated in AOS-W 3.2.0.0.

wlanAPTxDatBytes

Syntax	Counter32
Max-Access	read-only
Status	deprecated
Description	The number of bytes transmitted on this BSSID.
History	Added in AOS-W 2.5. Deprecated in AOS-W 3.2.0.0.

wlanAPRxDataPkts64

Syntax	Counter64
Max-Access	read-only
Status	current
Description	The number of packets received on this BSSID.
History	Added in AOS-W 3.2.0.0.

wlanAPRxDataBytes64

Syntax	Counter64
Max-Access	read-only
Status	current
Description	The number of bytes received on this BSSID.
History	Added in AOS-W 3.2.0.0.

wlanAPTxDatapKts64

Syntax	Counter64
Max-Access	read-only
Status	current
Description	The number of packets transmitted on this BSSID.
History	Added in AOS-W 3.2.0.0.

wlanAPTxDatBytes64

Syntax	Counter64
Max-Access	read-only
Status	current
Description	The number of bytes transmitted on this BSSID.
History	Added in AOS-W 3.2.0.0.

wlsxWlanAPRateStatsTable

The objects of the wlsx WLAN Access Point Rate Statistics table provide information on the access point packet and byte counts, which are grouped by data rates.

Table 115 *wlsxWlanAPRateStatsTable OIDs*

Object	Object ID	
wlsxWlanAPRateStatsEntry	1.3.6.1.4.1.14823.2.2.1.5.3.1.2.1	wlsxWlanAPRateStatsTable 1
wlanAPStatsTotPktsAt1Mbps	1.3.6.1.4.1.14823.2.2.1.5.3.1.2.1.1	wlsxWlanAPRateStatsEntry 1
wlanAPStatsTotBytesAt1Mbps	1.3.6.1.4.1.14823.2.2.1.5.3.1.2.1.2	wlsxWlanAPRateStatsEntry 2
wlanAPStatsTotPktsAt2Mbps	1.3.6.1.4.1.14823.2.2.1.5.3.1.2.1.3	wlsxWlanAPRateStatsEntry 3
wlanAPStatsTotBytesAt2Mbps	1.3.6.1.4.1.14823.2.2.1.5.3.1.2.1.4	wlsxWlanAPRateStatsEntry 4
wlanAPStatsTotPktsAt5Mbps	1.3.6.1.4.1.14823.2.2.1.5.3.1.2.1.5	wlsxWlanAPRateStatsEntry 5
wlanAPStatsTotBytesAt5Mbps	1.3.6.1.4.1.14823.2.2.1.5.3.1.2.1.6	wlsxWlanAPRateStatsEntry 6
wlanAPStatsTotPktsAt11Mbps	1.3.6.1.4.1.14823.2.2.1.5.3.1.2.1.7	wlsxWlanAPRateStatsEntry 7
wlanAPStatsTotBytesAt11Mbps	1.3.6.1.4.1.14823.2.2.1.5.3.1.2.1.8	wlsxWlanAPRateStatsEntry 8
wlanAPStatsTotPktsAt6Mbps	1.3.6.1.4.1.14823.2.2.1.5.3.1.2.1.9	wlsxWlanAPRateStatsEntry 9
wlanAPStatsTotBytesAt6Mbps	1.3.6.1.4.1.14823.2.2.1.5.3.1.2.1.10	wlsxWlanAPRateStatsEntry 10
wlanAPStatsTotPktsAt12Mbps	1.3.6.1.4.1.14823.2.2.1.5.3.1.2.1.11	wlsxWlanAPRateStatsEntry 11
wlanAPStatsTotBytesAt12Mbps	1.3.6.1.4.1.14823.2.2.1.5.3.1.2.1.12	wlsxWlanAPRateStatsEntry 12
wlanAPStatsTotPktsAt18Mbps	1.3.6.1.4.1.14823.2.2.1.5.3.1.2.1.13	wlsxWlanAPRateStatsEntry 13
wlanAPStatsTotBytesAt18Mbps	1.3.6.1.4.1.14823.2.2.1.5.3.1.2.1.14	wlsxWlanAPRateStatsEntry 14
wlanAPStatsTotPktsAt24Mbps	1.3.6.1.4.1.14823.2.2.1.5.3.1.2.1.'5	wlsxWlanAPRateStatsEntry 15
wlanAPStatsTotBytesAt24Mbps	1.3.6.1.4.1.14823.2.2.1.5.3.1.2.1.16	wlsxWlanAPRateStatsEntry 16
wlanAPStatsTotPktsAt36Mbps	1.3.6.1.4.1.14823.2.2.1.5.3.1.2.1.17	wlsxWlanAPRateStatsEntry 17
wlanAPStatsTotBytesAt36Mbps	1.3.6.1.4.1.14823.2.2.1.5.3.1.2.1.18	wlsxWlanAPRateStatsEntry 18
wlanAPStatsTotPktsAt48Mbps	1.3.6.1.4.1.14823.2.2.1.5.3.1.2.1.19	wlsxWlanAPRateStatsEntry 19
wlanAPStatsTotBytesAt48Mbps	1.3.6.1.4.1.14823.2.2.1.5.3.1.2.1.20	wlsxWlanAPRateStatsEntry 20
wlanAPStatsTotPktsAt54Mbps	1.3.6.1.4.1.14823.2.2.1.5.3.1.2.1.21	wlsxWlanAPRateStatsEntry 21
wlanAPStatsTotBytesAt54Mbps	1.3.6.1.4.1.14823.2.2.1.5.3.1.2.1.22	wlsxWlanAPRateStatsEntry 22
wlanAPStatsTotPktsAt9Mbps	1.3.6.1.4.1.14823.2.2.1.5.3.1.2.1.23	wlsxWlanAPRateStatsEntry 23

Table 115 *wlsxWlanAPRateStatsTable* OIDs (Continued)

Object	Object ID	
wlanAPStatsTotBytesAt9Mbps	1.3.6.1.4.1.14823.2.2.1.5.3.1.2.1.24	wlsxWlanAPRateStatsEntry 24
wlanAPStatsTotPktsAtHT6dot5Mbps	1.3.6.1.4.1.14823.2.2.1.5.3.1.2.1.25	wlsxWlanAPRateStatsEntry 25
wlanAPStatsTotBytesAtHT6dot5Mbps	1.3.6.1.4.1.14823.2.2.1.5.3.1.2.1.26	wlsxWlanAPRateStatsEntry 26
wlanAPStatsTotPktsAtHT13Mbps	1.3.6.1.4.1.14823.2.2.1.5.3.1.2.1.27	wlsxWlanAPRateStatsEntry 27
wlanAPStatsTotBytesAtHT13Mbps	1.3.6.1.4.1.14823.2.2.1.5.3.1.2.1.28	wlsxWlanAPRateStatsEntry 28
wlanAPStatsTotPktsAtHT13dot5Mbps	1.3.6.1.4.1.14823.2.2.1.5.3.1.2.1.29	wlsxWlanAPRateStatsEntry 29
wlanAPStatsTotBytesAtHT13dot5Mbps	1.3.6.1.4.1.14823.2.2.1.5.3.1.2.1.30	wlsxWlanAPRateStatsEntry 30
wlanAPStatsTotPktsAtHT15Mbps	1.3.6.1.4.1.14823.2.2.1.5.3.1.2.1.31	wlsxWlanAPRateStatsEntry 31
wlanAPStatsTotBytesAtHT15Mbps	1.3.6.1.4.1.14823.2.2.1.5.3.1.2.1.32	wlsxWlanAPRateStatsEntry 32
wlanAPStatsTotPktsAtHT19dot5Mbps	1.3.6.1.4.1.14823.2.2.1.5.3.1.2.1.33	wlsxWlanAPRateStatsEntry 33
wlanAPStatsTotBytesAtHT19dot5Mbps	1.3.6.1.4.1.14823.2.2.1.5.3.1.2.1.34	wlsxWlanAPRateStatsEntry 34
wlanAPStatsTotPktsAtHT26Mbps	1.3.6.1.4.1.14823.2.2.1.5.3.1.2.1.35	wlsxWlanAPRateStatsEntry 35
wlanAPStatsTotBytesAtHT26Mbps	1.3.6.1.4.1.14823.2.2.1.5.3.1.2.1.36	wlsxWlanAPRateStatsEntry 36
wlanAPStatsTotPktsAtHT27Mbps	1.3.6.1.4.1.14823.2.2.1.5.3.1.2.1.37	wlsxWlanAPRateStatsEntry 37
wlanAPStatsTotBytesAtHT27Mbps	1.3.6.1.4.1.14823.2.2.1.5.3.1.2.1.38	wlsxWlanAPRateStatsEntry 38
wlanAPStatsTotPktsAtHT30Mbps	1.3.6.1.4.1.14823.2.2.1.5.3.1.2.1.39	wlsxWlanAPRateStatsEntry 39
wlanAPStatsTotBytesAtHT30Mbps	1.3.6.1.4.1.14823.2.2.1.5.3.1.2.1.40	wlsxWlanAPRateStatsEntry 40
wlanAPStatsTotPktsAtHT39Mbps	1.3.6.1.4.1.14823.2.2.1.5.3.1.2.1.41	wlsxWlanAPRateStatsEntry 41
wlanAPStatsTotBytesAtHT39Mbps	1.3.6.1.4.1.14823.2.2.1.5.3.1.2.1.42	wlsxWlanAPRateStatsEntry 42
wlanAPStatsTotPktsAtHT40dot5Mbps	1.3.6.1.4.1.14823.2.2.1.5.3.1.2.1.43	wlsxWlanAPRateStatsEntry 43
wlanAPStatsTotBytesAtHT40dot5Mbps	1.3.6.1.4.1.14823.2.2.1.5.3.1.2.1.44	wlsxWlanAPRateStatsEntry 44
wlanAPStatsTotPktsAtHT45Mbps	1.3.6.1.4.1.14823.2.2.1.5.3.1.2.1.45	wlsxWlanAPRateStatsEntry 45
wlanAPStatsTotBytesAtHT45Mbps	1.3.6.1.4.1.14823.2.2.1.5.3.1.2.1.46	wlsxWlanAPRateStatsEntry 46
wlanAPStatsTotPktsAtHT52Mbps	1.3.6.1.4.1.14823.2.2.1.5.3.1.2.1.47	wlsxWlanAPRateStatsEntry 47
wlanAPStatsTotBytesAtHT52Mbps	1.3.6.1.4.1.14823.2.2.1.5.3.1.2.1.48	wlsxWlanAPRateStatsEntry 48
wlanAPStatsTotPktsAtHT54Mbps	1.3.6.1.4.1.14823.2.2.1.5.3.1.2.1.49	wlsxWlanAPRateStatsEntry 49
wlanAPStatsTotBytesAtHT54Mbps	1.3.6.1.4.1.14823.2.2.1.5.3.1.2.1.50	wlsxWlanAPRateStatsEntry 50
wlanAPStatsTotPktsAtHT58dot5Mbps	1.3.6.1.4.1.14823.2.2.1.5.3.1.2.1.51	wlsxWlanAPRateStatsEntry 51
wlanAPStatsTotBytesAtHT58dot5Mbps	1.3.6.1.4.1.14823.2.2.1.5.3.1.2.1.52	wlsxWlanAPRateStatsEntry 52
wlanAPStatsTotPktsAtHT60Mbps	1.3.6.1.4.1.14823.2.2.1.5.3.1.2.1.53	wlsxWlanAPRateStatsEntry 53
wlanAPStatsTotBytesAtHT60Mbps	1.3.6.1.4.1.14823.2.2.1.5.3.1.2.1.54	wlsxWlanAPRateStatsEntry 54
wlanAPStatsTotPktsAtHT65Mbps	1.3.6.1.4.1.14823.2.2.1.5.3.1.2.1.55	wlsxWlanAPRateStatsEntry 55
wlanAPStatsTotBytesAtHT65Mbps	1.3.6.1.4.1.14823.2.2.1.5.3.1.2.1.56	wlsxWlanAPRateStatsEntry 56
wlanAPStatsTotPktsAtHT78Mbps	1.3.6.1.4.1.14823.2.2.1.5.3.1.2.1.57	wlsxWlanAPRateStatsEntry 57

Table 115 *wlsxWlanAPRateStatsTable* OIDs (Continued)

Object	Object ID	
wlanAPStatsTotBytesAtHT78Mbps	1.3.6.1.4.1.14823.2.2.1.5.3.1.2.1.58	wlsxWlanAPRateStatsEntry 58
wlanAPStatsTotPktsAtHT81Mbps	1.3.6.1.4.1.14823.2.2.1.5.3.1.2.1.59	wlsxWlanAPRateStatsEntry 59
wlanAPStatsTotBytesAtHT81Mbps	1.3.6.1.4.1.14823.2.2.1.5.3.1.2.1.60	wlsxWlanAPRateStatsEntry 60
wlanAPStatsTotPktsAtHT90Mbps	1.3.6.1.4.1.14823.2.2.1.5.3.1.2.1.61	wlsxWlanAPRateStatsEntry 61
wlanAPStatsTotBytesAtHT90Mbps	1.3.6.1.4.1.14823.2.2.1.5.3.1.2.1.62	wlsxWlanAPRateStatsEntry 62
wlanAPStatsTotPktsAtHT104Mbps	1.3.6.1.4.1.14823.2.2.1.5.3.1.2.1.63	wlsxWlanAPRateStatsEntry 63
wlanAPStatsTotBytesAtHT104Mbps	1.3.6.1.4.1.14823.2.2.1.5.3.1.2.1.64	wlsxWlanAPRateStatsEntry 64
wlanAPStatsTotPktsAtHT108Mbps	1.3.6.1.4.1.14823.2.2.1.5.3.1.2.1.65	wlsxWlanAPRateStatsEntry 65
wlanAPStatsTotBytesAtHT108Mbps	1.3.6.1.4.1.14823.2.2.1.5.3.1.2.1.66	wlsxWlanAPRateStatsEntry 66
wlanAPStatsTotPktsAtHT117Mbps	1.3.6.1.4.1.14823.2.2.1.5.3.1.2.1.67	wlsxWlanAPRateStatsEntry 67
wlanAPStatsTotBytesAtHT117Mbps	1.3.6.1.4.1.14823.2.2.1.5.3.1.2.1.68	wlsxWlanAPRateStatsEntry 68
wlanAPStatsTotPktsAtHT120Mbps	1.3.6.1.4.1.14823.2.2.1.5.3.1.2.1.69	wlsxWlanAPRateStatsEntry 69
wlanAPStatsTotBytesAtHT120Mbps	1.3.6.1.4.1.14823.2.2.1.5.3.1.2.1.70	wlsxWlanAPRateStatsEntry 70
wlanAPStatsTotPktsAtHT121dot5Mbps	1.3.6.1.4.1.14823.2.2.1.5.3.1.2.1.71	wlsxWlanAPRateStatsEntry 71
wlanAPStatsTotBytesAtHT121dot5Mbps	1.3.6.1.4.1.14823.2.2.1.5.3.1.2.1.72	wlsxWlanAPRateStatsEntry 72
wlanAPStatsTotPktsAtHT130Mbps	1.3.6.1.4.1.14823.2.2.1.5.3.1.2.1.73	wlsxWlanAPRateStatsEntry 73
wlanAPStatsTotBytesAtHT130Mbps	1.3.6.1.4.1.14823.2.2.1.5.3.1.2.1.74	wlsxWlanAPRateStatsEntry 74
wlanAPStatsTotPktsAtHT135Mbps	1.3.6.1.4.1.14823.2.2.1.5.3.1.2.1.75	wlsxWlanAPRateStatsEntry 75
wlanAPStatsTotBytesAtHT135Mbps	1.3.6.1.4.1.14823.2.2.1.5.3.1.2.1.76	wlsxWlanAPRateStatsEntry 76
wlanAPStatsTotPktsAtHT150Mbps	1.3.6.1.4.1.14823.2.2.1.5.3.1.2.1.77	wlsxWlanAPRateStatsEntry 77
wlanAPStatsTotBytesAtHT150Mbps	1.3.6.1.4.1.14823.2.2.1.5.3.1.2.1.78	wlsxWlanAPRateStatsEntry 78
wlanAPStatsTotPktsAtHT162Mbps	1.3.6.1.4.1.14823.2.2.1.5.3.1.2.1.79	wlsxWlanAPRateStatsEntry 79
wlanAPStatsTotBytesAtHT162Mbps	1.3.6.1.4.1.14823.2.2.1.5.3.1.2.1.80	wlsxWlanAPRateStatsEntry 80
wlanAPStatsTotPktsAtHT180Mbps	1.3.6.1.4.1.14823.2.2.1.5.3.1.2.1.81	wlsxWlanAPRateStatsEntry 81
wlanAPStatsTotBytesAtHT180Mbps	1.3.6.1.4.1.14823.2.2.1.5.3.1.2.1.82	wlsxWlanAPRateStatsEntry 82
wlanAPStatsTotPktsAtHT216Mbps	1.3.6.1.4.1.14823.2.2.1.5.3.1.2.1.83	wlsxWlanAPRateStatsEntry 83
lwlanAPStatsTotBytesAtHT216Mbps	1.3.6.1.4.1.14823.2.2.1.5.3.1.2.1.84	wlsxWlanAPRateStatsEntry 84
wlanAPStatsTotPktsAtHT240Mbps	1.3.6.1.4.1.14823.2.2.1.5.3.1.2.1.85	wlsxWlanAPRateStatsEntry 85
wlanAPStatsTotBytesAtHT240Mbps	1.3.6.1.4.1.14823.2.2.1.5.3.1.2.1.86	wlsxWlanAPRateStatsEntry 86
wlanAPStatsTotPktsAtHT243Mbps	1.3.6.1.4.1.14823.2.2.1.5.3.1.2.1.87	wlsxWlanAPRateStatsEntry 87
wlanAPStatsTotBytesAtHT243Mbps	1.3.6.1.4.1.14823.2.2.1.5.3.1.2.1.88	wlsxWlanAPRateStatsEntry 88
wlanAPStatsTotPktsAtHT270Mbps	1.3.6.1.4.1.14823.2.2.1.5.3.1.2.1.89	wlsxWlanAPRateStatsEntry 89
wlanAPStatsTotBytesAtHT270Mbps	1.3.6.1.4.1.14823.2.2.1.5.3.1.2.1.90	wlsxWlanAPRateStatsEntry 90
wlanAPStatsTotPktsAtHT300Mbps	1.3.6.1.4.1.14823.2.2.1.5.3.1.2.1.91	wlsxWlanAPRateStatsEntry 91

Table 115 *wlsxWlanAPRateStatsTable* OIDs (Continued)

Object	Object ID	
wlanAPStatsTotBytesAtHT300Mbps	1.3.6.1.4.1.14823.2.2.1.5.3.1.2.1.92	wlsxWlanAPRateStatsEntry 92

wlsxWlanAPRateStatsEntry

Syntax	wlsxWlanAPRateStatsEntry
Max-Access	not-accessible
Status	current
Description	User entry.
Index	{wlanAPMacAddress, wlanAPRadioNumber, wlanAPBSSID}
History	Added in AOS-W 2.3.

wlanAPStatsTotPktsAt1Mbps

Syntax	Counter32
Max-Access	read-only
Status	current
Description	The total number of packets observed on this BSSID at 1Mbps rate.
History	Added in AOS-W 2.3.

wlanAPStatsTotBytesAt1Mbps

Syntax	Counter32
Max-Access	read-only
Status	current
Description	The total number of bytes observed on this BSSID at 1 Mbps rate.
History	Added in AOS-W 2.3.

wlanAPStatsTotPktsAt2Mbps

Syntax	Counter32
Max-Access	read-only
Status	current
Description	The total number of packets observed on this BSSID at 2 Mbps rate.
History	Added in AOS-W 2.3.

wlanAPStatsTotBytesAt2Mbps

Syntax	Counter32
Max-Access	read-only
Status	current
Description	The total number of bytes observed on this BSSID at 2 Mbps rate.
History	Added in AOS-W 2.3.

wlanAPStatsTotPktsAt5Mbps

Syntax	Counter32
Max-Access	read-only
Status	current
Description	The total number of packets observed on this BSSID at 5 Mbps rate.
History	Added in AOS-W 2.3.

wlanAPStatsTotBytesAt5Mbps

Syntax	Counter32
Max-Access	read-only
Status	current
Description	The total number of bytes observed on this BSSID at 5 Mbps rate.
History	Added in AOS-W 2.3.

wlanAPStatsTotPktsAt11Mbps

Syntax	Counter32
Max-Access	read-only
Status	current
Description	The total number of packets observed on this BSSID at 11 Mbps rate.
History	Added in AOS-W 2.3.

wlanAPStatsTotBytesAt11Mbps

Syntax	Counter32
Max-Access	read-only
Status	current
Description	The total number of bytes observed on this BSSID at 11 Mbps rate.
History	Added in AOS-W 2.3.

wlanAPStatsTotPktsAt6Mbps

Syntax	Counter32
Max-Access	read-only
Status	current
Description	The total number of packets observed on this BSSID at 6 Mbps rate.
History	Added in AOS-W 2.3.

wlanAPStatsTotBytesAt6Mbps

Syntax	Counter32
Max-Access	read-only
Status	current
Description	The total number of bytes observed on this BSSID at 6 Mbps rate.
History	Added in AOS-W 2.3.

wlanAPStatsTotPktsAt12Mbps

Syntax	Counter32
Max-Access	read-only
Status	current
Description	The total number of packets observed on this BSSID at 12 Mbps rate.
History	Added in AOS-W 2.3.

wlanAPStatsTotBytesAt12Mbps

Syntax	Counter32
Max-Access	read-only
Status	current
Description	The total number of bytes observed on this BSSID at 12 Mbps rate.
History	Added in AOS-W 2.3.

wlanAPStatsTotPktsAt18Mbps

Syntax	Counter32
Max-Access	read-only
Status	current
Description	The total number of packets observed on this BSSID at 18 Mbps rate.
History	Added in AOS-W 2.3.

wlanAPStatsTotBytesAt18Mbps

Syntax	Counter32
Max-Access	read-only
Status	current
Description	The total number of bytes observed on this BSSID at 18 Mbps rate.
History	Added in AOS-W 2.3.

wlanAPStatsTotPktsAt24Mbps

Syntax	Counter32
Max-Access	read-only
Status	current
Description	The total number of packets observed on this BSSID at 24 Mbps rate.
History	Added in AOS-W 2.3.

wlanAPStatsTotBytesAt24Mbps

Syntax	Counter32
Max-Access	read-only
Status	current
Description	The total number of bytes observed on this BSSID at 24 Mbps rate.
History	Added in AOS-W 2.3.

wlanAPStatsTotPktsAt36Mbps

Syntax	Counter32
Max-Access	read-only
Status	current
Description	The total number of packets observed on this BSSID at 36 Mbps rate.
History	Added in AOS-W 2.3.

wlanAPStatsTotBytesAt36Mbps

Syntax	Counter32
Max-Access	read-only
Status	current
Description	The total number of bytes observed on this BSSID at 36 Mbps rate.
History	Added in AOS-W 2.3.

wlanAPStatsTotPktsAt48Mbps

Syntax	Counter32
Max-Access	read-only
Status	current
Description	The total number of packets observed on this BSSID at 48 Mbps rate.
History	Added in AOS-W 2.3.

wlanAPStatsTotBytesAt48Mbps

Syntax	Counter32
Max-Access	read-only
Status	current
Description	The total number of bytes observed on this BSSID at 48 Mbps rate.
History	Added in AOS-W 2.3.

wlanAPStatsTotPktsAt54Mbps

Syntax	Counter32
Max-Access	read-only
Status	current
Description	The total number of packets observed on this BSSID at 54 Mbps rate.
History	Added in AOS-W 2.3.

wlanAPStatsTotBytesAt54Mbps

Syntax	Counter32
Max-Access	read-only
Status	current
Description	The total number of bytes observed on this BSSID at 54 Mbps rate.
History	Added in AOS-W 2.3.

wlanAPStatsTotPktsAt9Mbps

Syntax	Counter32
Max-Access	read-only
Status	current
Description	The total number of packets observed on this BSSID at 9 Mbps rate.
History	Added in AOS-W 2.3.

wlanAPStatsTotBytesAt9Mbps

Syntax	Counter32
Max-Access	read-only
Status	current
Description	The total number of bytes observed on this BSSID at 9 Mbps rate.
History	Added in AOS-W 2.3.

wlanAPStatsTotPktsAtHT6dot5Mbps

Syntax	Counter32
Max-Access	read-only
Status	current
Description	This attribute indicates the total number of packets observed on this BSSID at the HT 6.5 rate.
History	Added in AOS-W 3.3.0.0.

wlanAPStatsTotBytesAtHT6dot5Mbps

Syntax	Counter32
Max-Access	read-only
Status	current
Description	This attribute indicates the total number of bytes observed on this BSSID at the HT 6.5 rate.
History	Added in AOS-W 3.3.0.0.

wlanAPStatsTotPktsAtHT13Mbps

Syntax	Counter32
Max-Access	read-only
Status	current
Description	This attribute indicates the total number of packets observed on this BSSID at the HT 13.0 rate.
History	Added in AOS-W 3.3.0.0.

wlanAPStatsTotBytesAtHT13Mbps

Syntax	Counter32
Max-Access	read-only
Status	current
Description	This attribute indicates the total number of bytes observed on this BSSID at the HT 13.0 rate.
History	Added in AOS-W 3.3.0.0.

wlanAPStatsTotPktsAtHT13dot5Mbps

Syntax	Counter32
Max-Access	read-only
Status	current
Description	This attribute indicates the total number of packets observed on this BSSID at the HT 13.5 rate.
History	Added in AOS-W 3.3.0.0.

wlanAPStatsTotBytesAtHT13dot5Mbps

Syntax	Counter32
Max-Access	read-only
Status	current
Description	This attribute indicates the total number of bytes observed on this BSSID at the HT 13.5 rate.
History	Added in AOS-W 3.3.0.0.

wlanAPStatsTotPktsAtHT15Mbps

Syntax	Counter32
Max-Access	read-only
Status	current
Description	This attribute indicates the total number of packets observed on this BSSID at the HT 15.0 rate.
History	Added in AOS-W 3.3.0.0.

wlanAPStatsTotBytesAtHT15Mbps

Syntax	Counter32
Max-Access	read-only
Status	current
Description	This attribute indicates the total number of bytes observed on this BSSID at the HT 15.0 rate.
History	Added in AOS-W 3.3.0.0.

wlanAPStatsTotPktsAtHT19dot5Mbps

Syntax	Counter32
Max-Access	read-only
Status	current
Description	This attribute indicates the total number of packets observed on this BSSID at the HT 19.5 rate.
History	Added in AOS-W 3.3.0.0.

wlanAPStatsTotBytesAtHT19dot5Mbps

Syntax	Counter32
Max-Access	read-only
Status	current
Description	This attribute indicates the total number of bytes observed on this BSSID at the HT 19.5 rate.
History	Added in AOS-W 3.3.0.0.

wlanAPStatsTotPktsAtHT26Mbps

Syntax	Counter32
Max-Access	read-only
Status	current
Description	This attribute indicates the total number of packets observed on this BSSID at the HT 26.0 rate.
History	Added in AOS-W 3.3.0.0.

wlanAPStatsTotBytesAtHT26Mbps

Syntax	Counter32
Max-Access	read-only
Status	current
Description	This attribute indicates the total number of bytes observed on this BSSID at the HT 26.0 rate.
History	Added in AOS-W 3.3.0.0.

wlanAPStatsTotPktsAtHT27Mbps

Syntax	Counter32
Max-Access	read-only
Status	current
Description	This attribute indicates the total number of packets observed on this BSSID at the HT 27.0 rate.
History	Added in AOS-W 3.3.0.0.

wlanAPStatsTotBytesAtHT27Mbps

Syntax	Counter32
Max-Access	read-only
Status	current
Description	This attribute indicates the total number of bytes observed on this BSSID at the HT 27.0 rate.
History	Added in AOS-W 3.3.0.0.

wlanAPStatsTotPktsAtHT30Mbps

Syntax	Counter32
Max-Access	read-only
Status	current
Description	This attribute indicates the total number of packets observed on this BSSID at the HT 30.0 rate.
History	Added in AOS-W 3.3.0.0.

wlanAPStatsTotBytesAtHT30Mbps

Syntax	Counter32
Max-Access	read-only
Status	current
Description	This attribute indicates the total number of bytes observed on this BSSID at the HT 30.0 rate.
History	Added in AOS-W 3.3.0.0.

wlanAPStatsTotPktsAtHT39Mbps

Syntax	Counter32
Max-Access	read-only
Status	current
Description	This attribute indicates the total number of packets observed on this BSSID at the HT 39.0 rate.
History	Added in AOS-W 3.3.0.0.

wlanAPStatsTotBytesAtHT39Mbps

Syntax	Counter32
Max-Access	read-only
Status	current
Description	This attribute indicates the total number of bytes observed on this BSSID at the HT 39.0 rate.

wlanAPStatsTotPktsAtHT40dot5Mbps

Syntax	Counter32
Max-Access	read-only
Status	current
Description	This attribute indicates the total number of packets observed on this BSSID at the HT 40.5 rate.
History	Added in AOS-W 3.3.0.0.

wlanAPStatsTotBytesAtHT40dot5Mbps

Syntax	Counter32
Max-Access	read-only
Status	current
Description	This attribute indicates the total number of bytes observed on this BSSID at the HT 40.5 rate.
History	Added in AOS-W 3.3.0.0.

wlanAPStatsTotPktsAtHT45Mbps

Syntax	Counter32
Max-Access	read-only
Status	current
Description	This attribute indicates the total number of packets observed on this BSSID at the HT 45.0 rate.
History	Added in AOS-W 3.3.0.0.

wlanAPStatsTotBytesAtHT45Mbps

Syntax	Counter32
Max-Access	read-only
Status	current
Description	This attribute indicates the total number of bytes observed on this BSSID at the HT 45.0 rate.
History	Added in AOS-W 3.3.0.0.

wlanAPStatsTotPktsAtHT52Mbps

Syntax	Counter32
Max-Access	read-only
Status	current
Description	This attribute indicates the total number of packets observed on this BSSID at the HT 52.0 rate.
History	Added in AOS-W 3.3.0.0.

wlanAPStatsTotBytesAtHT52Mbps

Syntax	Counter32
Max-Access	read-only
Status	current
Description	This attribute indicates the total number of bytes observed on this BSSID at the HT 52.0 rate.
History	Added in AOS-W 3.3.0.0.

wlanAPStatsTotPktsAtHT54Mbps

Syntax	Counter32
Max-Access	read-only
Status	current
Description	This attribute indicates the total number of packets observed on this BSSID at the HT 54.0 rate.
History	Added in AOS-W 3.3.0.0.

wlanAPStatsTotBytesAtHT54Mbps

Syntax	Counter32
Max-Access	read-only
Status	current
Description	This attribute indicates the total number of bytes observed on this BSSID at the HT 54.0 rate.
History	Added in AOS-W 3.3.0.0.

wlanAPStatsTotPktsAtHT58dot5Mbps

Syntax	Counter32
Max-Access	read-only
Status	current
Description	This attribute indicates the total number of packets observed on this BSSID at the HT 58.5 rate.
History	Added in AOS-W 3.3.0.0.

wlanAPStatsTotBytesAtHT58dot5Mbps

Syntax	Counter32
Max-Access	read-only
Status	current
Description	This attribute indicates the total number of bytes observed on this BSSID at the HT 58.5 rate.
History	Added in AOS-W 3.3.0.0.

wlanAPStatsTotPktsAtHT60Mbps

Syntax	Counter32
Max-Access	read-only
Status	current
Description	This attribute indicates the total number of packets observed on this BSSID at the HT 60.0 rate.
History	Added in AOS-W 3.3.0.0.

wlanAPStatsTotBytesAtHT60Mbps

Syntax	Counter32
Max-Access	read-only
Status	current
Description	This attribute indicates the total number of bytes observed on this BSSID at the HT 60.0 rate.
History	Added in AOS-W 3.3.0.0.

wlanAPStatsTotPktsAtHT65Mbps

Syntax	Counter32
Max-Access	read-only
Status	current
Description	This attribute indicates the total number of packets observed on this BSSID at the HT 65.0 rate.
History	Added in AOS-W 3.3.0.0.

wlanAPStatsTotBytesAtHT65Mbps

Syntax	Counter32
Max-Access	read-only
Status	current
Description	This attribute indicates the total number of bytes observed on this BSSID at the HT 65.0 rate.
History	Added in AOS-W 3.3.0.0.

wlanAPStatsTotPktsAtHT78Mbps

Syntax	Counter32
Max-Access	read-only
Status	current
Description	This attribute indicates the total number of packets observed on this BSSID at the HT 78.0 rate.
History	Added in AOS-W 3.3.0.0.

wlanAPStatsTotBytesAtHT78Mbps

Syntax	Counter32
Max-Access	read-only
Status	current
Description	This attribute indicates the total number of bytes observed on this BSSID at the HT 78.0 rate.
History	Added in AOS-W 3.3.0.0.

wlanAPStatsTotPktsAtHT81Mbps

Syntax	Counter32
Max-Access	read-only
Status	current
Description	This attribute indicates the total number of packets observed on this BSSID at the HT 81.0 rate.
History	Added in AOS-W 3.3.0.0.

wlanAPStatsTotBytesAtHT81Mbps

Syntax	Counter32
Max-Access	read-only
Status	current
Description	This attribute indicates the total number of bytes observed on this BSSID at the HT 81.0 rate.
History	Added in AOS-W 3.3.0.0.

wlanAPStatsTotPktsAtHT90Mbps

Syntax	Counter32
Max-Access	read-only
Status	current
Description	This attribute indicates the total number of packets observed on this BSSID at the HT 90.0 rate.
History	Added in AOS-W 3.3.0.0.

wlanAPStatsTotBytesAtHT90Mbps

Syntax	Counter32
Max-Access	read-only
Status	current
Description	This attribute indicates the total number of bytes observed on this BSSID at the HT 90.0 rate.
History	Added in AOS-W 3.3.0.0.

wlanAPStatsTotPktsAtHT104Mbps

Syntax	Counter32
Max-Access	read-only
Status	current
Description	This attribute indicates the total number of packets observed on this BSSID at the HT 104.0 rate.
History	Added in AOS-W 3.3.0.0.

wlanAPStatsTotBytesAtHT104Mbps

Syntax	Counter32
Max-Access	read-only
Status	current
Description	This attribute indicates the total number of bytes observed on this BSSID at the HT 104.0 rate.
History	Added in AOS-W 3.3.0.0.

wlanAPStatsTotPktsAtHT108Mbps

Syntax	Counter32
Max-Access	read-only
Status	current
Description	This attribute indicates the total number of packets observed on this BSSID at the HT 108.0 rate.
History	Added in AOS-W 3.3.0.0.

wlanAPStatsTotBytesAtHT108Mbps

Syntax	Counter32
Max-Access	read-only
Status5	current
Description	This attribute indicates the total number of bytes observed on this BSSID at the HT 108.0 rate.
History	Added in AOS-W 3.3.0.0.

wlanAPStatsTotPktsAtHT117Mbps

Syntax	Counter32
Max-Access	read-only
Status	current
Description	This attribute indicates the total number of packets observed on this BSSID at the HT 117.0 rate.
History	Added in AOS-W 3.3.0.0.

wlanAPStatsTotBytesAtHT117Mbps

Syntax	Counter32
Max-Access	read-only
Status	current
Description	This attribute indicates the total number of bytes observed on this BSSID at the HT 117.0 rate.
History	Added in AOS-W 3.3.0.0.

wlanAPStatsTotPktsAtHT120Mbps

Syntax	Counter32
Max-Access	read-only
Status	current
Description	This attribute indicates the total number of packets observed on this BSSID at the HT 120.0 rate.
History	Added in AOS-W 3.3.0.0.

wlanAPStatsTotBytesAtHT120Mbps

Syntax	Counter32
Max-Access	read-only
Status	current
Description	This attribute indicates the total number of bytes observed on this BSSID at the HT 120.0 rate.
History	Added in AOS-W 3.3.0.0.

wlanAPStatsTotPktsAtHT121dot5Mbps

Syntax	Counter32
Max-Access	read-only
Status	current]
Description	This attribute indicates the total number of packets observed on this BSSID at the HT 121.5 rate.
History	Added in AOS-W 3.3.0.0.

wlanAPStatsTotBytesAtHT121dot5Mbps

Syntax	Counter32
Max-Access	read-only
Status	current
Description	This attribute indicates the total number of bytes observed on this BSSID at the HT 121.5 rate.
History	Added in AOS-W 3.3.0.0.

wlanAPStatsTotPktsAtHT130Mbps

Syntax	Counter32
Max-Access	read-only
Status	current
Description	This attribute indicates the total number of packets observed on this BSSID at the HT 130.0 rate.
History	Added in AOS-W 3.3.0.0.

wlanAPStatsTotBytesAtHT130Mbps

Syntax	Counter32
Max-Access	read-only
Status	current
Description	This attribute indicates the total number of bytes observed on this BSSID at the HT 130.0 rate.
History	Added in AOS-W 3.3.0.0.

wlanAPStatsTotPktsAtHT135Mbps

Syntax	Counter32
Max-Access	read-only
Status	current
Description	This attribute indicates the total number of packets observed on this BSSID at the HT 135.0 rate.
History	Added in AOS-W 3.3.0.0.

wlanAPStatsTotBytesAtHT135Mbps

Syntax	Counter32
Max-Access	read-only
Status	current
Description	This attribute indicates the total number of bytes observed on this BSSID at the HT 135.0 rate.
History	Added in AOS-W 3.3.0.0.

wlanAPStatsTotPktsAtHT150Mbps

Syntax	Counter32
Max-Access	read-only
Status	current
Description	This attribute indicates the total number of packets observed on this BSSID at the HT 150.0 rate.
History	Added in AOS-W 3.3.0.0.

wlanAPStatsTotBytesAtHT150Mbps

Syntax	Counter32
Max-Access	read-only
Status	current
Description	This attribute indicates the total number of bytes observed on this BSSID at the HT 150.0 rate.
History	Added in AOS-W 3.3.0.0.

wlanAPStatsTotPktsAtHT162Mbps

Syntax	Counter32
Max-Access	read-only
Status	current
Description	This attribute indicates the total number of packets observed on this BSSID at the HT 162.0 rate.
History	Added in AOS-W 3.3.0.0.

wlanAPStatsTotBytesAtHT162Mbps

Syntax	Counter32
Max-Access	read-only
Status	current
Description	This attribute indicates the total number of bytes observed on this BSSID at the HT 162.0 rate.
History	Added in AOS-W 3.3.0.0.

wlanAPStatsTotPktsAtHT180Mbps

Syntax	Counter32
Max-Access	read-only
Status	current
Description	This attribute indicates the total number of packets observed on this BSSID at the HT 180.0 rate.

wlanAPStatsTotBytesAtHT180Mbps

Syntax	Counter32
Max-Access	read-only
Status	current
Description	This attribute indicates the total number of bytes observed on this BSSID at the HT 180.0 rate.
History	Added in AOS-W 3.3.0.0.

wlanAPStatsTotPktsAtHT216Mbps

Syntax	Counter32
Max-Access	read-only
Status	current
Description	This attribute indicates the total number of packets observed on this BSSID at the HT 216.0 rate.
History	Added in AOS-W 3.3.0.0.

lwlanAPStatsTotBytesAtHT216Mbps

Syntax	Counter32
Max-Access	read-only
Status	current
Description	This attribute indicates the total number of bytes observed on this BSSID at the HT 216.0 rate.
History	Added in AOS-W 3.3.0.0.

wlanAPStatsTotPktsAtHT240Mbps

Syntax	Counter32
Max-Access	read-only
Status	current
Description	This attribute indicates the total number of packets observed on this BSSID at the HT 240.0 rate.
History	Added in AOS-W 3.3.0.0.

wlanAPStatsTotBytesAtHT240Mbps

Syntax	Counter32
Max-Access	read-only
Status	current
Description	This attribute indicates the total number of bytes observed on this BSSID at the HT 240.0 rate.

wlanAPStatsTotPktsAtHT243Mbps

Syntax	Counter32
Max-Access	read-only
Status	current
Description	This attribute indicates the total number of packets observed on this BSSID at the HT 243.0 rate.
History	Added in AOS-W 3.3.0.0.

wlanAPStatsTotBytesAtHT243Mbps

Syntax	Counter32
Max-Access	read-only
Status	current
Description	This attribute indicates the total number of bytes observed on this BSSID at the HT 243.0 rate.
History	Added in AOS-W 3.3.0.0.

wlanAPStatsTotPktsAtHT270Mbps

Syntax	Counter32
Max-Access	read-only
Status	current
Description	This attribute indicates the total number of packets observed on this BSSID at the HT 270.0 rate.
History	Added in AOS-W 3.3.0.0.

wlanAPStatsTotBytesAtHT270Mbps

Syntax	Counter32
Max-Access	read-only
Status	current
Description	This attribute indicates the total number of bytes observed on this BSSID at the HT 270.0 rate.
History	Added in AOS-W 3.3.0.0.

wlanAPStatsTotPktsAtHT300Mbps

Syntax	Counter32
Max-Access	read-only
Status	current
Description	This attribute indicates the total number of packets observed on this BSSID at the HT 300.0 rate.
History	Added in AOS-W 3.3.0.0.

wlanAPStatsTotBytesAtHT300Mbps

Syntax	Counter32
Max-Access	read-only
Status	current
Description	This attribute indicates the total number of bytes observed on this BSSID at the HT 300.0 rate.
History	Added in AOS-W 3.3.0.0.

wlsxWlanAPDATypeStatsTable

The objects of the wlsx WLAN Access Point Destination Address Type Statistics table provide BSSID statistics, which are grouped by destination address (DA).

Table 116 *wlsxWlanAPDATypeStatsTable OIDs*

Object	Object ID	
wlsxWlanAPDATypeStatsEntry	1.3.6.1.4.1.14823.2.2.1.5.3.1.3.1	wlsxWlanAPDATypeStatsTable 1
wlanAPStatsTotDABroadcastPkts	1.3.6.1.4.1.14823.2.2.1.5.3.1.3.1.1	wlsxWlanAPDATypeStatsEntry 1
wlanAPStatsTotDABroadcastBytes	1.3.6.1.4.1.14823.2.2.1.5.3.1.3.1.2	wlsxWlanAPDATypeStatsEntry 2
wlanAPStatsTotDAMulticastPkts	1.3.6.1.4.1.14823.2.2.1.5.3.1.3.1.3	wlsxWlanAPDATypeStatsEntry 3
wlanAPStatsTotDAMulticastBytes	1.3.6.1.4.1.14823.2.2.1.5.3.1.3.1.4	wlsxWlanAPDATypeStatsEntry 4
wlanAPStatsTotDAUnicastPkts	1.3.6.1.4.1.14823.2.2.1.5.3.1.3.1.5	wlsxWlanAPDATypeStatsEntry 5
wlanAPStatsTotDAUnicastBytes	1.3.6.1.4.1.14823.2.2.1.5.3.1.3.1.6	wlsxWlanAPDATypeStatsEntry 6

wlsxWlanAPDATypeStatsEntry

Syntax	wlsxWlanAPDATypeStatsEntry
Max-Access	not-accessible
Status	current
Description	User entry.
Index	{wlanAPMacAddress, wlanAPRadioNumber, wlanAPBSSID}
History	Added in AOS-W 2.3.

wlanAPStatsTotDABroadcastPkts

Syntax	Counter32
Max-Access	read-only
Status	current
Description	The total number of broadcast packets observed on this BSSID.
History	Added in AOS-W 2.3.

wlanAPStatsTotDABroadcastBytes

Syntax	Counter32
Max-Access	read-only
Status	current
Description	The total number of broadcast bytes observed on this BSSID.
History	Added in AOS-W 2.3.

wlanAPStatsTotDAMulticastPkts

Syntax	Counter32
Max-Access	read-only
Status	current
Description	The total number of multicast packets observed on this BSSID.
History	Added in AOS-W 2.3.

wlanAPStatsTotDAMulticastBytes

Syntax	Counter32
Max-Access	read-only
Status	current
Description	The total number of multicast bytes observed on this BSSID.
History	Added in AOS-W 2.3.

wlanAPStatsTotDAUnicastPkts

Syntax	Counter32
Max-Access	read-only
Status	current
Description	The total number of unicast packets observed on this BSSID.
History	Added in AOS-W 2.3.

wlanAPStatsTotDAUnicastBytes

Syntax	Counter32
Max-Access	read-only
Status	current
Description	The total number of unicast bytes observed on this BSSID.
History	Added in AOS-W 2.3.

wlsxWlanAPFrameTypeStatsTable

The objects of the wlsx WLAN AP Frame Type Stats lists BSSID statistics, which are grouped by the packet type.

Table 117 *wlsxWlanAPFrameTypeStatsTable OIDs*

Object	Object ID	
wlsxWlanAPFrameTypeStatsEntry	1.3.6.1.4.1.14823.2.2.1.5.3.1.4.1	wlsxWlanAPFrameTypeStatsTable 1
wlanAPStatsTotMgmtPkts	1.3.6.1.4.1.14823.2.2.1.5.3.1.4.1.1	wlsxWlanAPFrameTypeStatsEntry 1
wlanAPStatsTotMgmtBytes	1.3.6.1.4.1.14823.2.2.1.5.3.1.4.1.2	wlsxWlanAPFrameTypeStatsEntry 2
wlanAPStatsTotCtrlPkts	1.3.6.1.4.1.14823.2.2.1.5.3.1.4.1.3	wlsxWlanAPFrameTypeStatsEntry 3
wlanAPStatsTotCtrlBytes	1.3.6.1.4.1.14823.2.2.1.5.3.1.4.1.4	wlsxWlanAPFrameTypeStatsEntry 4
wlanAPStatsTotDataPkts	1.3.6.1.4.1.14823.2.2.1.5.3.1.4.1.5	wlsxWlanAPFrameTypeStatsEntry 5
wlanAPStatsTotDataBytes	1.3.6.1.4.1.14823.2.2.1.5.3.1.4.1.6	wlsxWlanAPFrameTypeStatsEntry 6

wlsxWlanAPFrameTypeStatsEntry

Syntax	wlsxWlanAPFrameTypeStatsEntry
Max-Access	not-accessible
Status	current
Description	User entry.
Index	{wlanAPMacAddress, wlanAPRadioNumber, wlanAPBSSID}
History	Added in AOS-W 2.3.

wlanAPStatsTotMgmtPkts

Syntax	Counter32
Max-Access	read-only
Status	current
Description	The total number of management packets observed on this BSSID.
History	Added in AOS-W 2.3.

wlanAPStatsTotMgmtBytes

Syntax	Counter32
Max-Access	read-only
Status	current
Description	The total number of management bytes observed on this BSSID.
History	Added in AOS-W 2.3.

wlanAPStatsTotCtrlPkts

Syntax	Counter32
Max-Access	read-only
Status	current
Description	The total number of control packets observed on this BSSID.
History	Added in AOS-W 2.3.

wlanAPStatsTotCtrlBytes

Syntax	Counter32
Max-Access	read-only
Status	current
Description	The total number of control bytes observed on this BSSID.
History	Added in AOS-W 2.3.

wlanAPStatsTotDataPkts

Syntax	Counter32
Max-Access	read-only
Status	current
Description	The total number of data packets observed on this BSSID.
History	Added in AOS-W 2.3.

wlanAPStatsTotDataBytes

Syntax	Counter32
Max-Access	read-only
Status	current
Description	The total number of data bytes observed on this BSSID.
History	Added in AOS-W 2.3.

wlsxWlanAPPktSizeStatsTable

The objects of the wlsx WLAN AP Pkt Size Stats table provide information on BSSID statistics, which are grouped by packet size.

Table 118 *wlsxWlanAPPktSizeStatsTable OIDs*

Object	Object ID	
wlsxWlanAPPktSizeStatsEntry	1.3.6.1.4.1.14823.2.2.1.5.3.1.5.1	wlsxWlanAPPktSizeStatsTable 1
wlanAPStatsPkts63Bytes	1.3.6.1.4.1.14823.2.2.1.5.3.1.5.1.1	wlsxWlanAPPktSizeStatsEntry 1
wlanAPStatsPkts64To127	1.3.6.1.4.1.14823.2.2.1.5.3.1.5.1.2	wlsxWlanAPPktSizeStatsEntry 2

Table 118 *wlsxWlanAPPktSizeStatsTable OIDs (Continued)*

Object	Object ID	
wlanAPStatsPkts128To255	1.3.6.1.4.1.14823.2.2.1.5.3.1.5.1.3	wlsxWlanAPPktSizeStatsEntry 3
wlanAPStatsPkts256To511	1.3.6.1.4.1.14823.2.2.1.5.3.1.5.1.4	wlsxWlanAPPktSizeStatsEntry 4
wlanAPStatsPkts512To1023	1.3.6.1.4.1.14823.2.2.1.5.3.1.5.1.5	wlsxWlanAPPktSizeStatsEntry 5
wlanAPStatsPkts1024To1518	1.3.6.1.4.1.14823.2.2.1.5.3.1.5.1.6	wlsxWlanAPPktSizeStatsEntry 6

wlsxWlanAPPktSizeStatsEntry

Syntax	wlsxWlanAPPktSizeStatsEntry
Max-Access	not-accessible
Status	current
Description	User entry.
Index	{wlanAPMacAddress, wlanAPRadioNumber, wlanAPBSSID}
History	Added in AOS-W 2.3.

wlanAPStatsPkts63Bytes

Syntax	Counter32
Max-Access	read-only
Status	current
Description	The total number of packets that were less than 64 bytes long.
History	Added in AOS-W 2.3.

wlanAPStatsPkts64To127

Syntax	Counter32
Max-Access	read-only
Status	current
Description	The total number of packets that were between 64 and 127 bytes long.
History	Added in AOS-W 2.3.

wlanAPStatsPkts128To255

Syntax	Counter32
Max-Access	read-only
Status	current
Description	The total number of packets that were between 128 and 255 bytes long.
History	Added in AOS-W 2.3.

wlanAPStatsPkts256To511

Syntax	Counter32
Max-Access	read-only
Status	current
Description	The total number of packets that were between 256 and 511 bytes long.
History	Added in AOS-W 2.3.

wlanAPStatsPkts512To1023

Syntax	Counter32
Max-Access	read-only
Status	current
Description	The total number of packets that were between 512 and 1023 bytes long.
History	Added in AOS-W 2.3.

wlanAPStatsPkts1024To1518

Syntax	Counter32
Max-Access	read-only
Status	current
Description	The total number of packets that were between 1024 and 1518 bytes long.
History	Added in AOS-W 2.3.

wlsxWlanAPChStatsTable

The objects of the wlsx WLAN AP Ch Stats table provide information on the access points that are connected to the switch.

Table 119 *wlsxWlanAPChStatsTableOIDs*

Object	Object OID	
wlsxWlanAPChStatsEntry	1.3.6.1.4.1.14823.2.2.1.5.3.1.6.1	wlsxWlanAPChStatsTable 1
wlanAPChannelNumber	1.3.6.1.4.1.14823.2.2.1.5.3.1.6.1.1	wlsxWlanAPChStatsEntry 1
wlanAPChNumStations	1.3.6.1.4.1.14823.2.2.1.5.3.1.6.1.2	wlsxWlanAPChStatsEntry 2
wlanAPChTotPkts	1.3.6.1.4.1.14823.2.2.1.5.3.1.6.1.3	wlsxWlanAPChStatsEntry 3
wlanAPChTotBytes	1.3.6.1.4.1.14823.2.2.1.5.3.1.6.1.4	wlsxWlanAPChStatsEntry 4
wlanAPChTotRetryPkts	1.3.6.1.4.1.14823.2.2.1.5.3.1.6.1.5	wlsxWlanAPChStatsEntry 5
wlanAPChTotFragmentedPkts	1.3.6.1.4.1.14823.2.2.1.5.3.1.6.1.6	wlsxWlanAPChStatsEntry 6
wlanAPChTotPhyErrPkts	1.3.6.1.4.1.14823.2.2.1.5.3.1.6.1.7	wlsxWlanAPChStatsEntry 7
wlanAPChTotMacErrPkts	1.3.6.1.4.1.14823.2.2.1.5.3.1.6.1.8	wlsxWlanAPChStatsEntry 8
wlanAPChNoise	1.3.6.1.4.1.14823.2.2.1.5.3.1.6.1.9	wlsxWlanAPChStatsEntry 9

Table 119 *wlsxWlanAPChStatsTableOIDs (Continued)*

Object	Object OID	
wlanAPChCoverageIndex	1.3.6.1.4.1.14823.2.2.1.5.3.1.6.1.10	wlsxWlanAPChStatsEntry 10
wlanAPChInterferenceIndex	1.3.6.1.4.1.14823.2.2.1.5.3.1.6.1.11	wlsxWlanAPChStatsEntry 11
wlanAPChFrameRetryRate	1.3.6.1.4.1.14823.2.2.1.5.3.1.6.1.12	wlsxWlanAPChStatsEntry 12
wlanAPFrameLowSpeedRate	1.3.6.1.4.1.14823.2.2.1.5.3.1.6.1.13	wlsxWlanAPChStatsEntry 13
wlanAPFrameNonUnicastRate	1.3.6.1.4.1.14823.2.2.1.5.3.1.6.1.14	wlsxWlanAPChStatsEntry 14
wlanAPChFrameFragmentationRate	1.3.6.1.4.1.14823.2.2.1.5.3.1.6.1.15	wlsxWlanAPChStatsEntry 15
wlanAPChFrameBandwidthRate	1.3.6.1.4.1.14823.2.2.1.5.3.1.6.1.16	wlsxWlanAPChStatsEntry 16
wlanAPChFrameRetryErrorRate	1.3.6.1.4.1.14823.2.2.1.5.3.1.6.1.17	wlsxWlanAPChStatsEntry 17
wlanAPChBusyRate	1.3.6.1.4.1.14823.2.2.1.5.3.1.6.1.18	wlsxWlanAPChStatsEntry 18
wlanAPChNumAPs	1.3.6.1.4.1.14823.2.2.1.5.3.1.6.1.19	wlsxWlanAPChStatsEntry 19

wlsxWlanAPChStatsEntry

Syntax	WlanAPChStatsEntry
Max-Access	not-accessible
Status	current
Description	Access point channel stats entry.
Index	{wlanAPMacAddress, wlanAPRadioNumber}
History	Added in AOS-W 2.3.

wlanAPChannelNumber

Syntax	Integer(1..165)
Max-Access	read-only
Status	current
Description	The channel the AP is currently using.
History	Added in AOS-W 2.3. Updated in AOS-W 3.1—description.

wlanAPChNumStations

Syntax	Integer32
Max-Access	read-only
Status	current
Description	The number of stations using this channel.
History	Added in AOS-W 2.3.

wlanAPChTotPkts

Syntax	Counter32
Max-Access	read-only
Status	current
Description	The total packets observed on this channel.
History	Added in AOS-W 2.3.

wlanAPChTotBytes

Syntax	Counter32
Max-Access	read-only
Status	current
Description	The total bytes observed on this channel.
History	Added in AOS-W 2.3.

wlanAPChTotRetryPkts

Syntax	Counter32
Max-Access	read-only
Status	current
Description	The total retry packets observed on this channel.
History	Added in AOS-W 2.3.

wlanAPChTotFragmentedPkts

Syntax	Counter32
Max-Access	read-only
Status	current
Description	The total fragmented packets observed on this channel.
History	Added in AOS-W 2.3.

wlanAPChTotPhyErrPkts

Syntax	Counter32
Max-Access	read-only
Status	current
Description	The total physical error packets observed on this channel.
History	Added in AOS-W 2.3.

wlanAPChTotMacErrPkts

Syntax	Counter32
Max-Access	read-only
Status	current
Description	The total MAC errors packets observed on this channel.
History	Added in AOS-W 2.3.

wlanAPChNoise

Syntax	Integer32
Max-Access	read-only
Status	current
Description	The noise observed on this channel.
History	Added in AOS-W 2.3. Updated in AOS-W 3.1—description.

wlanAPChCoverageIndex

Syntax	Integer32
Max-Access	read-only
Status	current
Description	The coverage provided by the AP on this channel.
History	Added in AOS-W 2.3. Updated in AOS-W 3.1—description.

wlanAPChInterferenceIndex

Syntax	Integer32
Max-Access	read-only
Status	current
Description	The interference observed on this channel.
History	Added in AOS-W 2.3. Updated in AOS-W 3.1—description.

wlanAPChFrameRetryRate

Syntax	Integer32
Max-Access	read-only
Status	current
Description	The number of retry packets as a percentage of the total packets transmitted and received on this channel.
History	Added in AOS-W 2.3. Updated in AOS-W 3.1—description.

wlanAPChFrameLowSpeedRate

Syntax	Integer32
Max-Access	read-only
Status	current
Description	The number of low data rate (<= 18 Mbps for A/G bands and <=2 Mbps for B band) packets as a percentage of the total packets transmitted and received on this channel.
History	Added in AOS-W 2.3. Updated in AOS-W 3.1—description.

wlanAPChFrameNonUnicastRate

Syntax	Integer32
Max-Access	read-only
Status	current
Description	The number of broadcast and multicast packets as a percentage of the total packets transmitted on this channel.
History	Added in AOS-W 2.3. Updated in AOS-W 3.1—description.

wlanAPChFrameFragmentationRate

Syntax	Integer32
Max-Access	read-only
Status	current
Description	The number of fragments as a percentage of the total packets transmitted on this channel.
History	Added in AOS-W 2.3. Updated in AOS-W 3.1—description.

wlanAPChFrameBandwidthRate

Syntax	Integer32
Max-Access	read-only
Status	current
Description	The bandwidth of this channel in Kbps.
History	Added in AOS-W 2.3. Updated in AOS-W 3.1—description.

wlanAPChFrameRetryErrorRate

Syntax	Integer32
Max-Access	read-only
Status	current
Description	The number of error packets as a percentage of the total packets received on this channel.
History	Added in AOS-W 2.3. Updated in AOS-W 3.1—description.

wlanAPChBusyRate

Syntax	Integer32
Max-Access	read-only
Status	current
Description	How busy this channel is.
History	Added in AOS-W 2.3. Updated in AOS-W 3.1—description.

wlanAPChNumAPs

Syntax	Integer32
Max-Access	read-only
Status	current
Description	The number of access points observed on this channel.
History	Added in AOS-W 2.3. Updated in AOS-W 3.1—description.

wlanAPChFrameReceiveErrorRate

Syntax	Integer32
Max-Access	read-only
Status	current
Description	The number of error packets as a percentage of the total packets received on this channel.
History	Added in AOS-W 3.1.0.0.

wlsxWlanStationStatsTable

The objects of the wlsx WLAN Station Statistics table provide information of the air monitors that are attached to the switch. The information is sorted—generic, rate, destination address, frame type.

Table 120 *wlsxWlanStationStatsTable OIDs*

Object	Object OID	
wlsxWlanStationStatsEntry	1.3.6.1.4.1.14823.2.2.1.5.3.2.1.1	wlsxWlanStationStatsTable 1
wlanStaChannelNum	1.3.6.1.4.1.14823.2.2.1.5.3.2.1.1.1	wlsxWlanStationStatsEntry 1
wlanStaTxPkts	1.3.6.1.4.1.14823.2.2.1.5.3.2.1.1.2	wlsxWlanStationStatsEntry 2
wlanStaTxBytes	1.3.6.1.4.1.14823.2.2.1.5.3.2.1.1.3	wlsxWlanStationStatsEntry 3
wlanStaRxPkts	1.3.6.1.4.1.14823.2.2.1.5.3.2.1.1.4	wlsxWlanStationStatsEntry 4
wlanStaRxBytes	1.3.6.1.4.1.14823.2.2.1.5.3.2.1.1.5	wlsxWlanStationStatsEntry 5
wlanStaTxBCastPkts	1.3.6.1.4.1.14823.2.2.1.5.3.2.1.1.6	wlsxWlanStationStatsEntry 6
wlanStaRxBCastBytes	1.3.6.1.4.1.14823.2.2.1.5.3.2.1.1.7	wlsxWlanStationStatsEntry 7
wlanStaTxMCastPkts	1.3.6.1.4.1.14823.2.2.1.5.3.2.1.1.8	wlsxWlanStationStatsEntry 8
wlanStaRxMCastBytes	1.3.6.1.4.1.14823.2.2.1.5.3.2.1.1.9	wlsxWlanStationStatsEntry 9
wlanStaDataPkts	1.3.6.1.4.1.14823.2.2.1.5.3.2.1.1.10	wlsxWlanStationStatsEntry 10
wlanStaCtrlPkts	1.3.6.1.4.1.14823.2.2.1.5.3.2.1.1.11	wlsxWlanStationStatsEntry 11
wlanStaNumAssocRequests	1.3.6.1.4.1.14823.2.2.1.5.3.2.1.1.12	wlsxWlanStationStatsEntry 12
wlanStaNumAuthRequests	1.3.6.1.4.1.14823.2.2.1.5.3.2.1.1.13	wlsxWlanStationStatsEntry 13
wlanStaTxDeauthentications	1.3.6.1.4.1.14823.2.2.1.5.3.2.1.1.14	wlsxWlanStationStatsEntry 14
wlanStaRxDeauthentications	1.3.6.1.4.1.14823.2.2.1.5.3.2.1.1.15	wlsxWlanStationStatsEntry 15
wlanStaFrameRetryRate	1.3.6.1.4.1.14823.2.2.1.5.3.2.1.1.16	wlsxWlanStationStatsEntry 16
wlanStaFrameLowSpeedRate	1.3.6.1.4.1.14823.2.2.1.5.3.2.1.1.17	wlsxWlanStationStatsEntry 17
wlanStaFrameNonUnicastRate	1.3.6.1.4.1.14823.2.2.1.5.3.2.1.1.18	wlsxWlanStationStatsEntry 18
wlanStaFrameFragmentationRate	1.3.6.1.4.1.14823.2.2.1.5.3.2.1.1.19	wlsxWlanStationStatsEntry 19
wlanStaFrameBandwidthRate	1.3.6.1.4.1.14823.2.2.1.5.3.2.1.1.20	wlsxWlanStationStatsEntry 20
wlanStaFrameRetryErrorRate	1.3.6.1.4.1.14823.2.2.1.5.3.2.1.1.21	wlsxWlanStationStatsEntry 21
wlanStaFrameReceiveErrorRate	1.3.6.1.4.1.14823.2.2.1.5.3.2.1.1.22	wlsxWlanStationStatsEntry 22

Table 120 *wlsxWlanStationStatsTable OIDs (Continued)*

Object	Object OID	
wlanStaTxBCastBytes	1.3.6.1.4.1.14823.2.2.1.5.3.2.1.1.23	wlsxWlanStationStatsEntry 23

wlsxWlanStationStatsEntry

Syntax	WlanStationStatsEntry
Max-Access	not-accessible
Status	current
Description	Station stats entry.
Index	{wlanStaPhyAddress}
History	Added in AOS-W 2.3. Updated AOS-W 3.1—description.

wlanStaChannelNum

Syntax	Unsigned32
Max-Access	read-only
Status	current
Description	The channel the station is currently using.
History	Added in AOS-W 2.3. Updated AOS-W 3.1—description.

wlanStaTxPkts

Syntax	Counter32
Max-Access	read-only
Status	current
Description	The number of packets transmitted by this station.
History	Added in AOS-W 2.3. Updated AOS-W 3.1—description.

wlanStaTxBytes

Syntax	Counter32
Max-Access	read-only
Status	current
Description	The number of bytes transmitted by this station.
History	Added in AOS-W 2.3. Updated AOS-W 3.1—description.

wlanStaRxPkts

Syntax	Counter32
Max-Access	read-only
Status	current
Description	The number of packets received by this station.
History	Added in AOS-W 2.3. Updated AOS-W 3.1—description.

wlanStaRxBytes

Syntax	Counter32
Max-Access	read-only
Status	current
Description	The number of bytes received by this station.
History	Added in AOS-W 2.3. Updated AOS-W 3.1—description.

wlanStaTxBCastPkts

Syntax	Counter32
Max-Access	read-only
Status	current
Description	The number of broadcast packets transmitted by this station.
History	Added in AOS-W 2.3. Updated AOS-W 3.1—description.

wlanStaRxBCastBytes

Syntax	Counter32
Max-Access	read-only
Status	current
Description	The number of broadcast bytes transmitted by this station.
History	Added in AOS-W 2.3. Updated AOS-W 3.1—description.

wlanStaTxMCastPkts

Syntax	Counter32
Max-Access	read-only
Status	current
Description	The number of multicast packets transmitted by this station.
History	Added in AOS-W 2.3. Updated AOS-W 3.1—description.

wlanStaRxMCastBytes

Syntax	Counter32
Max-Access	read-only
Status	current
Description	The number of multicast bytes transmitted by this station.
History	Added in AOS-W 2.3. Updated AOS-W 3.1—description.

wlanStaDataPkts

Syntax	Counter32
Max-Access	read-only
Status	current
Description	The total number of data packets transmitted by this station.
History	Added in AOS-W 2.3. Updated AOS-W 3.1—description.

wlanStaCtrlPkts

Syntax	Counter32
Max-Access	read-only
Status	current
Description	The total number of control packets transmitted by this station.
History	Added in AOS-W 2.3. Updated AOS-W 3.1—description.

wlanStaNumAssocRequests

Syntax	Counter32
Max-Access	read-only
Status	current
Description	The number of association requests transmitted by this station.
History	Added in AOS-W 2.3. Updated AOS-W 3.1—description.

wlanStaNumAuthRequests

Syntax	Counter32
Max-Access	read-only
Status	current
Description	The number of authentication requests transmitted by this station.
History	Added in AOS-W 2.3. Updated AOS-W 3.1—description.

wlanStaTxDeauthentications

Syntax	Counter32
Max-Access	read-only
Status	current
Description	The number of deauthentication frames transmitted by this station.
History	Added in AOS-W 2.3. Updated AOS-W 3.1—description.

wlanStaRxDeauthentications

Syntax	Counter32
Max-Access	read-only
Status	current
Description	The number of deauthentication frames received by this station.
History	Added in AOS-W 2.3. Updated AOS-W 3.1—description.

wlanStaFrameRetryRate

Syntax	Integer32
Max-Access	read-only
Status	current
Description	The number of retry packets as a percentage of the total packets transmitted and received by this station.
History	Added in AOS-W 2.3. Updated AOS-W 3.1—description.

wlanStaFrameLowSpeedRate

Syntax	Integer32
Max-Access	read-only
Status	current
Description	The number of low data rate (<= 18 Mbps for A/G bands and <=2 Mbps for B band) packets as a percentage of the total packets transmitted and received by this station.
History	Added in AOS-W 2.3. Updated AOS-W 3.1—description.

wlanStaFrameNonUnicastRate

Syntax	Integer32
Max-Access	read-only
Status	current
Description	The number of broadcast and multicast packets as a percentage of the total packets transmitted by this station.
History	Added in AOS-W 2.3. Updated AOS-W 3.1—description.

wlanStaFrameFragmentationRate

Syntax	Integer32
Max-Access	read-only
Status	current
Description	The number of fragments as a percentage of the total packets transmitted by this station.
History	Added in AOS-W 2.3. Updated AOS-W 3.1—description.

wlanStaFrameBandwidthRate

Syntax	Integer32
Max-Access	read-only
Status	current
Description	The bandwidth of this station in Kbps.
History	Added in AOS-W 2.3. Updated AOS-W 3.1 — description.

wlanStaFrameRetryErrorRate

Syntax	Integer32
Max-Access	read-only
Status	current
Description	The number of error packets as a percentage of the total packets received by this station.
History	Added in AOS-W 2.3. Updated AOS-W 3.1 — description.

wlanStaFrameReceiveErrorRate

Syntax	Integer32
Max-Access	read-only
Status	current
Description	The number of error packets as a percentage of the total packets received by this station.
History	Added in AOS-W 3.2.0.0.

wlanStaTxBCastBytes

Syntax	Counter32
Max-Access	read-only
Status	current
Description	The number of broadcast bytes transmitted by this station.
History	Added in AOS-W 3.2.0.0.

wlsxWlanStaRateStatsTable

The objects of wlsx WLAN Station Rate Stats table provide packet and byte count information for a station. The information is grouped by data rate.

Table 121 *wlsxWlanStaRateStatsTable OIDs*

Object	Object OID	
wlsxWlanStaRateStatsEntry	1.3.6.1.4.1.14823.2.2.1.5.3.2.2.1	wlsxWlanStaRateStatsTable 1
wlanStaTxPktsAt1Mbps	1.3.6.1.4.1.14823.2.2.1.5.3.2.2.1.1	wlsxWlanStaRateStatsEntry 1
wlanStaTxBytesAt1Mbps	1.3.6.1.4.1.14823.2.2.1.5.3.2.2.1.2	wlsxWlanStaRateStatsEntry 2
wlanStaTxPktsAt2Mbps	1.3.6.1.4.1.14823.2.2.1.5.3.2.2.1.3	wlsxWlanStaRateStatsEntry 3
wlanStaTxBytesAt2Mbps	1.3.6.1.4.1.14823.2.2.1.5.3.2.2.1.4	wlsxWlanStaRateStatsEntry 4
wlanStaTxPktsAt5Mbps	1.3.6.1.4.1.14823.2.2.1.5.3.2.2.1.5	wlsxWlanStaRateStatsEntry 5
wlanStaTxBytesAt5Mbps	1.3.6.1.4.1.14823.2.2.1.5.3.2.2.1.6	wlsxWlanStaRateStatsEntry 6
wlanStaTxPktsAt11Mbps	1.3.6.1.4.1.14823.2.2.1.5.3.2.2.1.7	wlsxWlanStaRateStatsEntry 7
wlanStaTxBytesAt11Mbps	1.3.6.1.4.1.14823.2.2.1.5.3.2.2.1.8	wlsxWlanStaRateStatsEntry 8
wlanStaTxPktsAt6Mbps	1.3.6.1.4.1.14823.2.2.1.5.3.2.2.1.9	wlsxWlanStaRateStatsEntry 9
wlanStaTxBytesAt6Mbps	1.3.6.1.4.1.14823.2.2.1.5.3.2.2.1.10	wlsxWlanStaRateStatsEntry 10
wlanStaTxPktsAt12Mbps	1.3.6.1.4.1.14823.2.2.1.5.3.2.2.1.11	wlsxWlanStaRateStatsEntry 11
wlanStaTxBytesAt12Mbps	1.3.6.1.4.1.14823.2.2.1.5.3.2.2.1.12	wlsxWlanStaRateStatsEntry 12
wlanStaTxPktsAt18Mbps	1.3.6.1.4.1.14823.2.2.1.5.3.2.2.1.13	wlsxWlanStaRateStatsEntry 13
wlanStaTxBytesAt18Mbps	1.3.6.1.4.1.14823.2.2.1.5.3.2.2.1.14	wlsxWlanStaRateStatsEntry 14
wlanStaTxPktsAt24Mbps	1.3.6.1.4.1.14823.2.2.1.5.3.2.2.1.15	wlsxWlanStaRateStatsEntry 15
wlanStaTxBytesAt24Mbps	1.3.6.1.4.1.14823.2.2.1.5.3.2.2.1.16	wlsxWlanStaRateStatsEntry 16
wlanStaTxPktsAt36Mbps	1.3.6.1.4.1.14823.2.2.1.5.3.2.2.1.17	wlsxWlanStaRateStatsEntry 17
wlanStaTxBytesAt36Mbps	1.3.6.1.4.1.14823.2.2.1.5.3.2.2.1.18	wlsxWlanStaRateStatsEntry 18
wlanStaTxPktsAt48Mbps	1.3.6.1.4.1.14823.2.2.1.5.3.2.2.1.19	wlsxWlanStaRateStatsEntry 19
wlanStaTxBytesAt48Mbps	1.3.6.1.4.1.14823.2.2.1.5.3.2.2.1.20	wlsxWlanStaRateStatsEntry 20
wlanStaTxPktsAt54Mbps	1.3.6.1.4.1.14823.2.2.1.5.3.2.2.1.21	wlsxWlanStaRateStatsEntry 21
wlanStaTxBytesAt54Mbps	1.3.6.1.4.1.14823.2.2.1.5.3.2.2.1.22	wlsxWlanStaRateStatsEntry 22
wlanStaRxPktsAt1Mbps	1.3.6.1.4.1.14823.2.2.1.5.3.2.2.1.23	wlsxWlanStaRateStatsEntry 23
wlanStaRxBytesAt1Mbps	1.3.6.1.4.1.14823.2.2.1.5.3.2.2.1.24	wlsxWlanStaRateStatsEntry 24
wlanStaRxPktsAt2Mbps	1.3.6.1.4.1.14823.2.2.1.5.3.2.2.1.25	wlsxWlanStaRateStatsEntry 25
wlanStaRxBytesAt2Mbps	1.3.6.1.4.1.14823.2.2.1.5.3.2.2.1.26	wlsxWlanStaRateStatsEntry 26
wlanStaRxPktsAt5Mbps	1.3.6.1.4.1.14823.2.2.1.5.3.2.2.1.27	wlsxWlanStaRateStatsEntry 27
wlanStaRxBytesAt5Mbps	1.3.6.1.4.1.14823.2.2.1.5.3.2.2.1.28	wlsxWlanStaRateStatsEntry 28
wlanStaRxPktsAt11Mbps	1.3.6.1.4.1.14823.2.2.1.5.3.2.2.1.29	wlsxWlanStaRateStatsEntry 29
wlanStaRxBytesAt11Mbps	1.3.6.1.4.1.14823.2.2.1.5.3.2.2.1.30	wlsxWlanStaRateStatsEntry 30

Table 121 *wlsxWlanStaRateStatsTable* OIDs (Continued)

Object	Object OID	
wlanStaRxPktsAt6Mbps	1.3.6.1.4.1.14823.2.2.1.5.3.2.2.1.31	wlsxWlanStaRateStatsEntry 31
wlanStaRxBytesAt6Mbps	1.3.6.1.4.1.14823.2.2.1.5.3.2.2.1.32	wlsxWlanStaRateStatsEntry 32
wlanStaRxPktsAt12Mbps	1.3.6.1.4.1.14823.2.2.1.5.3.2.2.1.33	wlsxWlanStaRateStatsEntry 33
wlanStaRxBytesAt12Mbps	1.3.6.1.4.1.14823.2.2.1.5.3.2.2.1.34	wlsxWlanStaRateStatsEntry 34
wlanStaRxPktsAt18Mbps	1.3.6.1.4.1.14823.2.2.1.5.3.2.2.1.35	wlsxWlanStaRateStatsEntry 35
wlanStaRxBytesAt18Mbps	1.3.6.1.4.1.14823.2.2.1.5.3.2.2.1.36	wlsxWlanStaRateStatsEntry 36
wlanStaRxPktsAt24Mbps	1.3.6.1.4.1.14823.2.2.1.5.3.2.2.1.37	wlsxWlanStaRateStatsEntry 37
wlanStaRxBytesAt24Mbps	1.3.6.1.4.1.14823.2.2.1.5.3.2.2.1.38	wlsxWlanStaRateStatsEntry 38
wlanStaRxPktsAt36Mbps	1.3.6.1.4.1.14823.2.2.1.5.3.2.2.1.39	wlsxWlanStaRateStatsEntry 39
wlanStaRxBytesAt36Mbps	1.3.6.1.4.1.14823.2.2.1.5.3.2.2.1.40	wlsxWlanStaRateStatsEntry 40
wlanStaRxPktsAt48Mbps	1.3.6.1.4.1.14823.2.2.1.5.3.2.2.1.41	wlsxWlanStaRateStatsEntry 41
wlanStaRxBytesAt48Mbps	1.3.6.1.4.1.14823.2.2.1.5.3.2.2.1.42	wlsxWlanStaRateStatsEntry 42
wlanStaRxPktsAt54Mbps	1.3.6.1.4.1.14823.2.2.1.5.3.2.2.1.43	wlsxWlanStaRateStatsEntry 43
wlanStaRxBytesAt54Mbps	1.3.6.1.4.1.14823.2.2.1.5.3.2.2.1.44	wlsxWlanStaRateStatsEntry 44
wlanStaTxPktsAt9Mbps	1.3.6.1.4.1.14823.2.2.1.5.3.2.2.1.45	wlsxWlanStaRateStatsEntry 45
wlanStaTxBytesAt9Mbps	1.3.6.1.4.1.14823.2.2.1.5.3.2.2.1.46	wlsxWlanStaRateStatsEntry 46
wlanStaRxPktsAt9Mbps	1.3.6.1.4.1.14823.2.2.1.5.3.2.2.1.47	wlsxWlanStaRateStatsEntry 47
wlanStaRxBytesAt9Mbps	1.3.6.1.4.1.14823.2.2.1.5.3.2.2.1.48	wlsxWlanStaRateStatsEntry 48

wlsxWlanStaRateStatsEntry

Syntax	wlsxWlanStaRateStatsEntry
Max-Access	not-accessible
Status	current
Description	User entry.
Index	{wlanStaPhyAddress}

wlanStaTxPktsAt1Mbps

Syntax	Counter32
Max-Access	read-only
Status	current
Description	The number of packets transmitted by the station at 1 Mbps rate.

wlanStaTxBytesAt1Mbps

Syntax	Counter32
Max-Access	read-only
Status	current
Description	The number of octets transmitted by the station at 1 Mbps rate.

wlanStaTxPktsAt2Mbps

Syntax	Counter32
Max-Access	read-only
Status	current
Description	The number of packets transmitted by the station at 2 Mbps rate.

wlanStaTxBytesAt2Mbps

Syntax	Counter32
Max-Access	read-only
Status	current
Description	The number of octets transmitted by the station at 2 Mbps rate.

wlanStaTxPktsAt5Mbps

Syntax	Counter32
Max-Access	read-only
Status	current
Description	The number of packets transmitted by the station at 5 Mbps rate.

wlanStaTxBytesAt5Mbps

Syntax	Counter32
Max-Access	read-only
Status	current
Description	The number of octets transmitted by the station at 5 Mbps rate.

wlanStaTxPktsAt11Mbps

Syntax	Counter32
Max-Access	read-only
Status	current
Description	The number of packets transmitted by the station at 11 Mbps rate.

wlanStaTxBytesAt11Mbps

Syntax	Counter32
Max-Access	read-only
Status	current
Description	The number of octets transmitted by the station at 11 Mbps rate.

wlanStaTxPktsAt6Mbps

Syntax	Counter32
Max-Access	read-only
Status	current
Description	The number of packets transmitted by the station at 6 Mbps rate.

wlanStaTxBytesAt6Mbps

Syntax	Counter32
Max-Access	read-only
Status	current
Description	The number of octets transmitted by the station at 6 Mbps rate.

wlanStaTxPktsAt12Mbps

Syntax	Counter32
Max-Access	read-only
Status	current
Description	The number of packets transmitted by the station at 12 Mbps rate.

wlanStaTxBytesAt12Mbps

Syntax	Counter32
Max-Access	read-only
Status	current
Description	The number of octets transmitted by the station at 12 Mbps rate.

wlanStaTxPktsAt18Mbps

Syntax	Counter32
Max-Access	read-only
Status	current
Description	The number of packets transmitted by the station at 18 Mbps rate.

wlanStaTxBytesAt18Mbps

Syntax	Counter32
Max-Access	read-only
Status	current
Description	The number of octets transmitted by the station at 18 Mbps rate.

wlanStaTxPktsAt24Mbps

Syntax	Counter32
Max-Access	read-only
Status	current
Description	The number of packets transmitted by the station at 24 Mbps rate.

wlanStaTxBytesAt24Mbps

Syntax	Counter32
Max-Access	read-only
Status	current
Description	The number of octets transmitted by the station at 24 Mbps rate.

wlanStaTxPktsAt36Mbps

Syntax	Counter32
Max-Access	read-only
Status	current
Description	The number of packets transmitted by the station at 36 Mbps rate.

wlanStaTxBytesAt36Mbps

Syntax	Counter32
Max-Access	read-only
Status	current
Description	The number of octets transmitted by the station at 36 Mbps rate.

wlanStaTxPktsAt48Mbps

Syntax	Counter32
Max-Access	read-only
Status	current
Description	The number of packets transmitted by the station at 48 Mbps rate.

wlanStaTxBytesAt48Mbps

Syntax	Counter32
Max-Access	read-only
Status	current
Description	The number of octets transmitted by the station at 48 Mbps rate.

wlanStaTxPktsAt54Mbps

Syntax	Counter32
Max-Access	read-only
Status	current
Description	The number of packets transmitted by the station at 54 Mbps rate.

wlanStaTxBytesAt54Mbps

Syntax	Counter32
Max-Access	read-only
Status	current
Description	The number of octets transmitted by the station at 54 Mbps rate.

wlanStaRxPktsAt1Mbps

Syntax	Counter32
Max-Access	read-only
Status	current
Description	The number of packets received by the station at 1 Mbps rate.

wlanStaRxBytesAt1Mbps

Syntax	Counter32
Max-Access	read-only
Status	current
Description	The number of octets received by the station at 1 Mbps rate.

wlanStaRxPktsAt2Mbps

Syntax	Counter32
Max-Access	read-only
Status	current
Description	The number of packets received by the station at 2 Mbps rate.

wlanStaRxBytesAt2Mbps

Syntax	Counter32
Max-Access	read-only
Status	current
Description	The number of octets received by the station at 2 Mbps rate.

wlanStaRxPktsAt5Mbps

Syntax	Counter32
Max-Access	read-only
Status	current
Description	The number of packets received by the station at 5 Mbps rate.

wlanStaRxBytesAt5Mbps

Syntax	Counter32
Max-Access	read-only
Status	current
Description	The number of octets received by the station at 5 Mbps rate.

wlanStaRxPktsAt11Mbps

Syntax	Counter32
Max-Access	read-only
Status	current
Description	The number of packets received by the station at 11 Mbps rate.

wlanStaRxBytesAt11Mbps

Syntax	Counter32
Max-Access	read-only
Status	current
Description	The number of octets received by the station at 11 Mbps rate.

wlanStaRxPktsAt6Mbps

Syntax	Counter32
Max-Access	read-only
Status	current
Description	The number of packets received by the station at 6 Mbps rate.

wlanStaRxBytesAt6Mbps

Syntax	Counter32
Max-Access	read-only
Status	current
Description	The number of octets received by the station at 6 Mbps rate.

wlanStaRxPktsAt12Mbps

Syntax	Counter32
Max-Access	read-only
Status	current
Description	The number of packets received by the station at 12 Mbps rate.

wlanStaRxBytesAt12Mbps

Syntax	Counter32
Max-Access	read-only
Status	current
Description	The number of octets received by the station at 12 Mbps rate.

wlanStaRxPktsAt18Mbps

Syntax	Counter32
Max-Access	read-only
Status	current
Description	The number of packets received by the station at 18 Mbps rate.

wlanStaRxBytesAt18Mbps

Syntax	Counter32
Max-Access	read-only
Status	current
Description	The number of octets received by the station at 18 Mbps rate.

wlanStaRxPktsAt24Mbps

Syntax	Counter32
Max-Access	read-only
Status	current
Description	The number of packets received by the station at 24 Mbps rate.

wlanStaRxBytesAt24Mbps

Syntax	Counter32
Max-Access	read-only
Status	current
Description	The number of octets received by the station at 24 Mbps rate.

wlanStaRxPktsAt36Mbps

Syntax	Counter32
Max-Access	read-only
Status	current
Description	The number of packets received by the station at 36 Mbps rate.

wlanStaRxBytesAt36Mbps

Syntax	Counter32
Max-Access	read-only
Status	current
Description	The number of octets received by the station at 36 Mbps rate.

wlanStaRxPktsAt48Mbps

Syntax	Counter32
Max-Access	read-only
Status	current
Description	The number of packets received by the station at 48 Mbps rate.

wlanStaRxBytesAt48Mbps

Syntax	Counter32
Max-Access	read-only
Status	current
Description	The number of octets received by the station at 48 Mbps rate.

wlanStaRxPktsAt54Mbps

Syntax	Counter32
Max-Access	read-only
Status	current
Description	The number of packets received by the station at 54 Mbps rate.

wlanStaRxBytesAt54Mbps

Syntax	Counter32
Max-Access	read-only
Status	current
Description	The number of octets received by the station at 54 Mbps rate.

wlanStaTxPktsAt9Mbps

Syntax	Counter32
Max-Access	read-only
Status	current
Description	The number of packets transmitted by the station at 9 Mbps rate.

wlanStaTxBytesAt9Mbps

Syntax	Counter32
Max-Access	read-only
Status	current
Description	The number of octets transmitted by the station at 9 Mbps rate.

wlanStaRxPktsAt9Mbps

Syntax	Counter32
Max-Access	read-only
Status	current
Description	The number of packets received by the station at 9 Mbps rate.

wlanStaRxBytesAt9Mbps

Syntax	Counter32
Max-Access	read-only
Status	current
Description	The number of octets received by the station at 9 Mbps rate.

wlsxWlanStaDATypeStatsTable

The objects of the wlsx WLAN Station Destination Access Type Stats table provide information of Station statistics that are sorted by destination address (DA).

Table 122 *wlsxWlanStaDATypeStatsTable OIDs*

Object	Object ID	
wlsxWlanStaDATypeStatsEntry	1.3.6.1.4.1.14823.2.2.1.5.3.2.3.1	wlsxWlanStaDATypeStatsTable 1
wlanStaTxDABroadcastPkts	1.3.6.1.4.1.14823.2.2.1.5.3.2.3.1.1	lwlsxWlanStaDATypeStatsEntry 1
wlanStaTxDABroadcastBytes	1.3.6.1.4.1.14823.2.2.1.5.3.2.3.1.2	lwlsxWlanStaDATypeStatsEntry 2
wlanStaTxDAMulticastPkts	1.3.6.1.4.1.14823.2.2.1.5.3.2.3.1.3	lwlsxWlanStaDATypeStatsEntry 3
wlanStaTxDAMulticastBytes	1.3.6.1.4.1.14823.2.2.1.5.3.2.3.1.4	lwlsxWlanStaDATypeStatsEntry 4
wlanStaTxDAUnicastPkts	1.3.6.1.4.1.14823.2.2.1.5.3.2.3.1.5	lwlsxWlanStaDATypeStatsEntry 5
wlanStaTxDAUnicastBytes	1.3.6.1.4.1.14823.2.2.1.5.3.2.3.1.6	lwlsxWlanStaDATypeStatsEntry 6

wlsxWlanStaDATypeStatsEntry

Max-Access	not-accessible
Status	current
Description	User entry
Index	{wlanStaPhyAddress}

wlanStaTxDABroadcastPkts

Syntax	Counter32
Max-Access	read-only
Status	current
Description	The number of broadcast packets transmitted by this station.

wlanStaTxDABroadcastBytes

Syntax	Counter32
Max-Access	read-only
Status	current
Description	The number of broadcast bytes transmitted by this station.

wlanStaTxDAMulticastPkts

Syntax	Counter32
Max-Access	read-only
Status	current
Description	The number of multicast packets transmitted by this station.

wlanStaTxDAMulticastBytes

Syntax	Counter32
Max-Access	read-only
Status	current
Description	The number of multicast bytes transmitted by this station.

wlanStaTxDAUnicastPkts

Syntax	Counter32
Max-Access	read-only
Status	current
Description	The total of unicast packets transmitted by this station.

wlanStaTxDAUnicastBytes

Syntax	Counter32
Max-Access	read-only
Status	current
Description	The total of unicast bytes transmitted by this station.

wlsxWlanStaFrameTypeStatsTable

The objects of the wlsx WLAN Station Frame Type table provide information on the packet and byte counts per station. The information is sorted by frame type.

Table 123 *wlsxWlanStaFrameTypeStatsTable OIDs*

Object	Object ID	
wlsxWlanStaFrameTypeStatsEntry	1.3.6.1.4.1.14823.2.2.1.5.3.2.4.1	wlsxWlanStaFrameTypeStatsTable 1
wlanStaTxMgmtPkts	1.3.6.1.4.1.14823.2.2.1.5.3.2.4.1.1	wlsxWlanStaFrameTypeStatsEntry 1
wlanStaTxMgmtBytes	1.3.6.1.4.1.14823.2.2.1.5.3.2.4.1.2	wlsxWlanStaFrameTypeStatsEntry 2
wlanStaTxCtrlPkts	1.3.6.1.4.1.14823.2.2.1.5.3.2.4.1.3	wlsxWlanStaFrameTypeStatsEntry 3
wlanStaTxCtrlBytes	1.3.6.1.4.1.14823.2.2.1.5.3.2.4.1.4	wlsxWlanStaFrameTypeStatsEntry 4
wlanStaTxDataPkts	1.3.6.1.4.1.14823.2.2.1.5.3.2.4.1.5	wlsxWlanStaFrameTypeStatsEntry 5
wlanStaTxDataBytes	1.3.6.1.4.1.14823.2.2.1.5.3.2.4.1.6	wlsxWlanStaFrameTypeStatsEntry 6
wlanStaRxMgmtPkts	1.3.6.1.4.1.14823.2.2.1.5.3.2.4.1.7	wlsxWlanStaFrameTypeStatsEntry 7
wlanStaRxMgmtBytes	1.3.6.1.4.1.14823.2.2.1.5.3.2.4.1.8	wlsxWlanStaFrameTypeStatsEntry 8
wlanStaRxCtrlPkts	1.3.6.1.4.1.14823.2.2.1.5.3.2.4.1.9	wlsxWlanStaFrameTypeStatsEntry 9
wlanStaRxCtrlBytes	1.3.6.1.4.1.14823.2.2.1.5.3.2.4.110	wlsxWlanStaFrameTypeStatsEntry 10
wlanStaRxDataPkts	1.3.6.1.4.1.14823.2.2.1.5.3.2.4.1.11	wlsxWlanStaFrameTypeStatsEntry 11
wlanStaRxDataBytes	1.3.6.1.4.1.14823.2.2.1.5.3.2.4.1.12	wlsxWlanStaFrameTypeStatsEntry 12

wlswlanStaFrameTypeStatsEntry

Syntax	wlswlanStaFrameTypeStatsEntry
Max-Access	not-accessible
Status	current
Description	User entry
Index	{wlanStaPhyAddress}

wlanStaTxMgmtPkts

Syntax	Counter32
Max-Access	read-only
Status	current
Description	The transmitted management packets from a station.

wlanStaTxMgmtBytes

Syntax	Counter32
Max-Access	read-only
Status	current
Description	The transmitted management bytes from a station.

wlanStaTxCtrlPkts

Syntax	Counter32
Max-Access	read-only
Status	current
Description	The transmitted control packets from a station.

wlanStaTxCtrlBytes

Syntax	Counter32
Max-Access	read-only
Status	current
Description	The transmitted control bytes from a station.

wlanStaTxDataPkts

Syntax	Counter32
Max-Access	read-only
Status	current
Description	The transmitted data packets from a station.

wlanStaTxDataBytes

Syntax	Counter32
Max-Access	read-only
Status	current
Description	The transmitted data bytes observed on this channel.

wlanStaRxMgmtPkts

Syntax	Counter32
Max-Access	read-only
Status	current
Description	The number of received management packets at a station.

wlanStaRxMgmtBytes

Syntax	Counter32
Max-Access	read-only
Status	current
Description	The number of received management bytes at a station.

wlanStaRxCtrlPkts

Syntax	Counter32
Max-Access	read-only
Status	current
Description	The number of received control packets at a station.

wlanStaRxCtrlBytes

Syntax	Counter32
Max-Access	read-only
Status	current
Description	The number of received control bytes at a station.

wlanStaRxDataPkts

Syntax	Counter32
Max-Access	read-only
Status	current
Description	The number of received data packets at a station.

wlanStaRxDataBytes

Syntax	Counter32
Max-Access	read-only
Status	current
Description	The number of received data bytes at a station.

wlsxWlanStaPktSizeStatsTable

The objects of the wlsx WLAN Station Packet Size Statistics table provide information on the packet and byte counts for stations, which are sorted by packet size.

Table 124 *wlsxWlanStaPktSizeStatsTable OIDs*

Object	Object ID	
wlsxWlanStaPktSizeStatsEntry	1.3.6.1.4.1.14823.2.2.1.5.3.2.5.1	wlsxWlanStaPktSizeStatsTable 1
wlanStaTxPkts63Bytes	1.3.6.1.4.1.14823.2.2.1.5.3.2.5.1.1	wlsxWlanStaPktSizeStatsEntry 1
wlanStaTxPkts64To127	1.3.6.1.4.1.14823.2.2.1.5.3.2.5.1.2	wlsxWlanStaPktSizeStatsEntry 2
wlanStaTxPkts128To255	1.3.6.1.4.1.14823.2.2.1.5.3.2.5.1.3	wlsxWlanStaPktSizeStatsEntry 3
wlanStaTxPkts256To511	1.3.6.1.4.1.14823.2.2.1.5.3.2.5.1.4	wlsxWlanStaPktSizeStatsEntry 4
wlanStaTxPkts512To1023	1.3.6.1.4.1.14823.2.2.1.5.3.2.5.1.5	wlsxWlanStaPktSizeStatsEntry 5
wlanStaTxPkts1024To1518	1.3.6.1.4.1.14823.2.2.1.5.3.2.5.1.6	wlsxWlanStaPktSizeStatsEntry 6
wlanStaRxPkts63Bytes	1.3.6.1.4.1.14823.2.2.1.5.3.2.5.1.7	wlsxWlanStaPktSizeStatsEntry 7
wlanStaRxPkts64To127	1.3.6.1.4.1.14823.2.2.1.5.3.2.5.1.8	wlsxWlanStaPktSizeStatsEntry 8
wlanStaRxPkts128To255	1.3.6.1.4.1.14823.2.2.1.5.3.2.5.1.9	wlsxWlanStaPktSizeStatsEntry 9
wlanStaRxPkts256To511	1.3.6.1.4.1.14823.2.2.1.5.3.2.5.1.10	wlsxWlanStaPktSizeStatsEntry 10
wlanStaRxPkts512To1023	1.3.6.1.4.1.14823.2.2.1.5.3.2.5.1.11	wlsxWlanStaPktSizeStatsEntry 11
wlanStaRxPkts1024To1518	1.3.6.1.4.1.14823.2.2.1.5.3.2.5.1.12	wlsxWlanStaPktSizeStatsEntry 12

wlsxWlanStaPktSizeStatsEntry

Syntax	wlsxWlanStaPktSizeStatsEntry
Max-Access	not-accessible
Status	current
Description	User entry.
Index	{wlanStaPhyAddress}

wlanStaTxPkts63Bytes

Syntax	Counter32
Max-Access	read-only
Status	current
Description	The number of packets transmitted by the station that were less than 64 bytes long.

wlanStaTxPkts64To127

Syntax	Counter32
Max-Access	read-only
Status	current
Description	The number of packets transmitted by the station that were between 64 and 127 bytes long.

wlanStaTxPkts128To255

Syntax	Counter32
Max-Access	read-only
Status	current
Description	The number of packets transmitted by the station that were between 128 and 255 bytes long.

wlanStaTxPkts256To511

Syntax	Counter32
Max-Access	read-only
Status	current
Description	The number of packets transmitted by the station that were between 256 and 511 bytes long.

wlanStaTxPkts512To1023

Syntax	Counter32
Max-Access	read-only
Status	current
Description	The number of packets transmitted by the station that were between 512 and 1023 bytes long.

wlanStaTxPkts1024To1518

Syntax	Counter32
Max-Access	read-only
Status	current
Description	The number of packets transmitted by the station that were between 1024 and 1518 bytes long.

wlanStaRxPkts63Bytes

Syntax	Counter32
Max-Access	read-only
Status	current
Description	The number of packets received by the station that were less than 64 bytes long.

wlanStaRxPkts64To127

Syntax	Counter32
Max-Access	read-only
Status	current
Description	The number of packets received by the station that were between 64 and 127 bytes long.

wlanStaRxPkts128To255

Syntax	Counter32
Max-Access	read-only
Status	current
Description	The number of packets received by the station that were between 128 and 255 bytes long.

wlanStaRxPkts256To511

Syntax	Counter32
Max-Access	read-only
Status	current
Description	The number of packets received by the station that were between 256 and 511 bytes long.

wlanStaRxPkts512To1023

Syntax	Counter32
Max-Access	read-only
Status	current
Description	The number of packets received by the station that were between 512 and 1023 bytes long.

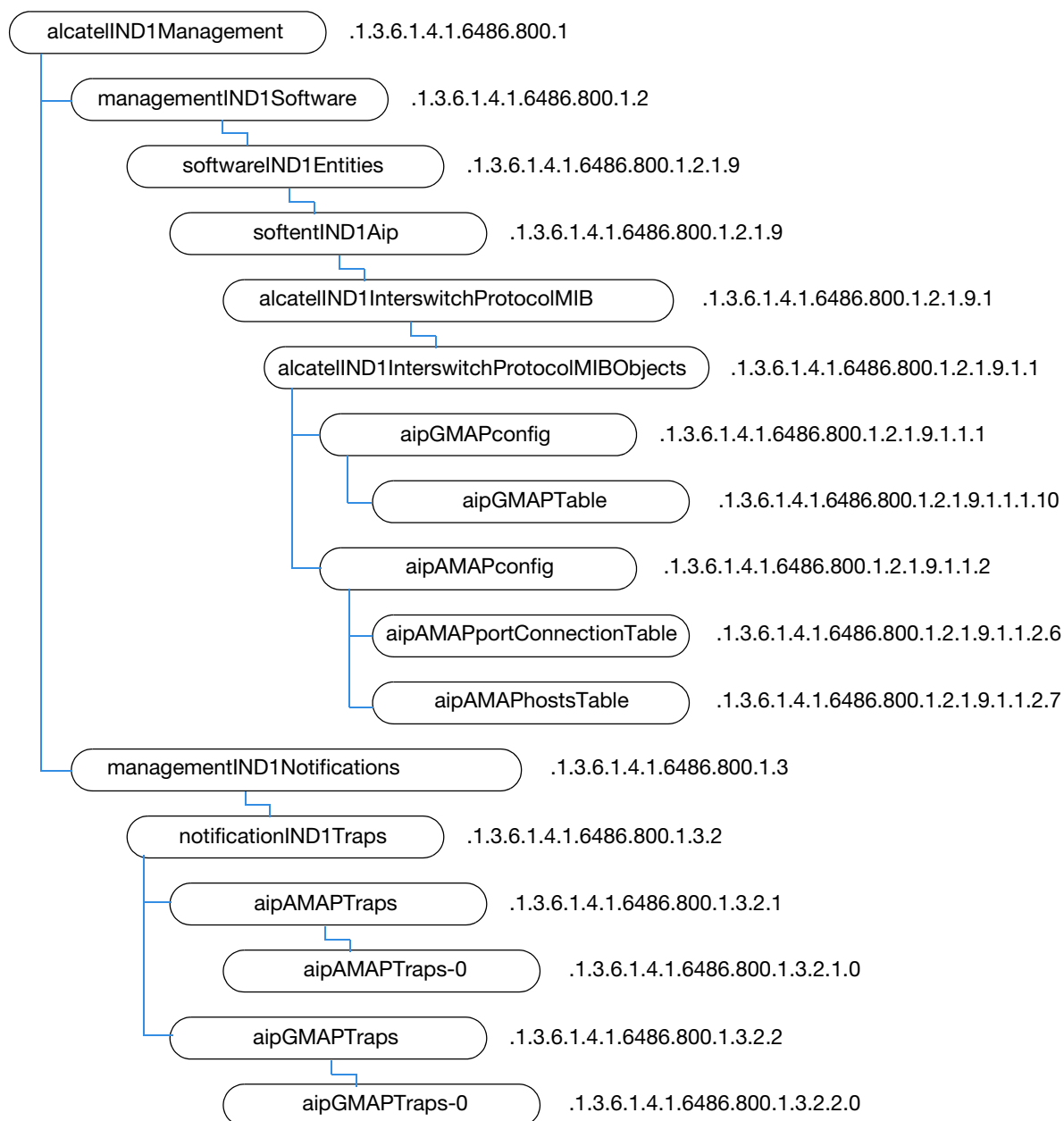
wlanStaRxPkts1024To1518

Syntax	Counter32
Max-Access	read-only
Status	current
Description	The number of packets received by the station that were between 1024 and 1518 bytes long.

The Alcatel Mapping Adjacency Protocol (AMAP). The AMAP protocol provides a mechanism for discovering the topology of Alcatel-Lucent switches, by enabling each switch to determine which switches are adjacent to it.

Figure 21 shows the architecture of the AMAP MIB relative to .1.3.6.1.4.1.6486.800.1 (the `alcatelIND1InterswitchProtocolMIB`). The AMAP MIB objects are listed in the file `AlcatelIND1InterswitchProtocol.my`. For information about downloading MIB files, see [Downloading MIB Files on page 23](#).

Figure 21 AMAP Hierarchy



The AMAP MIB contains the following objects and tables.

Table 125 *alcatelIND1InterswitchProtocolMIB Objects and Tables*

Object/Table	Description
aipGMAPconfig	Group Mobility Advertisement Protocol (GMAP) configuration
aipGMAPTable	GMAP MAC address list
aipAMAPconfig	Alcatel Mapping Adjacency Protocol (AMP) configuration
aipAMAPportConnectionTable	AMAP adjacent switch, local and remote connection index, and Vlan information.
aipAMAPhostsTable	AMAP adjacent switch IP address information.
aipAMAPTraps-0	AMAP notifications
aipGMAPTraps-0	GMAP notifications

aipGMAPconfig

The objects and tables in the Group Mobility Advertisement Protocol (GMAP) group provide information about the GAMP protocol.

Table 126 *aipGMAPconfig OIDs*

Object	Object ID	Object ID
aipGMAPstate	.1.3.6.1.4.1.6486.800.1.2.1.9.1.1.1.1	aipGMAPconfig 1
aipGMAPguptime	.1.3.6.1.4.1.6486.800.1.2.1.9.1.1.1.2	aipGMAPconfig 2
aipGMAPupdatetime	.1.3.6.1.4.1.6486.800.1.2.1.9.1.1.1.3	aipGMAPconfig 3
aipGMAPholdtime	.1.3.6.1.4.1.6486.800.1.2.1.9.1.1.1.4	aipGMAPconfig 4
aipGMAPlastTrapReason	.1.3.6.1.4.1.6486.800.1.2.1.9.1.1.1.5	aipGMAPconfig 5
aipGMAPlastTrapPort	.1.3.6.1.4.1.6486.800.1.2.1.9.1.1.1.6	aipGMAPconfig 6
aipGMAPlastTrapMac	.1.3.6.1.4.1.6486.800.1.2.1.9.1.1.1.7	aipGMAPconfig 7
aipGMAPlastTrapProtocol	.1.3.6.1.4.1.6486.800.1.2.1.9.1.1.1.8	aipGMAPconfig 8
aipGMAPlastTrapVlan	.1.3.6.1.4.1.6486.800.1.2.1.9.1.1.1.9	aipGMAPconfig 9
aipGMAPTable	.1.3.6.1.4.1.6486.800.1.2.1.9.1.1.1.10	aipGMAPconfig 10

aipGMAPstate

Syntax	Integer active (1) Inactive (2)
Max-Access	read-write
Status	current
Description	Current state of the GMAP functionality

aipGMAPgaptime

Syntax	Integer (1..65535)
Max-Access	read-write
Status	current
Description	The time in milliseconds for gaps between successive GMAP protocol packets.

aipGMAPupdatetime

Syntax	Integer (1..65535)
Max-Access	read-write
Status	current
Description	The time in seconds between GMAP update packet generation.

aipGMAPholdtime

Syntax	Integer (1..65535)
Max-Access	read-write
Status	current
Description	The time in minutes that the switch will remember information received in GMAP update packets.

aipGMAPLastTrapReason

Syntax	Integer authenticatedVlan (1), conflictingBindingRule (2), sameProtoDifferentVlansConflict (3), sameVlanDifferentProtocolsConflict (4), nonMobileVlan (5), none (6)
Max-Access	read-only
Status	current
Description	Reason for last GMAP update to not be applied. Valid reasons are: 1 - Target Vlan is an authenticated vlan 2 - Update would conflict with a binding rule 3 - Update would create two different vlan entries for the same protocol 4 - Update would create two different protocol entries for the same vlan 5 - Target vlan is not mobile 6 - No trap has been sent

aipGMAPLastTrapPort

Syntax	Integer (0..65535)
Max-Access	read-only
Status	current
Description	The ifindex number of the last port on which the GMAP change was not applied because of a conflict.

aipGMAPLastTrapMac

Syntax	MacAddress
Max-Access	read-only
Status	current
Description	The last MAC address for which a GMAP change was not applied because of a conflict.

aipGMAPLastTrapProtocol

Syntax	Integer (1..65535)
Max-Access	read-only
Status	current
Description	The protocol identifier of the last GMAP change that was not applied because of a conflict.

aipGMAPLastTrapVlan

Syntax	Integer (0..65535)
Max-Access	read-only
Status	current
Description	The Vlan identifier of the last GMAP change that was not applied because of a conflict.

aipGMAPTable

The objects of the aipGMAP table describe the elements of the GMAP address list.

Table 127 *aipGMAPTable OIDs*

Object	ObjectOID	
aipGMAPTableEntry	.1.3.6.1.4.1.6486.800.1.2.1.9.1.1.1.10.1	aipGMAPTable 1
aipGMAPMacAddr	.1.3.6.1.4.1.6486.800.1.2.1.9.1.1.1.10.1.1	aipGMAPTableEntry 1
aipGMAPProtocol	.1.3.6.1.4.1.6486.800.1.2.1.9.1.1.1.10.1.2	aipGMAPTableEntry 2
aipGMAPVlan	.1.3.6.1.4.1.6486.800.1.2.1.9.1.1.1.10.1.3	aipGMAPTableEntry 3
aipGMAPSrcSwitch	.1.3.6.1.4.1.6486.800.1.2.1.9.1.1.1.10.1.4	aipGMAPTableEntry 4

Table 127 *aipGMAPTable OIDs*

Object	ObjectOID	
aipGMAPFlags	.1.3.6.1.4.1.6486.800.1.2.1.9.1.1.1.10.1.5	aipGMAPTableEntry 5
aipGMAPTimeout	.1.3.6.1.4.1.6486.800.1.2.1.9.1.1.1.10.1.6	aipGMAPTableEntry 6

aipGMAPTableEntry

Syntax	AipGMAPTableEntry
Max-Access	not-accessible
Status	current
Description	GMAP MAC address list.
Index	{ aipGMAPMacAddr, aipGMAPProtocol }

aipGMAPMacAddr

Syntax	MacAddress
Max-Access	read-only
Status	current
Description	The MAC address of a GMAP entry.

aipGMAPProtocol

Syntax	Unsigned32
Max-Access	read-only
Status	current
Description	The protocol identifier for a GMAP entry.

aipGMAPVlan

Syntax	Integer (0..65535)
Max-Access	read-only
Status	current
Description	The Vlan identifier for a GMAP entry.

aipGMAPSrcSwitch

Syntax	MacAddress
Max-Access	read-only
Status	current
Description	The MAC address of the switch that provided the information for a GMAP entry.

aipGMAPFlags

Syntax	Octer String (Size(4))
Max-Access	read-only
Status	current
Description	The flags for a GMAP entry. The least significant byte holds the router flags. The next byte contains the flags from auto-tracker. The most significant 2 bytes are not currently used.

aipGMAPTimeout

Syntax	Integer (1..65535)
Max-Access	read-only
Status	current
Description	Seconds remaining before this entry will age out.

aipAMAPconfig

The objects and tables in the AMAP configuration group provide information about the AMAP protocol

Table 128 *aipAMAPconfig* OIDs

Object/Table	Object ID	
aipAMAPstate	.1.3.6.1.4.1.6486.800.1.2.1.9.1.1.2.1	aipAMAPconfig 1
aipAMAPdisctime	.1.3.6.1.4.1.6486.800.1.2.1.9.1.1.2.2	aipAMAPconfig 2
aipAMAPcommontime	.1.3.6.1.4.1.6486.800.1.2.1.9.1.1.2.3	aipAMAPconfig 3
aipAMAPLastTrapReason	.1.3.6.1.4.1.6486.800.1.2.1.9.1.1.2.4	aipAMAPconfig 4
aipAMAPLastTrapPort	.1.3.6.1.4.1.6486.800.1.2.1.9.1.1.2.5	aipAMAPconfig 5
aipAMAPportConnectionTable	.1.3.6.1.4.1.6486.800.1.2.1.9.1.1.2.6	aipAMAPconfig 6
aipAMAPhostsTable	.1.3.6.1.4.1.6486.800.1.2.1.9.1.1.2.7	aipAMAPconfig 7
aipAMAPVoiceVlan	.1.3.6.1.4.1.6486.800.1.2.1.9.1.1.2.8	aipAMAPconfig 8

aipAMAPstate

Syntax	Integer active (1) inactive (2)
Max-Access	read-write
Status	current
Description	Current state of the AMAP agent.
Default Value	active

aipAMAPdisctime

Syntax	Integer (1..65535)
Max-Access	read-write
Status	current
Description	The time in seconds for interval between hello packets in the initial discovery phase of the AMAP protocol.
Default Value	30

aipAMAPcommontime

Syntax	Integer (1..65535)
Max-Access	read-write
Status	current
Description	The time in seconds for the interval between hello packets at other than the discovery phase.
Default Value	300

aipAMAPLastTrapReason

Syntax	Integer add (1) change (2) remove (3) none (4)
Max-Access	read-only
Status	current
Description	Reason for last change of port status. Valid reasons are: 1 - port added 2 - change of information on existing port 3 - port deleted 4 - no trap has been sent

aipAMAPLastTrapPort

Syntax	Integer (0..65535)
Max-Access	read-only
Status	current
Description	The ifindex number of the port that most recently changed.

aipAMAPVoiceVlan

Syntax	Integer (1..4095)
Max-Access	read-only
Status	current
Description	The user configured VLAN value to be returned in the reply message to an IP Phone.
Default Value	1

aipAMAPportConnectionTable

the aipAMAPportConnection table contains the following objects:

Table 129 aipAMAPportConnectionTable OIDs

Object	Object ID	
aipAMAPportConnectionentry	.1.3.6.1.4.1.6486.800.1.2.1.9.1.1.2.6.1	aipAMAPportConnectionTable 1
aipAMAPLocalConnectionIndex	.1.3.6.1.4.1.6486.800.1.2.1.9.1.1.2.6.1.1	aipAMAPportConnectionentry 1
aipAMAPRemMac	.1.3.6.1.4.1.6486.800.1.2.1.9.1.1.2.6.1.2	aipAMAPportConnectionentry 2
aipAMAPRemConnectionIndex	.1.3.6.1.4.1.6486.800.1.2.1.9.1.1.2.6.1.3	aipAMAPportConnectionentry 3
aipAMAPRemVlan	.1.3.6.1.4.1.6486.800.1.2.1.9.1.1.2.6.1.4	aipAMAPportConnectionentry 4
aipAMAPRemHostname	.1.3.6.1.4.1.6486.800.1.2.1.9.1.1.2.6.1.5	aipAMAPportConnectionentry 5
aipAMAPLocalIndex	.1.3.6.1.4.1.6486.800.1.2.1.9.1.1.2.6.1.6	aipAMAPportConnectionentry 6
aipAMAPLocalSlot	.1.3.6.1.4.1.6486.800.1.2.1.9.1.1.2.6.1.7	aipAMAPportConnectionentry 7
aipAMAPLocalPort	.1.3.6.1.4.1.6486.800.1.2.1.9.1.1.2.6.1.8	aipAMAPportConnectionentry 8
aipAMAPRemSlot	.1.3.6.1.4.1.6486.800.1.2.1.9.1.1.2.6.1.9	aipAMAPportConnectionentry 9
aipAMAPRemPort	.1.3.6.1.4.1.6486.800.1.2.1.9.1.1.2.6.1.10	aipAMAPportConnectionentry 10
aipAMAPRemDeviceType	.1.3.6.1.4.1.6486.800.1.2.1.9.1.1.2.6.1.11	aipAMAPportConnectionentry 11

aipAMAPportConnectionentry

Syntax	AipAMAPportConnectionEntry
Max-Access	not-accessible
Status	current
Description	AMAP adjacent switch, local and remote connection index, and Vlan information.
Index	{ aipAMAPLocalConnectionIndex, aipAMAPRemMac, aipAMAPRemConnectionIndex }

aipAMAPLocalConnectionIndex

Syntax	Integer (0..65535)
Max-Access	read-only
Status	current
Description	The local index number of a connection in the local switch which has an adjacent switch connected. This index is assigned to a connection by the AMAP application running on the local switch.

aipAMAPRemMac

Syntax	MacAddress
Max-Access	read-only
Status	current
Description	The MAC Address of the CMM in the adjacent switch.

aipAMAPRemConnectionIndex

Syntax	Integer (0..65535)
Max-Access	read-only
Status	current
Description	The remote index number of the connection in the adjacent switch to which the local switch has a connection connected. This index is assigned to a connection by the AMAP application running on the adjacent switch.

aipAMAPRemVlan

Syntax	Integer (0..65535)
Max-Access	read-only
Status	current
Description	The remote Vlan to which the connection is connected in the adjacent switch.

aipAMAPRemHostname

Syntax	Octet String (Size(32))
Max-Access	read-only
Status	current
Description	The remote hostname for the adjacent switch.

aipAMAPLocalIndex

Syntax	InterfaceIndex
Max-Access	read-only
Status	current
Description	The local ifindex of the port to which the connection is connected.

aipAMAPLocalSlot

Syntax	Integer (0..65535)
Max-Access	read-only
Status	current
Description	The local slot of the port to which the connection is connected.

aipAMAPLocalPort

Syntax	Integer (0..65535)
Max-Access	read-only
Status	current
Description	The local interface port of the port to which the connection is connected.

aipAMAPRemSlot

Syntax	Integer (0..65535)
Max-Access	read-only
Status	current
Description	The remote slot of the port to which the connection is connected.

aipAMAPRemPort

Syntax	Integer (0..65535)
Max-Access	read-only
Status	current
Description	The remote interface port of the port to which the connection is connected.

aipAMAPRemDeviceType

Syntax	Integer
	unknownDevice (1)
	omniSwitch7700 (2)
	omniSwitch7800 (3)
	omniSwitch8800 (10)
	omniSwitch6624 (20)
	omniSwitch6648 (21)
	omniSwitch6624Fiber (22)
	omniSwitch6624Ver2 (23)
	omniSwitch6648Ver2 (24)
	omniSwitch6824 (30)
	omniSwitch6848 (31)
	omniSwitch6824Fiber (32)
	omniSwitch5slotXOS (40)
	omniSwitch9slotXOS (41)
	omniSwitchRouterXOS (42)
	omniAccess408 (43)
	omniAccess512 (44)
	omniStack2032 (50)
	omniStack4024 (51)
	omniStack5024 (52)
	omniStack6024 (53)
	omniStack6048 (54)
	omniStack6124 (55)
	omniStack6148 (56)
	omniStack8008 (57)
	omniAccess210 (60)
	omniAccess250 (61)
	omniAccess280 (62)
	ipPhone (70)
	omniPCX4400 (71)

Max-Access	read-only
Status	current
Description	The type of device seen on the port.

aipAMAPHostsTable

The aipAMAPHosts table contains the following objects:

Table 130 *aipAMAPHostsTable OIDs*

Object	Object ID	
aipAMAPHostentry	.1.3.6.1.4.1.6486.800.1.2.1.9.1.1.2.7.1	aipAMAPHostsTable 1
aipAMAPHostMac	.1.3.6.1.4.1.6486.800.1.2.1.9.1.1.2.7.1.1	aipAMAPHostentry 1
aipAMAPIpAddr	.1.3.6.1.4.1.6486.800.1.2.1.9.1.1.2.7.1.2	aipAMAPHostentry 2

aipAMAPHostentry

Syntax	AipAMAPHostEntry
Max-Access	not-accessible
Status	current
Description	AMAP adjacent switch IP address information.
Index	{ aipAMAPHostMac, aipAMAPIpAddr }

aipAMAPHostMac

Syntax	IpAddress
Max-Access	read-only
Status	current
Description	The MAC Address of the CMM in the adjacent switch.

aipAMAPIpAddr

Syntax	IpAddress
Max-Access	read-only
Status	current
Description	An IP address of the adjacent switch.

aipAMAPTraps-0

The following AMAP traps are defined in this MIB:

Table 131 *aipAMAPTraps OIDs*

Object	Object ID	
aipAMAPStatusTrap	.1.3.6.1.4.1.6486.800.1.3.2.1.0.1	aipAMAPTraps 0 1

aipAMAPStatusTrap

Objects	{ aipAMAPLastTrapReason, aipAMAPLastTrapPort }
Status	current
Description	An AMAP port status change and reason.

aipGMAPTraps-0

The following GMAP traps are defined in this MIB:

Table 132 *aipGMAPTraps OIDs*

Object	Object ID	
aipGMAPConflictTrap	.1.3.6.1.4.1.6486.800.1.3.2.2.0.1	aipGMAPTraps 0 1

aipGMAPConflictTrap

Objects	{ aipGMAPLastTrapReason, aipGMAPLastTrapPort, aipGMAPLastTrapMac, aipGMAPLastTrapProtocol, aipGMAPLastTrapVlan }
Status	current
Description	A GMAP update conflict.

This section provides lists of the SNMP MIB OIDs that are related to AOS-W.

The first table (Table 133) defines the sysObjectIds for Alcatel-Lucent, Inc. products. The second table below (Table 134) defines the enterprise OIDs from the Alcatel-Lucent Networks private MIBs, which are used in Alcatel-Lucent wireless switch products. The third table (Table 135) shows the OIDs from the Alcatel Internetworking AMAP MIB.

Table 133 *SNMP sysObjectIDs for Alcatel-Lucent products*

SNMP MIB	OID
alcatel	.1.3.6.1.4.1.6486
Alcatel-Lucent internetworking base MIB	.1.3.6.1.4.1.6486.800
OAW-6000 Wireless Switch	.1.3.6.1.4.1.6486.800.1.1.2.2.2.1.1.4
OAW-6000-PS2 (chassis for non-PoE configurations)	.1.3.6.1.4.1.6486.800.1.1.2.2.2.1.1.4.1.1
OAW-6000-PS4 (chassis for PoE configurations)	.1.3.6.1.4.1.6486.800.1.1.2.2.2.1.1.4.1.1
OAW-SC-1-48 (Supervisor Card I)	.1.3.6.1.4.1.6486.800.1.1.2.2.2.1.1.4.4.1
OAW-SC-1-128 (Supervisor Card I)	.1.3.6.1.4.1.6486.800.1.1.2.2.2.1.1.4.4.1
OAW-SC-2-256	.1.3.6.1.4.1.6486.800.1.1.2.2.2.1.1.4.4.3
OAW-LC-2G	.1.3.6.1.4.1.6486.800.1.1.2.2.2.1.1.4.4.4
OAW-LC-2G24F	.1.3.6.1.4.1.6486.800.1.1.2.2.2.1.1.4.4.5
OAW-LC-2G24FP	.1.3.6.1.4.1.6486.800.1.1.2.2.2.1.1.4.4.6
OAW-S3-C-2X10G	.1.3.6.1.4.1.6486.800.1.1.2.2.2.1.1.4.4.7
OAW-S3-0-2X10G	.1.3.6.1.4.1.6486.800.1.1.2.2.2.1.1.4.4.7
OAW-S3-CS-2X10G	.1.3.6.1.4.1.6486.800.1.1.2.2.2.1.1.4.4.7
OAW-S3-0S-2X10G	.1.3.6.1.4.1.6486.800.1.1.2.2.2.1.1.4.4.7
OAW-4324 Wireless Switch	.1.3.6.1.4.1.6486.800.1.1.2.2.2.1.1.2
OAW-4308 Wireless Switch	.1.3.6.1.4.1.6486.800.1.1.2.2.2.1.1.3
OAW-4302 Wireless Switch	.1.3.6.1.4.1.6486.800.1.1.2.2.2.1.1.5
OAW-4504 Wireless Switch	.1.3.6.1.4.1.6486.800.1.1.2.2.2.1.1.6
OAW-4604 Wireless Switch	.1.3.6.1.4.1.6486.800.1.1.2.2.2.1.1.7
OAW-4704 Wireless Switch	.1.3.6.1.4.1.6486.800.1.1.2.2.2.1.1.8
OAW-AP60	.1.3.6.1.4.1.6486.800.1.1.2.2.2.1.2.1
OAW-AP61	.1.3.6.1.4.1.6486.800.1.1.2.2.2.1.2.2
OAW-AP70	.1.3.6.1.4.1.6486.800.1.1.2.2.2.1.2.3
OAW-AP80SB	.1.3.6.1.4.1.6486.800.1.1.2.2.2.1.2.4

Table 133 *SNMP sysObjectIDs for Alcatel-Lucent products*

SNMP MIB	OID
OAW-AP80M	.1.3.6.1.4.1.6486.800.1.1.2.2.2.1.2.5
OAW-AP65	.1.3.6.1.4.1.6486.800.1.1.2.2.2.1.2.6
OAW-AP40	.1.3.6.1.4.1.6486.800.1.1.2.2.2.1.2.7
OAW-AP85	.1.3.6.1.4.1.6486.800.1.1.2.2.2.1.2.8
OAW-AP41	.1.3.6.1.4.1.6486.800.1.1.2.2.2.1.2.9

The following table provides the OIDs for objects from the Alcatel-Lucent Networks enterprise MIBs, which are used in Alcatel-Lucent wireless switch products.

Table 134 *SNMP OIDs for Alcatel-Lucent Enterprise MIB modules*

SNMP MIB	OID
aruba	.1.3.6.1.4.1.14823
arubaEnterpriseMibModules	.1.3.6.1.4.1.14823.2
common	.1.3.6.1.4.1.14823.2.1
switch	.1.3.6.1.4.1.14823.2.2
wlsxEnterpriseMibModules	.1.3.6.1.4.1.14823.2.2.1
wlsxSwitchMIB	.1.3.6.1.4.1.14823.2.2.1.1
wlsxSystemXGroup	.1.3.6.1.4.1.14823.2.2.1.1.1
wlsxHostname	.1.3.6.1.4.1.14823.2.2.1.1.1.1
wlsxModelName	.1.3.6.1.4.1.14823.2.2.1.1.1.2
wlsxSwitchIp	.1.3.6.1.4.1.14823.2.2.1.1.1.3
wlsxSwitchRole	.1.3.6.1.4.1.14823.2.2.1.1.1.4
wlsxSwitchMasterIp	.1.3.6.1.4.1.14823.2.2.1.1.1.5
wlsxSwitchListTable	.1.3.6.1.4.1.14823.2.2.1.1.1.6
wlsxSwitchListEntry	.1.3.6.1.4.1.14823.2.2.1.1.1.6.1
switchListSwitchIPAddress	.1.3.6.1.4.1.14823.2.2.1.1.1.6.1.1
switchListSwitchRole	.1.3.6.1.4.1.14823.2.2.1.1.1.6.1.2
wlsxSwitchLicenseCoun	.1.3.6.1.4.1.14823.2.2.1.1.1.7
wlsxSwitchLicenseTable	.1.3.6.1.4.1.14823.2.2.1.1.1.8
wlsxLicenseEntry	.1.3.6.1.4.1.14823.2.2.1.1.1.8.1
licenseIndex	.1.3.6.1.4.1.14823.2.2.1.1.1.8.1.1
licenseKey	.1.3.6.1.4.1.14823.2.2.1.1.1.8.1.2
licenseInstalled	.1.3.6.1.4.1.14823.2.2.1.1.1.8.1.3
licenseExpires	.1.3.6.1.4.1.14823.2.2.1.1.1.8.1.4

Table 134 SNMP OIDs for Alcatel-Lucent Enterprise MIB modules (Continued)

SNMP MIB	OID
licenseFlags	.1.3.6.1.4.1.14823.2.2.1.1.1.8.1.5
licenseService	.1.3.6.1.4.1.14823.2.2.1.1.1.8.1.6
wlsxSysXProcessorTable	.1.3.6.1.4.1.14823.2.2.1.1.1.9
wlsxSysXProcessorEntry	.1.3.6.1.4.1.14823.2.2.1.1.1.9.1
sysXProcessorID	.1.3.6.1.4.1.14823.2.2.1.1.1.9.1.1
sysXProcessorDescr	.1.3.6.1.4.1.14823.2.2.1.1.1.9.1.2
sysXProcessorLoad	.1.3.6.1.4.1.14823.2.2.1.1.1.9.1.3
wlsxSysXStorageTable	.1.3.6.1.4.1.14823.2.2.1.1.1.10
wlsxSysXStorageEntry	.1.3.6.1.4.1.14823.2.2.1.1.1.10.1
sysXStorageIndex	.1.3.6.1.4.1.14823.2.2.1.1.1.10.1.1
sysXStorageType	.1.3.6.1.4.1.14823.2.2.1.1.1.10.1.2
sysXStorageSize	.1.3.6.1.4.1.14823.2.2.1.1.1.10.1.3
sysXStorageUsed	.1.3.6.1.4.1.14823.2.2.1.1.1.10.1.4
sysXStorageName	.1.3.6.1.4.1.14823.2.2.1.1.1.10.1.5
wlsxSysXMemoryTable	.1.3.6.1.4.1.14823.2.2.1.1.1.11
wlsxSysXMemoryEntry	.1.3.6.1.4.1.14823.2.2.1.1.1.11.1
sysXMemoryIndex	.1.3.6.1.4.1.14823.2.2.1.1.1.11.1.1
sysXMemorySize	.1.3.6.1.4.1.14823.2.2.1.1.1.11.1.2
sysXMemoryUsed	.1.3.6.1.4.1.14823.2.2.1.1.1.11.1.3
sysXMemoryFree	.1.3.6.1.4.1.14823.2.2.1.1.1.11.1.4
wlsxSwitchLicenseSerialNumber	.1.3.6.1.4.1.14823.2.2.1.1.1.12
wlsxUserInfoGroup	.1.3.6.1.4.1.14823.2.2.1.1.2
wlsxSwitchUserTable	.1.3.6.1.4.1.14823.2.2.1.1.2.1
wlsxSwitchUserEntry	.1.3.6.1.4.1.14823.2.2.1.1.2.1.1
userIpAddress	.1.3.6.1.4.1.14823.2.2.1.1.2.1.1.1
userPhyAddress	.1.3.6.1.4.1.14823.2.2.1.1.2.1.1.2
userName	.1.3.6.1.4.1.14823.2.2.1.1.2.1.1.3
userRole	.1.3.6.1.4.1.14823.2.2.1.1.2.1.1.4
userUpTime	.1.3.6.1.4.1.14823.2.2.1.1.2.1.1.5
userAuthenticationMethod	.1.3.6.1.4.1.14823.2.2.1.1.2.1.1.6
userLocation	.1.3.6.1.4.1.14823.2.2.1.1.2.1.1.7
userServerName	.1.3.6.1.4.1.14823.2.2.1.1.2.1.1.8
userConnectedVlan	.1.3.6.1.4.1.14823.2.2.1.1.2.1.1.9
userConnectedSlot	.1.3.6.1.4.1.14823.2.2.1.1.2.1.1.10

Table 134 SNMP OIDs for Alcatel-Lucent Enterprise MIB modules (Continued)

SNMP MIB	OID
userConnectedPort	.1.3.6.1.4.1.14823.2.2.1.1.2.1.1.11
userBWContractName	.1.3.6.1.4.1.14823.2.2.1.1.2.1.1.12
userBWContractUsage	.1.3.6.1.4.1.14823.2.2.1.1.2.1.1.13
wlsxSwitchStationMgmtTable	.1.3.6.1.4.1.14823.2.2.1.1.2.2
wlsxSwitchStationMgmtEntry	.1.3.6.1.4.1.14823.2.2.1.1.2.2.1
staPhyAddress	.1.3.6.1.4.1.14823.2.2.1.1.2.2.1.1
staAccessPointBSSID	.1.3.6.1.4.1.14823.2.2.1.1.2.2.1.2
staUserName	.1.3.6.1.4.1.14823.2.2.1.1.2.2.1.3
staUserRole	.1.3.6.1.4.1.14823.2.2.1.1.2.2.1.4
staAssociationID	.1.3.6.1.4.1.14823.2.2.1.1.2.2.1.5
staAccessPointESSID	.1.3.6.1.4.1.14823.2.2.1.1.2.2.1.6
staSignalToNoiseRatio	.1.3.6.1.4.1.14823.2.2.1.1.2.2.1.7
staTransmitRate	.1.3.6.1.4.1.14823.2.2.1.1.2.2.1.8
staReceiveRate	.1.3.6.1.4.1.14823.2.2.1.1.2.2.1.9
wlsxSwitchStationStatsTable	.1.3.6.1.4.1.14823.2.2.1.1.2.3
wlsxSwitchStationStatsEntry	.1.3.6.1.4.1.14823.2.2.1.1.2.3.1
staTxPackets	.1.3.6.1.4.1.14823.2.2.1.1.2.3.1.1
staTxBytes	.1.3.6.1.4.1.14823.2.2.1.1.2.3.1.2
staRxPackets	.1.3.6.1.4.1.14823.2.2.1.1.2.3.1.3
staRxBytes	.1.3.6.1.4.1.14823.2.2.1.1.2.3.1.4
staBwRate	.1.3.6.1.4.1.14823.2.2.1.1.2.3.1.5
staFrameRetryRate	.1.3.6.1.4.1.14823.2.2.1.1.2.3.1.6
staFrameLowSpeedRate	.1.3.6.1.4.1.14823.2.2.1.1.2.3.1.7
staFrameNonUnicastRate	.1.3.6.1.4.1.14823.2.2.1.1.2.3.1.8
staFrameFragmentationRate	.1.3.6.1.4.1.14823.2.2.1.1.2.3.1.9
staFrameReceiveErrorRate	.1.3.6.1.4.1.14823.2.2.1.1.2.3.1.10
wlsxAccessPointInfoGroup	.1.3.6.1.4.1.14823.2.2.1.1.3
wlsxSwitchTotalNumAccessPoints	.1.3.6.1.4.1.14823.2.2.1.1.3.1
wlsxSwitchTotalNumStationsAssociated	.1.3.6.1.4.1.14823.2.2.1.1.3.2
wlsxSwitchAccessPointTable	.1.3.6.1.4.1.14823.2.2.1.1.3.3
wlsxSwitchAccessPointEntry	.1.3.6.1.4.1.14823.2.2.1.1.3.3.1
apBSSID	.1.3.6.1.4.1.14823.2.2.1.1.3.3.1.1
apESSID	.1.3.6.1.4.1.14823.2.2.1.1.3.3.1.2
apSlot	.1.3.6.1.4.1.14823.2.2.1.1.3.3.1.3

Table 134 SNMP OIDs for Alcatel-Lucent Enterprise MIB modules (Continued)

SNMP MIB	OID
apPort	.1.3.6.1.4.1.14823.2.2.1.1.3.3.1.4
apIpAddress	.1.3.6.1.4.1.14823.2.2.1.1.3.3.1.5
apPhyType	.1.3.6.1.4.1.14823.2.2.1.1.3.3.1.6
apType	.1.3.6.1.4.1.14823.2.2.1.1.3.3.1.7
apCurrentChannel	.1.3.6.1.4.1.14823.2.2.1.1.3.3.1.8
apLocation	.1.3.6.1.4.1.14823.2.2.1.1.3.3.1.9
apTotalTime	.1.3.6.1.4.1.14823.2.2.1.1.3.3.1.10
apInactiveTime	.1.3.6.1.4.1.14823.2.2.1.1.3.3.1.11
apLoadBalancing	.1.3.6.1.4.1.14823.2.2.1.1.3.3.1.12
apChannelNoise	.1.3.6.1.4.1.14823.2.2.1.1.3.3.1.13
apSignalToNoiseRatio	.1.3.6.1.4.1.14823.2.2.1.1.3.3.1.14
apTransmitRate	.1.3.6.1.4.1.14823.2.2.1.1.3.3.1.15
apReceiveRate	.1.3.6.1.4.1.14823.2.2.1.1.3.3.1.16
wlsxSwitchGlobalAPTable	.1.3.6.1.4.1.14823.2.2.1.1.3.4
wlsxSwitchGlobalAPEntry	.1.3.6.1.4.1.14823.2.2.1.1.3.4.1
globalAPLocation	.1.3.6.1.4.1.14823.2.2.1.1.3.4.1.1
globalAPAddress	.1.3.6.1.4.1.14823.2.2.1.1.3.4.1.2
globalAPLocalSwitch	.1.3.6.1.4.1.14823.2.2.1.1.3.4.1.3
globalAPdot11aPhyAddr	.1.3.6.1.4.1.14823.2.2.1.1.3.4.1.4
globalAPdot11bPhyAddr	.1.3.6.1.4.1.14823.2.2.1.1.3.4.1.5
globalAPState	.1.3.6.1.4.1.14823.2.2.1.1.3.4.1.6
globalAPdot11gPhyAddr	.1.3.6.1.4.1.14823.2.2.1.1.3.4.1.7
wlsxSwitchAccessPointStatsTable	.1.3.6.1.4.1.14823.2.2.1.1.3.5
wlsxSwitchAccessPointStatsEntry	.1.3.6.1.4.1.14823.2.2.1.1.3.5.1
apStatsChannel	.1.3.6.1.4.1.14823.2.2.1.1.3.5.1.1
apChannelBwRate	.1.3.6.1.4.1.14823.2.2.1.1.3.5.1.2
apChannelFrameRetryRate	.1.3.6.1.4.1.14823.2.2.1.1.3.5.1.3
apChannelFrameLowSpeedRate	.1.3.6.1.4.1.14823.2.2.1.1.3.5.1.4
apChannelFrameNonUnicastRate	.1.3.6.1.4.1.14823.2.2.1.1.3.5.1.5
apChannelFrameFragmentationRate	.1.3.6.1.4.1.14823.2.2.1.1.3.5.1.6
apChannelFrameReceiveErrorRate	.1.3.6.1.4.1.14823.2.2.1.1.3.5.1.7
apBSSTxPackets	.1.3.6.1.4.1.14823.2.2.1.1.3.5.1.8
apBSSTxBytes	.1.3.6.1.4.1.14823.2.2.1.1.3.5.1.9
apBSSRxPackets	.1.3.6.1.4.1.14823.2.2.1.1.3.5.1.10

Table 134 SNMP OIDs for Alcatel-Lucent Enterprise MIB modules (Continued)

SNMP MIB	OID
apBSSRxBytes	.1.3.6.1.4.1.14823.2.2.1.1.3.5.1.11
apBSSBwRate	.1.3.6.1.4.1.14823.2.2.1.1.3.5.1.12
apBSSFrameRetryRate	.1.3.6.1.4.1.14823.2.2.1.1.3.5.1.13
apBSSFrameLowSpeedRate	.1.3.6.1.4.1.14823.2.2.1.1.3.5.1.14
apBSSFrameNonUnicastRate	.1.3.6.1.4.1.14823.2.2.1.1.3.5.1.15
apBSSFrameFragmentationRate	.1.3.6.1.4.1.14823.2.2.1.1.3.5.1.16
apBSSFrameReceiveErrorRate	.1.3.6.1.4.1.14823.2.2.1.1.3.5.1.17
wlsxSwitchTraps	.1.3.6.1.4.1.14823.2.2.1.1.100
wlsxSwitchTrapObjectsGroup	.1.3.6.1.4.1.14823.2.2.1.1.100.100
wlsxAuthServerName	.1.3.6.1.4.1.14823.2.2.1.1.100.100.1
wlsxAuthServerTimeout	.1.3.6.1.4.1.14823.2.2.1.1.100.100.2
wlsxFanNumber	.1.3.6.1.4.1.14823.2.2.1.1.100.100.4
wlsxLineCardNumber	.1.3.6.1.4.1.14823.2.2.1.1.100.100.5
wlsxVoltageType	.1.3.6.1.4.1.14823.2.2.1.1.100.100.6
wlsxVoltageValue	.1.3.6.1.4.1.14823.2.2.1.1.100.100.7
wlsxTemperatureValue	.1.3.6.1.4.1.14823.2.2.1.1.100.100.8
wlsxProcessName	.1.3.6.1.4.1.14823.2.2.1.1.100.100.9
wlsxStationMacAddress	.1.3.6.1.4.1.14823.2.2.1.1.100.100.10
wlsxStationBlackListReason	.1.3.6.1.4.1.14823.2.2.1.1.100.100.11
wlsxSpoofedIpAddress	.1.3.6.1.4.1.14823.2.2.1.1.100.100.12
wlsxSpoofedOldPhyAddress	.1.3.6.1.4.1.14823.2.2.1.1.100.100.13
wlsxSpoofedNewPhyAddress	.1.3.6.1.4.1.14823.2.2.1.1.100.100.14
wlsxDBName	.1.3.6.1.4.1.14823.2.2.1.1.100.100.15
wlsxDBUserName	.1.3.6.1.4.1.14823.2.2.1.1.100.100.16
wlsxDBIpAddress	.1.3.6.1.4.1.14823.2.2.1.1.100.100.17
wlsxDBType	.1.3.6.1.4.1.14823.2.2.1.1.100.100.18
wlsxVrID	.1.3.6.1.4.1.14823.2.2.1.1.100.100.19
wlsxVrMasterIp	.1.3.6.1.4.1.14823.2.2.1.1.100.100.20
wlsxVrrpOperState	.1.3.6.1.4.1.14823.2.2.1.1.100.100.21
wlsxApTxPower	.1.3.6.1.4.1.14823.2.2.1.1.100.100.22
wlsxESIServerGrpName	.1.3.6.1.4.1.14823.2.2.1.1.100.100.23
wlsxESIServerName	.1.3.6.1.4.1.14823.2.2.1.1.100.100.24
wlsxESIServerIpAddress	.1.3.6.1.4.1.14823.2.2.1.1.100.100.25
wlsxLicenseDaysRemaining	.1.3.6.1.4.1.14823.2.2.1.1.100.100.26

Table 134 SNMP OIDs for Alcatel-Lucent Enterprise MIB modules (Continued)

SNMP MIB	OID
wlsxSlotNumber	.1.3.6.1.4.1.14823.2.2.1.1.100.100.27
wlsxSwitchIPChanged	.1.3.6.1.4.1.14823.2.2.1.1.100.1001
wlsxSwitchRoleChange	.1.3.6.1.4.1.14823.2.2.1.1.100.1002
wlsxUserEntryCreated	.1.3.6.1.4.1.14823.2.2.1.1.100.1003
wlsxUserEntryDeleted	.1.3.6.1.4.1.14823.2.2.1.1.100.1004
wlsxUserEntryAuthenticated	.1.3.6.1.4.1.14823.2.2.1.1.100.1005
wlsxUserEntryDeAuthenticated	.1.3.6.1.4.1.14823.2.2.1.1.100.1006
wlsxUserAuthenticationFailed	.1.3.6.1.4.1.14823.2.2.1.1.100.1007
wlsxAuthServerReqTimedOut	.1.3.6.1.4.1.14823.2.2.1.1.100.1008
wlsxAuthServerTimedOu	.1.3.6.1.4.1.14823.2.2.1.1.100.1009
wlsxAuthServerIsUp	.1.3.6.1.4.1.14823.2.2.1.1.100.1010
wlsxAuthMaxUserEntries	.1.3.6.1.4.1.14823.2.2.1.1.100.1011
wlsxAuthMaxAclEntries	.1.3.6.1.4.1.14823.2.2.1.1.100.1012
wlsxAuthMaxBWContracts	.1.3.6.1.4.1.14823.2.2.1.1.100.1013
wlsxPowerSupplyFailure	.1.3.6.1.4.1.14823.2.2.1.1.100.1014
wlsxFanFailure	.1.3.6.1.4.1.14823.2.2.1.1.100.1015
wlsxOutOfRangeVoltage	.1.3.6.1.4.1.14823.2.2.1.1.100.1016
wlsxOutOfRangeTemperature	.1.3.6.1.4.1.14823.2.2.1.1.100.1017
wlsxLCInserted	.1.3.6.1.4.1.14823.2.2.1.1.100.1018
wlsxSCInserted	.1.3.6.1.4.1.14823.2.2.1.1.100.1019
wlsxGBICInserted	.1.3.6.1.4.1.14823.2.2.1.1.100.1020
wlsxProcessDied	.1.3.6.1.4.1.14823.2.2.1.1.100.1021
wlsxProcessExceedsMemoryLimits	.1.3.6.1.4.1.14823.2.2.1.1.100.1022
wlsxLowOnFlashSpace	.1.3.6.1.4.1.14823.2.2.1.1.100.1023
wlsxLowMemory	.1.3.6.1.4.1.14823.2.2.1.1.100.1024
wlsxFanTrayRemoved	.1.3.6.1.4.1.14823.2.2.1.1.100.1025
wlsxFanTrayInserted	.1.3.6.1.4.1.14823.2.2.1.1.100.1026
wlsxLCRemoved	.1.3.6.1.4.1.14823.2.2.1.1.100.1027
wlsxSCRemoved	.1.3.6.1.4.1.14823.2.2.1.1.100.1028
wlsxPowerSupplyMissing	.1.3.6.1.4.1.14823.2.2.1.1.100.1029
wlsxAccessPointsUp	.1.3.6.1.4.1.14823.2.2.1.1.100.1030
wlsxAccessPointsDown	.1.3.6.1.4.1.14823.2.2.1.1.100.1031
wlsxCoverageHoleDetected	.1.3.6.1.4.1.14823.2.2.1.1.100.1032
wlsxChannelChanged	.1.3.6.1.4.1.14823.2.2.1.1.100.1033

Table 134 SNMP OIDs for Alcatel-Lucent Enterprise MIB modules (Continued)

SNMP MIB	OID
wlsxStationAddedToBlackList	.1.3.6.1.4.1.14823.2.2.1.1.100.1034
wlsxStationRemovedFromBlackList	.1.3.6.1.4.1.14823.2.2.1.1.100.1035
wlsxIpSpoofingDetected	.1.3.6.1.4.1.14823.2.2.1.1.100.1036
wlsxDBCommunicationFailure	.1.3.6.1.4.1.14823.2.2.1.1.100.1037
wlsxVrrpStateChange	.1.3.6.1.4.1.14823.2.2.1.1.100.1038
wlsxAPRadioAttributesChanged	.1.3.6.1.4.1.14823.2.2.1.1.100.1039
wlsxESIServerUp	.1.3.6.1.4.1.14823.2.2.1.1.100.1040
wlsxESIServerDown	.1.3.6.1.4.1.14823.2.2.1.1.100.1041
wlsxLicenseExpiry	.1.3.6.1.4.1.14823.2.2.1.1.100.1042
wlsxSystemExtMIB	.1.3.6.1.4.1.14823.2.2.1.2
wlsxSystemExtGroup	.1.3.6.1.4.1.14823.2.2.1.2.1
wlsxSysExtSwitchIp	.1.3.6.1.4.1.14823.2.2.1.2.1.1
wlsxSysExtHostname	.1.3.6.1.4.1.14823.2.2.1.2.1.2
wlsxSysExtModelName	.1.3.6.1.4.1.14823.2.2.1.2.1.3
wlsxSysExtSwitchRole	.1.3.6.1.4.1.14823.2.2.1.2.1.4
wlsxSysExtSwitchMasterIp	.1.3.6.1.4.1.14823.2.2.1.2.1.5
wlsxSysExtSwitchDate	.1.3.6.1.4.1.14823.2.2.1.2.1.6
wlsxSysExtSwitchBaseMacaddress	.1.3.6.1.4.1.14823.2.2.1.2.1.7
wlsxSysExtFanTrayAssemblyNumber	.1.3.6.1.4.1.14823.2.2.1.2.1.8
wlsxSysExtFanTraySerialNumber	.1.3.6.1.4.1.14823.2.2.1.2.1.9
wlsxSysExtInternalTemperature	.1.3.6.1.4.1.14823.2.2.1.2.1.10
wlsxSysExtLicenseSerialNumber	.1.3.6.1.4.1.14823.2.2.1.2.1.11
wlsxSysExtSwitchLicenseCount	.1.3.6.1.4.1.14823.2.2.1.2.1.12
wlsxSysExtProcessorTable	.1.3.6.1.4.1.14823.2.2.1.2.1.13
wlsxSysExtProcessorEntry	.1.3.6.1.4.1.14823.2.2.1.2.1.13.1
sysExtProcessorID	.1.3.6.1.4.1.14823.2.2.1.2.1.13.1.1
sysExtProcessorDescr	.1.3.6.1.4.1.14823.2.2.1.2.1.13.1.2
sysExtProcessorLoad	.1.3.6.1.4.1.14823.2.2.1.2.1.13.1.3
wlsxSysExtStorageTable	.1.3.6.1.4.1.14823.2.2.1.2.1.14
wlsxSysExtStorageEntry	.1.3.6.1.4.1.14823.2.2.1.2.1.14.1
sysExtStorageIndex	.1.3.6.1.4.1.14823.2.2.1.2.1.14.1.1
sysExtStorageType	.1.3.6.1.4.1.14823.2.2.1.2.1.14.1.2
sysExtStorageSize	.1.3.6.1.4.1.14823.2.2.1.2.1.14.1.3
sysExtStorageUsed	.1.3.6.1.4.1.14823.2.2.1.2.1.14.1.4

Table 134 SNMP OIDs for Alcatel-Lucent Enterprise MIB modules (Continued)

SNMP MIB	OID
sysExtStorageName	.1.3.6.1.4.1.14823.2.2.1.2.1.14.1.5
wlsxSysExtMemoryTable	.1.3.6.1.4.1.14823.2.2.1.2.1.15
wlsxSysExtMemoryEntry	.1.3.6.1.4.1.14823.2.2.1.2.1.15.1
sysExtMemoryIndex	.1.3.6.1.4.1.14823.2.2.1.2.1.15.1.1
sysExtMemorySize	.1.3.6.1.4.1.14823.2.2.1.2.1.15.1.2
sysExtMemoryUsed	.1.3.6.1.4.1.14823.2.2.1.2.1.15.1.3
sysExtMemoryFree	.1.3.6.1.4.1.14823.2.2.1.2.1.15.1.4
wlsxSysExtCardTable	.1.3.6.1.4.1.14823.2.2.1.2.1.16
wlsxSysExtCardEntry	.1.3.6.1.4.1.14823.2.2.1.2.1.16.1
sysExtCardSlot	.1.3.6.1.4.1.14823.2.2.1.2.1.16.1.1
sysExtCardType	.1.3.6.1.4.1.14823.2.2.1.2.1.16.1.2
sysExtCardNumOfPorts	.1.3.6.1.4.1.14823.2.2.1.2.1.16.1.3
sysExtCardNumOfFastethernetPorts	.1.3.6.1.4.1.14823.2.2.1.2.1.16.1.4
sysExtCardNumOfGigPorts	.1.3.6.1.4.1.14823.2.2.1.2.1.16.1.5
sysExtCardSerialNo	.1.3.6.1.4.1.14823.2.2.1.2.1.16.1.6
sysExtCardAssemblyNo	.1.3.6.1.4.1.14823.2.2.1.2.1.16.1.7
sysExtCardManufacturingDate	.1.3.6.1.4.1.14823.2.2.1.2.1.16.1.8
sysExtCardHwRevision	.1.3.6.1.4.1.14823.2.2.1.2.1.16.1.9
sysExtCardFpgaRevision	.1.3.6.1.4.1.14823.2.2.1.2.1.16.1.10
sysExtCardSwitchChip	.1.3.6.1.4.1.14823.2.2.1.2.1.16.1.11
sysExtCardStatus	.1.3.6.1.4.1.14823.2.2.1.2.1.16.1.12
sysExtCardUserSlot	.1.3.6.1.4.1.14823.2.2.1.2.1.16.1.13
wlsxSysExtFanTable	.1.3.6.1.4.1.14823.2.2.1.2.1.17
wlsxSysExtFanEntry	.1.3.6.1.4.1.14823.2.2.1.2.1.17.1
sysExtFanIndex	.1.3.6.1.4.1.14823.2.2.1.2.1.17.1.1
sysExtFanStatus	.1.3.6.1.4.1.14823.2.2.1.2.1.17.1.2
wlsxSysExtPowerSupplyTable	.1.3.6.1.4.1.14823.2.2.1.2.1.18
wlsxSysExtPowerSupplyEntry	.1.3.6.1.4.1.14823.2.2.1.2.1.18.1
sysExtPowerSupplyIndex	.1.3.6.1.4.1.14823.2.2.1.2.1.18.1.1
sysExtPowerSupplyStatus	.1.3.6.1.4.1.14823.2.2.1.2.1.18.1.2
wlsxSysExtSwitchListTable	.1.3.6.1.4.1.14823.2.2.1.2.1.19
wlsxSysExtSwitchListEntry	.1.3.6.1.4.1.14823.2.2.1.2.1.19.1
sysExtSwitchIPAddress	.1.3.6.1.4.1.14823.2.2.1.2.1.19.1.1
sysExtSwitchRole	.1.3.6.1.4.1.14823.2.2.1.2.1.19.1.2

Table 134 SNMP OIDs for Alcatel-Lucent Enterprise MIB modules (Continued)

SNMP MIB	OID
sysExtSwitchLocation	.1.3.6.1.4.1.14823.2.2.1.2.1.19.1.3
sysExtSwitchSWVersion	.1.3.6.1.4.1.14823.2.2.1.2.1.19.1.4
sysExtSwitchStatus	.1.3.6.1.4.1.14823.2.2.1.2.1.19.1.5
sysExtSwitchName	.1.3.6.1.4.1.14823.2.2.1.2.1.19.1.6
sysExtSwitchSerNo	.1.3.6.1.4.1.14823.2.2.1.2.1.19.1.7
wlsxSysExtSwitchLicenseTable	.1.3.6.1.4.1.14823.2.2.1.2.1.20
wlsxSysExtLicenseEntry	.1.3.6.1.4.1.14823.2.2.1.2.1.20.1
sysExtLicenseIndex	.1.3.6.1.4.1.14823.2.2.1.2.1.20.1.1
sysExtLicenseKey	.1.3.6.1.4.1.14823.2.2.1.2.1.20.1.2
sysExtLicenseInstalled	.1.3.6.1.4.1.14823.2.2.1.2.1.20.1.3
sysExtLicenseExpires	.1.3.6.1.4.1.14823.2.2.1.2.1.20.1.4
sysExtLicenseFlags	.1.3.6.1.4.1.14823.2.2.1.2.1.20.1.5
sysExtLicenseService	.1.3.6.1.4.1.14823.2.2.1.2.1.20.1.6
wlsxSysExtMMSCompatLevel	.1.3.6.1.4.1.14823.2.2.1.2.1.21
wlsxSysExtMMSConfigID	.1.3.6.1.4.1.14823.2.2.1.2.1.22
wlsxSysExtControllerConfigID	.1.3.6.1.4.1.14823.2.2.1.2.1.23
wlsxSysExtIsMMSConfigUpdateEnabled	.1.3.6.1.4.1.14823.2.2.1.2.1.24
wlsxSysExtSwitchLastReload	.1.3.6.1.4.1.14823.2.2.1.2.1.25
wlsxSysExtLastStatsReset	.1.3.6.1.4.1.14823.2.2.1.2.1.26
wlsxSystemExtTableGenNumberGroup	.1.3.6.1.4.1.14823.2.2.1.2.2
wlsxSysExtUserTableGenNumber	.1.3.6.1.4.1.14823.2.2.1.2.2.1
wlsxSysExtAPBssidTableGenNumber	.1.3.6.1.4.1.14823.2.2.1.2.2.2
wlsxSysExtAPRadioTableGenNumber	.1.3.6.1.4.1.14823.2.2.1.2.2.3
wlsxSysExtAPTableGenNumber	.1.3.6.1.4.1.14823.2.2.1.2.2.4
wlsxSysExtSwitchListTableGenNumber	.1.3.6.1.4.1.14823.2.2.1.2.2.5
wlsxSysExtPortTableGenNumber	.1.3.6.1.4.1.14823.2.2.1.2.2.6
wlsxSysExtVlanTableGenNumber	.1.3.6.1.4.1.14823.2.2.1.2.2.7
wlsxSysExtVlanInterfaceTableGenNumber	.1.3.6.1.4.1.14823.2.2.1.2.2.8
wlsxSysExtLicenseTableGenNumber	.1.3.6.1.4.1.14823.2.2.1.2.2.9
wlsxSysExtMonAPTableGenNumber	.1.3.6.1.4.1.14823.2.2.1.2.2.10
wlsxSysExtMonStationTableGenNumber	.1.3.6.1.4.1.14823.2.2.1.2.2.11
wlsxIfExtMIB	.1.3.6.1.4.1.14823.2.2.1.3
wlsxIfExtGroup	.1.3.6.1.4.1.14823.2.2.1.3.1
wlsxIfExtPortTable	.1.3.6.1.4.1.14823.2.2.1.3.1.1

Table 134 SNMP OIDs for Alcatel-Lucent Enterprise MIB modules (Continued)

SNMP MIB	OID
wslxIfExtPortEntry	.1.3.6.1.4.1.14823.2.2.1.3.1.1.1
ifExtSlotNumber	.1.3.6.1.4.1.14823.2.2.1.3.1.1.1.1
ifExtPortNumber	.1.3.6.1.4.1.14823.2.2.1.3.1.1.1.2
ifExtPortIfIndex	.1.3.6.1.4.1.14823.2.2.1.3.1.1.1.3
ifExtAdminState	.1.3.6.1.4.1.14823.2.2.1.3.1.1.1.4
ifExtOperState	.1.3.6.1.4.1.14823.2.2.1.3.1.1.1.5
ifExtPoeState	.1.3.6.1.4.1.14823.2.2.1.3.1.1.1.6
ifExtIsTrusted	.1.3.6.1.4.1.14823.2.2.1.3.1.1.1.7
ifExtDot1DState	.1.3.6.1.4.1.14823.2.2.1.3.1.1.1.8
ifExtMode	.1.3.6.1.4.1.14823.2.2.1.3.1.1.1.9
ifExtAccessVlanId	.1.3.6.1.4.1.14823.2.2.1.3.1.1.1.10
ifExtTrunkNativeVlanId	.1.3.6.1.4.1.14823.2.2.1.3.1.1.1.11
ifExtTrunkIsAllowedAll	.1.3.6.1.4.1.14823.2.2.1.3.1.1.1.12
ifExtTrunkAllowedVlanList	.1.3.6.1.4.1.14823.2.2.1.3.1.1.1.13
ifExtIngressACLName	.1.3.6.1.4.1.14823.2.2.1.3.1.1.1.14
ifExtEgressACLName	.1.3.6.1.4.1.14823.2.2.1.3.1.1.1.15
ifExtSessionACLName	.1.3.6.1.4.1.14823.2.2.1.3.1.1.1.16
ifExtXsecVlan	.1.3.6.1.4.1.14823.2.2.1.3.1.1.1.17
ifExtIsMonitoring	.1.3.6.1.4.1.14823.2.2.1.3.1.1.1.18
ifExtIsMux	.1.3.6.1.4.1.14823.2.2.1.3.1.1.1.19
ifExtUserSlotNumber	.1.3.6.1.4.1.14823.2.2.1.3.1.1.1.20
ifExtUserPortNumber	.1.3.6.1.4.1.14823.2.2.1.3.1.1.1.21
ifExtPortSpeed	.1.3.6.1.4.1.14823.2.2.1.3.1.1.1.22
ifExtPortDuplex	.1.3.6.1.4.1.14823.2.2.1.3.1.1.1.23
ifExtPortType	.1.3.6.1.4.1.14823.2.2.1.3.1.1.1.24
ifExtDescr	.1.3.6.1.4.1.14823.2.2.1.3.1.1.1.25
wslxIfExtVlanTable	.1.3.6.1.4.1.14823.2.2.1.3.1.2
wslxIfExtVlanEntry	.1.3.6.1.4.1.14823.2.2.1.3.1.2.1
ifExtVlanId	.1.3.6.1.4.1.14823.2.2.1.3.1.2.1.1
ifExtVlanName	.1.3.6.1.4.1.14823.2.2.1.3.1.2.1.2
ifExtVlanStatus	.1.3.6.1.4.1.14823.2.2.1.3.1.2.1.3
wslxIfExtVlanMemberTable	.1.3.6.1.4.1.14823.2.2.1.3.1.3
wslxIfExtVlanMemberEntry	.1.3.6.1.4.1.14823.2.2.1.3.1.3.1
ifExtVlanMemberStatus	.1.3.6.1.4.1.14823.2.2.1.3.1.3.1.1

Table 134 SNMP OIDs for Alcatel-Lucent Enterprise MIB modules (Continued)

SNMP MIB	OID
ifExtVlanMemberSlot	.1.3.6.1.4.1.14823.2.2.1.3.1.3.1.2
ifExtVlanMemberPort	.1.3.6.1.4.1.14823.2.2.1.3.1.3.1.3
ifExtVlanMemberType	.1.3.6.1.4.1.14823.2.2.1.3.1.3.1.4
wlsxIfExtVlanInterfaceTable	.1.3.6.1.4.1.14823.2.2.1.3.1.4
wlsxIfExtVlanInterfaceEntry	.1.3.6.1.4.1.14823.2.2.1.3.1.4.1
ifExtVlanInterfaceIfIndex	.1.3.6.1.4.1.14823.2.2.1.3.1.4.1.1
ifExtVlanInterfaceDescription	.1.3.6.1.4.1.14823.2.2.1.3.1.4.1.2
ifExtVlanInterfaceBWContract	.1.3.6.1.4.1.14823.2.2.1.3.1.4.1.3
ifExtVlanInterfaceAdminState	.1.3.6.1.4.1.14823.2.2.1.3.1.4.1.4
ifExtVlanInterfaceOperState	.1.3.6.1.4.1.14823.2.2.1.3.1.4.1.5
ifExtVlanInterfaceIpAddress	.1.3.6.1.4.1.14823.2.2.1.3.1.4.1.6
ifExtVlanInterfaceIpMask	.1.3.6.1.4.1.14823.2.2.1.3.1.4.1.7
ifExtVlanInterfaceIpsLocalArp	.1.3.6.1.4.1.14823.2.2.1.3.1.4.1.8
ifExtVlanInterfaceStatus	.1.3.6.1.4.1.14823.2.2.1.3.1.4.1.9
ifExtVlanInterfaceIpRouting	.1.3.6.1.4.1.14823.2.2.1.3.1.4.1.10
ifExtVlanInterfaceIpNatInside	.1.3.6.1.4.1.14823.2.2.1.3.1.4.1.11
ifExtVlanInterfaceIplgmpSnooping	.1.3.6.1.4.1.14823.2.2.1.3.1.4.1.12
wlsxUserMIB	.1.3.6.1.4.1.14823.2.2.1.4
wlsxUserAllInfoGroup	.1.3.6.1.4.1.14823.2.2.1.4.1
wlsxTotalNumOfUsers	.1.3.6.1.4.1.14823.2.2.1.4.1.1
wlsxUserTable	.1.3.6.1.4.1.14823.2.2.1.4.1.2
wlsxUserEntry	.1.3.6.1.4.1.14823.2.2.1.4.1.2.1
nUserPhyAddress	.1.3.6.1.4.1.14823.2.2.1.4.1.2.1.1
nUserIpAddress	.1.3.6.1.4.1.14823.2.2.1.4.1.2.1.2
nUserName	.1.3.6.1.4.1.14823.2.2.1.4.1.2.1.3
nUserRole	.1.3.6.1.4.1.14823.2.2.1.4.1.2.1.4
nUserUpTime	.1.3.6.1.4.1.14823.2.2.1.4.1.2.1.5
nUserAuthenticationMethod	.1.3.6.1.4.1.14823.2.2.1.4.1.2.1.6
nUserSubAuthenticationMethod	.1.3.6.1.4.1.14823.2.2.1.4.1.2.1.7
nUserAuthServerName	.1.3.6.1.4.1.14823.2.2.1.4.1.2.1.8
nUserExtVPNAddress	.1.3.6.1.4.1.14823.2.2.1.4.1.2.1.9
nUserApLocation	.1.3.6.1.4.1.14823.2.2.1.4.1.2.1.10
nUserApBSSID	.1.3.6.1.4.1.14823.2.2.1.4.1.2.1.11
nUserIsOnHomeAgent	.1.3.6.1.4.1.14823.2.2.1.4.1.2.1.12

Table 134 SNMP OIDs for Alcatel-Lucent Enterprise MIB modules (Continued)

SNMP MIB	OID
nUserHomeAgentIpAddress	.1.3.6.1.4.1.14823.2.2.1.4.1.2.1.13
nUserMobilityStatus	.1.3.6.1.4.1.14823.2.2.1.4.1.2.1.14
nUserHomeVlan	.1.3.6.1.4.1.14823.2.2.1.4.1.2.1.15
nUserDefaultVlan	.1.3.6.1.4.1.14823.2.2.1.4.1.2.1.16
nUserAssignedVlan	.1.3.6.1.4.1.14823.2.2.1.4.1.2.1.17
nUserBWContractName	.1.3.6.1.4.1.14823.2.2.1.4.1.2.1.18
nUserBWContractUsage	.1.3.6.1.4.1.14823.2.2.1.4.1.2.1.19
nUserBWContractId	.1.3.6.1.4.1.14823.2.2.1.4.1.2.1.20
nUserIsProxyArpEnabled	.1.3.6.1.4.1.14823.2.2.1.4.1.2.1.21
nUserCurrentVlan	.1.3.6.1.4.1.14823.2.2.1.4.1.2.1.22
nUserIsWired	.1.3.6.1.4.1.14823.2.2.1.4.1.2.1.23
nUserConnectedSlot	.1.3.6.1.4.1.14823.2.2.1.4.1.2.1.24
nUserConnectedPort	.1.3.6.1.4.1.14823.2.2.1.4.1.2.1.25
nUserPhyType	.1.3.6.1.4.1.14823.2.2.1.4.1.2.1.26
nUserMobilityDomainName	.1.3.6.1.4.1.14823.2.2.1.4.1.2.1.27
nUserUPBWContractName	.1.3.6.1.4.1.14823.2.2.1.4.1.2.1.28
nUserUPBWContractUsage	.1.3.6.1.4.1.14823.2.2.1.4.1.2.1.29
nUserUPBWContractId	.1.3.6.1.4.1.14823.2.2.1.4.1.2.1.30
nUserDNBWContractName	.1.3.6.1.4.1.14823.2.2.1.4.1.2.1.31
nUserDNBWContractUsage	.1.3.6.1.4.1.14823.2.2.1.4.1.2.1.32
nUserDNBWContractId	.1.3.6.1.4.1.14823.2.2.1.4.1.2.1.33
nUserHTMode	.1.3.6.1.4.1.14823.2.2.1.4.1.2.1.34
nUserEncryptionMethod	.1.3.6.1.4.1.14823.2.2.1.4.1.2.1.35
wlsxUserSessionTimeTable	.1.3.6.1.4.1.14823.2.2.1.4.1.3
wlsxUserSessionTimeEntry	.1.3.6.1.4.1.14823.2.2.1.4.1.3.1
wlsxUserSessionTimeLength	.1.3.6.1.4.1.14823.2.2.1.4.1.3.1.1
wlsxUserSessionTimeCount	.1.3.6.1.4.1.14823.2.2.1.4.1.3.1.2
wlsxNumOfUsers8021x	1.3.6.1.4.1.14823.2.2.1.4.1.4.1
wlsxNumOfUsersVPN	1.3.6.1.4.1.14823.2.2.1.4.1.4.2
wlsxNumOfUsersCP	1.3.6.1.4.1.14823.2.2.1.4.1.4.3
wlsxNumOfUsersMAC	1.3.6.1.4.1.14823.2.2.1.4.1.4.4
wlsxNumOfUsersStateful8021x	1.3.6.1.4.1.14823.2.2.1.4.1.4.5
wlsxWlanMIB	.1.3.6.1.4.1.14823.2.2.1.5
wlsxWlanConfigGroup	.1.3.6.1.4.1.14823.2.2.1.5.1

Table 134 SNMP OIDs for Alcatel-Lucent Enterprise MIB modules (Continued)

SNMP MIB	OID
wlsxWlanStateGroup	.1.3.6.1.4.1.14823.2.2.1.5.2
wlsxWlanAccessPointInfoGroup	.1.3.6.1.4.1.14823.2.2.1.5.2.1
wlsxWlanTotalNumAccessPoints	.1.3.6.1.4.1.14823.2.2.1.5.2.1.1
wlsxWlanTotalNumStationsAssociated	.1.3.6.1.4.1.14823.2.2.1.5.2.1.2
wlsxWlanAPGroupTable	.1.3.6.1.4.1.14823.2.2.1.5.2.1.3
wlsxWlanAPGroupEntry	.1.3.6.1.4.1.14823.2.2.1.5.2.1.3.1
wlanAPGroup	.1.3.6.1.4.1.14823.2.2.1.5.2.1.3.1.1
wlanAPNumAps	.1.3.6.1.4.1.14823.2.2.1.5.2.1.3.1.2
wlsxWlanAPTable	.1.3.6.1.4.1.14823.2.2.1.5.2.1.4
wlsxWlanAPEntry	.1.3.6.1.4.1.14823.2.2.1.5.2.1.4.1
wlanAPMacAddress	.1.3.6.1.4.1.14823.2.2.1.5.2.1.4.1.1
wlanAPIpAddress	.1.3.6.1.4.1.14823.2.2.1.5.2.1.4.1.2
wlanAPName	.1.3.6.1.4.1.14823.2.2.1.5.2.1.4.1.3
wlanAPGroupName	.1.3.6.1.4.1.14823.2.2.1.5.2.1.4.1.4
wlanAPModel	.1.3.6.1.4.1.14823.2.2.1.5.2.1.4.1.5
wlanAPSerialNumber	.1.3.6.1.4.1.14823.2.2.1.5.2.1.4.1.6
wlanAPdot11aAntennaGain	.1.3.6.1.4.1.14823.2.2.1.5.2.1.4.1.7
wlanAPdot11gAntennaGain	.1.3.6.1.4.1.14823.2.2.1.5.2.1.4.1.8
wlanAPNumRadios	.1.3.6.1.4.1.14823.2.2.1.5.2.1.4.1.9
wlanAPEnet1Mode	.1.3.6.1.4.1.14823.2.2.1.5.2.1.4.1.10
wlanAPIpsecMode	.1.3.6.1.4.1.14823.2.2.1.5.2.1.4.1.11
wlanAPUpTime	.1.3.6.1.4.1.14823.2.2.1.5.2.1.4.1.12
wlanAPModelName	.1.3.6.1.4.1.14823.2.2.1.5.2.1.4.1.13
wlanAPLocation	.1.3.6.1.4.1.14823.2.2.1.5.2.1.4.1.14
wlanAPBuilding	.1.3.6.1.4.1.14823.2.2.1.5.2.1.4.1.15
wlanAPFloor	.1.3.6.1.4.1.14823.2.2.1.5.2.1.4.1.16
wlanAPLoc	.1.3.6.1.4.1.14823.2.2.1.5.2.1.4.1.17
wlanAPEnternalAntenna	.1.3.6.1.4.1.14823.2.2.1.5.2.1.4.1.18
wlanAPStatus	.1.3.6.1.4.1.14823.2.2.1.5.2.1.4.1.19
wlanAPNumBootstraps	.1.3.6.1.4.1.14823.2.2.1.5.2.1.4.1.20
wlanAPNumReboots	.1.3.6.1.4.1.14823.2.2.1.5.2.1.4.1.21
wlanAPUnprovisioned	.1.3.6.1.4.1.14823.2.2.1.5.2.1.4.1.22
wlanAPMonitorMode	.1.3.6.1.4.1.14823.2.2.1.5.2.1.4.1.23
wlanAPFQLNBuilding	.1.3.6.1.4.1.14823.2.2.1.5.2.1.4.1.24

Table 134 SNMP OIDs for Alcatel-Lucent Enterprise MIB modules (Continued)

SNMP MIB	OID
wlanAPFQLNFloor	.1.3.6.1.4.1.14823.2.2.1.5.2.1.4.1.25
wlanAPFQLN	.1.3.6.1.4.1.14823.2.2.1.5.2.1.4.1.26
wlanAPFQLNCampus	.1.3.6.1.4.1.14823.2.2.1.5.2.1.4.1.27
wlsxWlanRadioTable	.1.3.6.1.4.1.14823.2.2.1.5.2.1.5
wlsxWlanRadioEntry	.1.3.6.1.4.1.14823.2.2.1.5.2.1.5.1
wlanAPRadioNumber	.1.3.6.1.4.1.14823.2.2.1.5.2.1.5.1.1
wlanAPRadioType	.1.3.6.1.4.1.14823.2.2.1.5.2.1.5.1.2
wlanAPRadioChannel	.1.3.6.1.4.1.14823.2.2.1.5.2.1.5.1.3
wlanAPRadioTransmitPower	.1.3.6.1.4.1.14823.2.2.1.5.2.1.5.1.4
wlanAPRadioMode	.1.3.6.1.4.1.14823.2.2.1.5.2.1.5.1.5
wlanAPRadioUtilization	.1.3.6.1.4.1.14823.2.2.1.5.2.1.5.1.6
wlanAPRadioNumAssociatedClients	.1.3.6.1.4.1.14823.2.2.1.5.2.1.5.1.7
wlanAPRadioNumMonitoredClients	.1.3.6.1.4.1.14823.2.2.1.5.2.1.5.1.8
wlanAPRadioNumActiveBSSIDs	.1.3.6.1.4.1.14823.2.2.1.5.2.1.5.1.9
wlanAPRadioNumMonitoredBSSIDs	.1.3.6.1.4.1.14823.2.2.1.5.2.1.5.1.10
wlanAPRadioBearing	.1.3.6.1.4.1.14823.2.2.1.5.2.1.5.1.11
wlanAPRadioTiltAngle	.1.3.6.1.4.1.14823.2.2.1.5.2.1.5.1.12
wlanAPRadioHTMode	.1.3.6.1.4.1.14823.2.2.1.5.2.1.5.1.13
wlanAPRadioHTExtChannel	.1.3.6.1.4.1.14823.2.2.1.5.2.1.5.1.14
wlanAPRadioHTChannel	.1.3.6.1.4.1.14823.2.2.1.5.2.1.5.1.15
wlanAPRadioAPName	.1.3.6.1.4.1.14823.2.2.1.5.2.1.5.1.16
wlsxWlanAPBssidTable	.1.3.6.1.4.1.14823.2.2.1.5.2.1.7
wlsxWlanAPBssidEntry	.1.3.6.1.4.1.14823.2.2.1.5.2.1.7.1
wlanAPBSSID	.1.3.6.1.4.1.14823.2.2.1.5.2.1.7.1.1
wlanAPESSID	.1.3.6.1.4.1.14823.2.2.1.5.2.1.7.1.2
wlanAPBssidSlot	.1.3.6.1.4.1.14823.2.2.1.5.2.1.7.1.3
wlanAPBssidPort	.1.3.6.1.4.1.14823.2.2.1.5.2.1.7.1.4
wlanAPBssidPhyType	.1.3.6.1.4.1.14823.2.2.1.5.2.1.7.1.5
wlanAPBssidRogueType	.1.3.6.1.4.1.14823.2.2.1.5.2.1.7.1.6
wlanAPBssidMode	.1.3.6.1.4.1.14823.2.2.1.5.2.1.7.1.7
wlanAPBssidChannel	.1.3.6.1.4.1.14823.2.2.1.5.2.1.7.1.8
wlanAPBssidUpTime	.1.3.6.1.4.1.14823.2.2.1.5.2.1.7.1.9
wlanAPBssidInactiveTime	.1.3.6.1.4.1.14823.2.2.1.5.2.1.7.1.10
wlanAPBssidLoadBalancing	.1.3.6.1.4.1.14823.2.2.1.5.2.1.7.1.11

Table 134 SNMP OIDs for Alcatel-Lucent Enterprise MIB modules (Continued)

SNMP MIB	OID
wlanAPBssidNumAssociatedStations	.1.3.6.1.4.1.14823.2.2.1.5.2.1.7.1.12
wlanAPBssidAPMacAddress	.1.3.6.1.4.1.14823.2.2.1.5.2.1.7.1.13
wlanAPBssidPhyNumber	.1.3.6.1.4.1.14823.2.2.1.5.2.1.7.1.14
wlanAPBssidHTMode	.1.3.6.1.4.1.14823.2.2.1.5.2.1.7.1.15
wlanAPBssidHTextChannel	.1.3.6.1.4.1.14823.2.2.1.5.2.1.7.1.16
wlanAPBssidHTChannel	.1.3.6.1.4.1.14823.2.2.1.5.2.1.7.1.17
wlsxWlanESSIDTable	.1.3.6.1.4.1.14823.2.2.1.5.2.1.8
wlsxWlanESSIDEntry	.1.3.6.1.4.1.14823.2.2.1.5.2.1.8.1
wlanESSID	.1.3.6.1.4.1.14823.2.2.1.5.2.1.8.1.1
wlanESSIDNumStations	.1.3.6.1.4.1.14823.2.2.1.5.2.1.8.1.2
wlanESSIDNumAccessPointsUp	.1.3.6.1.4.1.14823.2.2.1.5.2.1.8.1.3
wlanESSIDNumAccessPointsDown	.1.3.6.1.4.1.14823.2.2.1.5.2.1.8.1.4
wlanESSIDEncryptionType	.1.3.6.1.4.1.14823.2.2.1.5.2.1.8.1.5
wlsxWlanESSIDVlanPoolTable	.1.3.6.1.4.1.14823.2.2.1.5.2.1.9
wlsxWlanESSIDVlanPoolEntry	.1.3.6.1.4.1.14823.2.2.1.5.2.1.9.1
wlanESSIDVlanId	.1.3.6.1.4.1.14823.2.2.1.5.2.1.9.1.1
wlanESSIDVlanPoolStatus	.1.3.6.1.4.1.14823.2.2.1.5.2.1.9.1.2
wlsxWlanStationInfoGroup	.1.3.6.1.4.1.14823.2.2.1.5.2.2
wlsxWlanStationTable	.1.3.6.1.4.1.14823.2.2.1.5.2.2.1
wlsxWlanStationEntry	.1.3.6.1.4.1.14823.2.2.1.5.2.2.1.1
wlanStaPhyAddress	.1.3.6.1.4.1.14823.2.2.1.5.2.2.1.1.1
wlanStaApBssid	.1.3.6.1.4.1.14823.2.2.1.5.2.2.1.1.2
wlanStaPhyType	.1.3.6.1.4.1.14823.2.2.1.5.2.2.1.1.3
wlanStalsAuthenticated	.1.3.6.1.4.1.14823.2.2.1.5.2.2.1.1.4
wlanStalsAssociated	.1.3.6.1.4.1.14823.2.2.1.5.2.2.1.1.5
wlanStaChannel	.1.3.6.1.4.1.14823.2.2.1.5.2.2.1.1.6
wlanStaVlanId	.1.3.6.1.4.1.14823.2.2.1.5.2.2.1.1.7
wlanStaVOIPState	.1.3.6.1.4.1.14823.2.2.1.5.2.2.1.1.8
wlanStaVOIPProtocol	.1.3.6.1.4.1.14823.2.2.1.5.2.2.1.1.9
wlanStaTransmitRate	.1.3.6.1.4.1.14823.2.2.1.5.2.2.1.1.10
wlanStaAssociationID	.1.3.6.1.4.1.14823.2.2.1.5.2.2.1.1.11
wlanStaAccessPointESSID	.1.3.6.1.4.1.14823.2.2.1.5.2.2.1.1.12
wlanStaPhyNumber	.1.3.6.1.4.1.14823.2.2.1.5.2.2.1.1.13
wlanStaRSSI	.1.3.6.1.4.1.14823.2.2.1.5.2.2.1.1.14

Table 134 SNMP OIDs for Alcatel-Lucent Enterprise MIB modules (Continued)

SNMP MIB	OID
wlanStaUpTime	.1.3.6.1.4.1.14823.2.2.1.5.2.2.1.1.15
wlanStaHTMode	.1.3.6.1.4.1.14823.2.2.1.5.2.2.1.1.16
wlsxWlanStaAssociationFailureTable	.1.3.6.1.4.1.14823.2.2.1.5.2.2.2
wlsxWlanStaAssociationFailureEntry	.1.3.6.1.4.1.14823.2.2.1.5.2.2.2.1
wlanStaAssocFailureApName	.1.3.6.1.4.1.14823.2.2.1.5.2.2.2.1.1
wlanStaAssocFailureApEssid	.1.3.6.1.4.1.14823.2.2.1.5.2.2.2.1.2
wlanStaAssocFailurePhyNum	.1.3.6.1.4.1.14823.2.2.1.5.2.2.2.1.3
wlanStaAssocFailurePhyType	.1.3.6.1.4.1.14823.2.2.1.5.2.2.2.1.4
wlanStaAssocFailureElapsedTime	.1.3.6.1.4.1.14823.2.2.1.5.2.2.2.1.5
wlanStaAssocFailureReason	.1.3.6.1.4.1.14823.2.2.1.5.2.2.2.1.6
wlsxWlanAssociationInfoGroup	.1.3.6.1.4.1.14823.2.2.1.5.2.3
wlsxWlanStatsGroup	.1.3.6.1.4.1.14823.2.2.1.5.3
wlsxWlanAccessPointStatsGroup	.1.3.6.1.4.1.14823.2.2.1.5.3.1
wlsxWlanAPStatsTable	.1.3.6.1.4.1.14823.2.2.1.5.3.1.1
wlsxWlanAPStatsEntry	.1.3.6.1.4.1.14823.2.2.1.5.3.1.1.1
wlanAPCurrentChannel	.1.3.6.1.4.1.14823.2.2.1.5.3.1.1.1.1
wlanAPNumClients	.1.3.6.1.4.1.14823.2.2.1.5.3.1.1.1.2
wlanAPTxBkts	.1.3.6.1.4.1.14823.2.2.1.5.3.1.1.1.3
wlanAPTxBkts	.1.3.6.1.4.1.14823.2.2.1.5.3.1.1.1.4
wlanAPRxBkts	.1.3.6.1.4.1.14823.2.2.1.5.3.1.1.1.5
wlanAPRxBkts	.1.3.6.1.4.1.14823.2.2.1.5.3.1.1.1.6
wlanAPTxDAuthentications	.1.3.6.1.4.1.14823.2.2.1.5.3.1.1.1.7
wlanAPRxDAuthentications	.1.3.6.1.4.1.14823.2.2.1.5.3.1.1.1.8
wlanAPChannelThroughput	.1.3.6.1.4.1.14823.2.2.1.5.3.1.1.1.9
wlanAPFrameRetryRate	.1.3.6.1.4.1.14823.2.2.1.5.3.1.1.1.10
wlanAPFrameLowSpeedRate	.1.3.6.1.4.1.14823.2.2.1.5.3.1.1.1.11
wlanAPFrameNonUnicastRate	.1.3.6.1.4.1.14823.2.2.1.5.3.1.1.1.12
wlanAPFrameFragmentationRate	.1.3.6.1.4.1.14823.2.2.1.5.3.1.1.1.13
wlanAPFrameBandwidthRate	.1.3.6.1.4.1.14823.2.2.1.5.3.1.1.1.14
wlanAPFrameRetryErrorRate	.1.3.6.1.4.1.14823.2.2.1.5.3.1.1.1.15
wlanAPChannelErrorRate	.1.3.6.1.4.1.14823.2.2.1.5.3.1.1.1.16
wlanAPFrameReceiveErrorRate	.1.3.6.1.4.1.14823.2.2.1.5.3.1.1.1.17
wlanAPRxDDataPkts	.1.3.6.1.4.1.14823.2.2.1.5.3.1.1.1.18
wlanAPRxDDataBytes	.1.3.6.1.4.1.14823.2.2.1.5.3.1.1.1.19

Table 134 SNMP OIDs for Alcatel-Lucent Enterprise MIB modules (Continued)

SNMP MIB	OID
wlanAPTxDatapKts	.1.3.6.1.4.1.14823.2.2.1.5.3.1.1.1.20
wlanAPTxDatapBytes	.1.3.6.1.4.1.14823.2.2.1.5.3.1.1.1.21
wlanAPRxDatapKts64	.1.3.6.1.4.1.14823.2.2.1.5.3.1.1.1.22
wlanAPRxDatapBytes64	.1.3.6.1.4.1.14823.2.2.1.5.3.1.1.1.23
wlanAPTxDatapKts64	.1.3.6.1.4.1.14823.2.2.1.5.3.1.1.1.24
wlanAPTxDatapBytes64	.1.3.6.1.4.1.14823.2.2.1.5.3.1.1.1.25
wlsxWlanAPRateStatsTable	.1.3.6.1.4.1.14823.2.2.1.5.3.1.2
wlsxWlanAPRateStatsEntry	.1.3.6.1.4.1.14823.2.2.1.5.3.1.2.1
wlanAPStatsTotPktsAt1Mbps	.1.3.6.1.4.1.14823.2.2.1.5.3.1.2.1.1
wlanAPStatsTotBytesAt1Mbps	.1.3.6.1.4.1.14823.2.2.1.5.3.1.2.1.2
wlanAPStatsTotPktsAt2Mbps	.1.3.6.1.4.1.14823.2.2.1.5.3.1.2.1.3
wlanAPStatsTotBytesAt2Mbps	.1.3.6.1.4.1.14823.2.2.1.5.3.1.2.1.4
wlanAPStatsTotPktsAt5Mbps	.1.3.6.1.4.1.14823.2.2.1.5.3.1.2.1.5
wlanAPStatsTotBytesAt5Mbps	.1.3.6.1.4.1.14823.2.2.1.5.3.1.2.1.6
wlanAPStatsTotPktsAt11Mbps	.1.3.6.1.4.1.14823.2.2.1.5.3.1.2.1.7
wlanAPStatsTotBytesAt11Mbps	.1.3.6.1.4.1.14823.2.2.1.5.3.1.2.1.8
wlanAPStatsTotPktsAt6Mbps	.1.3.6.1.4.1.14823.2.2.1.5.3.1.2.1.9
wlanAPStatsTotBytesAt6Mbps	.1.3.6.1.4.1.14823.2.2.1.5.3.1.2.1.10
wlanAPStatsTotPktsAt12Mbps	.1.3.6.1.4.1.14823.2.2.1.5.3.1.2.1.11
wlanAPStatsTotBytesAt12Mbps	.1.3.6.1.4.1.14823.2.2.1.5.3.1.2.1.12
wlanAPStatsTotPktsAt18Mbps	.1.3.6.1.4.1.14823.2.2.1.5.3.1.2.1.13
wlanAPStatsTotBytesAt18Mbps	.1.3.6.1.4.1.14823.2.2.1.5.3.1.2.1.14
wlanAPStatsTotPktsAt24Mbps	.1.3.6.1.4.1.14823.2.2.1.5.3.1.2.1.15
wlanAPStatsTotBytesAt24Mbps	.1.3.6.1.4.1.14823.2.2.1.5.3.1.2.1.16
wlanAPStatsTotPktsAt36Mbps	.1.3.6.1.4.1.14823.2.2.1.5.3.1.2.1.17
wlanAPStatsTotBytesAt36Mbps	.1.3.6.1.4.1.14823.2.2.1.5.3.1.2.1.18
wlanAPStatsTotPktsAt48Mbps	.1.3.6.1.4.1.14823.2.2.1.5.3.1.2.1.19
wlanAPStatsTotBytesAt48Mbps	.1.3.6.1.4.1.14823.2.2.1.5.3.1.2.1.20
wlanAPStatsTotPktsAt54Mbps	.1.3.6.1.4.1.14823.2.2.1.5.3.1.2.1.21
wlanAPStatsTotBytesAt54Mbps	.1.3.6.1.4.1.14823.2.2.1.5.3.1.2.1.22
wlanAPStatsTotPktsAt9Mbps	.1.3.6.1.4.1.14823.2.2.1.5.3.1.2.1.23
wlanAPStatsTotBytesAt9Mbps	.1.3.6.1.4.1.14823.2.2.1.5.3.1.2.1.24
wlanAPStatsTotPktsAtHT6dot5Mbps	.1.3.6.1.4.1.14823.2.2.1.5.3.1.2.1.25
wlanAPStatsTotBytesAtHT6dot5Mbps	.1.3.6.1.4.1.14823.2.2.1.5.3.1.2.1.26

Table 134 SNMP OIDs for Alcatel-Lucent Enterprise MIB modules (Continued)

SNMP MIB	OID
wlanAPStatsTotPktsAtHT13Mbps	.1.3.6.1.4.1.14823.2.2.1.5.3.1.2.1.27
wlanAPStatsTotBytesAtHT13Mbps	.1.3.6.1.4.1.14823.2.2.1.5.3.1.2.1.28
wlanAPStatsTotPktsAtHT13dot5Mbps	.1.3.6.1.4.1.14823.2.2.1.5.3.1.2.1.29
wlanAPStatsTotBytesAtHT13dot5Mbps	.1.3.6.1.4.1.14823.2.2.1.5.3.1.2.1.30
wlanAPStatsTotPktsAtHT15Mbps	.1.3.6.1.4.1.14823.2.2.1.5.3.1.2.1.31
wlanAPStatsTotBytesAtHT15Mbps	.1.3.6.1.4.1.14823.2.2.1.5.3.1.2.1.32
wlanAPStatsTotPktsAtHT19dot5Mbps	.1.3.6.1.4.1.14823.2.2.1.5.3.1.2.1.33
wlanAPStatsTotBytesAtHT19dot5Mbps	.1.3.6.1.4.1.14823.2.2.1.5.3.1.2.1.34
wlanAPStatsTotPktsAtHT26Mbps	.1.3.6.1.4.1.14823.2.2.1.5.3.1.2.1.35
wlanAPStatsTotBytesAtHT26Mbps	.1.3.6.1.4.1.14823.2.2.1.5.3.1.2.1.36
wlanAPStatsTotPktsAtHT27Mbps	.1.3.6.1.4.1.14823.2.2.1.5.3.1.2.1.37
wlanAPStatsTotBytesAtHT27Mbps	.1.3.6.1.4.1.14823.2.2.1.5.3.1.2.1.38
wlanAPStatsTotPktsAtHT30Mbps	.1.3.6.1.4.1.14823.2.2.1.5.3.1.2.1.39
wlanAPStatsTotBytesAtHT30Mbps	.1.3.6.1.4.1.14823.2.2.1.5.3.1.2.1.40
wlanAPStatsTotPktsAtHT39Mbps	.1.3.6.1.4.1.14823.2.2.1.5.3.1.2.1.41
wlanAPStatsTotBytesAtHT39Mbps	.1.3.6.1.4.1.14823.2.2.1.5.3.1.2.1.42
wlanAPStatsTotPktsAtHT40dot5Mbps	.1.3.6.1.4.1.14823.2.2.1.5.3.1.2.1.43
wlanAPStatsTotBytesAtHT40dot5Mbps	.1.3.6.1.4.1.14823.2.2.1.5.3.1.2.1.44
wlanAPStatsTotPktsAtHT45Mbps	.1.3.6.1.4.1.14823.2.2.1.5.3.1.2.1.45
wlanAPStatsTotBytesAtHT45Mbps	.1.3.6.1.4.1.14823.2.2.1.5.3.1.2.1.46
wlanAPStatsTotPktsAtHT52Mbps	.1.3.6.1.4.1.14823.2.2.1.5.3.1.2.1.47
wlanAPStatsTotBytesAtHT52Mbps	.1.3.6.1.4.1.14823.2.2.1.5.3.1.2.1.48
wlanAPStatsTotPktsAtHT54Mbps	.1.3.6.1.4.1.14823.2.2.1.5.3.1.2.1.49
wlanAPStatsTotBytesAtHT54Mbps	.1.3.6.1.4.1.14823.2.2.1.5.3.1.2.1.50
wlanAPStatsTotPktsAtHT58dot5Mbps	.1.3.6.1.4.1.14823.2.2.1.5.3.1.2.1.51
wlanAPStatsTotBytesAtHT58dot5Mbps	.1.3.6.1.4.1.14823.2.2.1.5.3.1.2.1.52
wlanAPStatsTotPktsAtHT60Mbps	.1.3.6.1.4.1.14823.2.2.1.5.3.1.2.1.53
wlanAPStatsTotBytesAtHT60Mbps	.1.3.6.1.4.1.14823.2.2.1.5.3.1.2.1.54
wlanAPStatsTotPktsAtHT65Mbps	.1.3.6.1.4.1.14823.2.2.1.5.3.1.2.1.55
wlanAPStatsTotBytesAtHT65Mbps	.1.3.6.1.4.1.14823.2.2.1.5.3.1.2.1.56
wlanAPStatsTotPktsAtHT78Mbps	.1.3.6.1.4.1.14823.2.2.1.5.3.1.2.1.57
wlanAPStatsTotBytesAtHT78Mbps	.1.3.6.1.4.1.14823.2.2.1.5.3.1.2.1.58
wlanAPStatsTotPktsAtHT81Mbps	.1.3.6.1.4.1.14823.2.2.1.5.3.1.2.1.59
wlanAPStatsTotBytesAtHT81Mbps	.1.3.6.1.4.1.14823.2.2.1.5.3.1.2.1.60

Table 134 SNMP OIDs for Alcatel-Lucent Enterprise MIB modules (Continued)

SNMP MIB	OID
wlanAPStatsTotPktsAtHT90Mbps	.1.3.6.1.4.1.14823.2.2.1.5.3.1.2.1.61
wlanAPStatsTotBytesAtHT90Mbps	.1.3.6.1.4.1.14823.2.2.1.5.3.1.2.1.62
wlanAPStatsTotPktsAtHT104Mbps	.1.3.6.1.4.1.14823.2.2.1.5.3.1.2.1.63
wlanAPStatsTotBytesAtHT104Mbps	.1.3.6.1.4.1.14823.2.2.1.5.3.1.2.1.64
wlanAPStatsTotPktsAtHT108Mbps	.1.3.6.1.4.1.14823.2.2.1.5.3.1.2.1.65
wlanAPStatsTotBytesAtHT108Mbps	.1.3.6.1.4.1.14823.2.2.1.5.3.1.2.1.66
wlanAPStatsTotPktsAtHT117Mbps	.1.3.6.1.4.1.14823.2.2.1.5.3.1.2.1.67
wlanAPStatsTotBytesAtHT117Mbps	.1.3.6.1.4.1.14823.2.2.1.5.3.1.2.1.68
wlanAPStatsTotPktsAtHT120Mbps	.1.3.6.1.4.1.14823.2.2.1.5.3.1.2.1.69
wlanAPStatsTotBytesAtHT120Mbps	.1.3.6.1.4.1.14823.2.2.1.5.3.1.2.1.70
wlanAPStatsTotPktsAtHT121dot5Mbps	.1.3.6.1.4.1.14823.2.2.1.5.3.1.2.1.71
wlanAPStatsTotBytesAtHT121dot5Mbps	.1.3.6.1.4.1.14823.2.2.1.5.3.1.2.1.72
wlanAPStatsTotPktsAtHT130Mbps	.1.3.6.1.4.1.14823.2.2.1.5.3.1.2.1.73
wlanAPStatsTotBytesAtHT130Mbps	.1.3.6.1.4.1.14823.2.2.1.5.3.1.2.1.74
wlanAPStatsTotPktsAtHT135Mbps	.1.3.6.1.4.1.14823.2.2.1.5.3.1.2.1.75
wlanAPStatsTotBytesAtHT135Mbps	.1.3.6.1.4.1.14823.2.2.1.5.3.1.2.1.76
wlanAPStatsTotPktsAtHT150Mbps	.1.3.6.1.4.1.14823.2.2.1.5.3.1.2.1.77
wlanAPStatsTotBytesAtHT150Mbps	.1.3.6.1.4.1.14823.2.2.1.5.3.1.2.1.78
wlanAPStatsTotPktsAtHT162Mbps	.1.3.6.1.4.1.14823.2.2.1.5.3.1.2.1.79
wlanAPStatsTotBytesAtHT162Mbps	.1.3.6.1.4.1.14823.2.2.1.5.3.1.2.1.80
wlanAPStatsTotPktsAtHT180Mbps	.1.3.6.1.4.1.14823.2.2.1.5.3.1.2.1.81
wlanAPStatsTotBytesAtHT180Mbps	.1.3.6.1.4.1.14823.2.2.1.5.3.1.2.1.82
wlanAPStatsTotPktsAtHT216Mbps	.1.3.6.1.4.1.14823.2.2.1.5.3.1.2.1.83
lwlanAPStatsTotBytesAtHT216Mbps	.1.3.6.1.4.1.14823.2.2.1.5.3.1.2.1.84
wlanAPStatsTotPktsAtHT240Mbps	.1.3.6.1.4.1.14823.2.2.1.5.3.1.2.1.85
wlanAPStatsTotBytesAtHT240Mbps	.1.3.6.1.4.1.14823.2.2.1.5.3.1.2.1.86
wlanAPStatsTotPktsAtHT243Mbps	.1.3.6.1.4.1.14823.2.2.1.5.3.1.2.1.87
wlanAPStatsTotBytesAtHT243Mbps	.1.3.6.1.4.1.14823.2.2.1.5.3.1.2.1.88
wlanAPStatsTotPktsAtHT270Mbps	.1.3.6.1.4.1.14823.2.2.1.5.3.1.2.1.89
wlanAPStatsTotBytesAtHT270Mbps	.1.3.6.1.4.1.14823.2.2.1.5.3.1.2.1.90
wlanAPStatsTotPktsAtHT300Mbps	.1.3.6.1.4.1.14823.2.2.1.5.3.1.2.1.91
wlanAPStatsTotBytesAtHT300Mbps	.1.3.6.1.4.1.14823.2.2.1.5.3.1.2.1.92
wlsxWlanAPDATypeStatsTable	.1.3.6.1.4.1.14823.2.2.1.5.3.1.3
wlsxWlanAPDATypeStatsEntry	.1.3.6.1.4.1.14823.2.2.1.5.3.1.3.1

Table 134 SNMP OIDs for Alcatel-Lucent Enterprise MIB modules (Continued)

SNMP MIB	OID
wlanAPStatsTotDABroadcastPkts	.1.3.6.1.4.1.14823.2.2.1.5.3.1.3.1.1
wlanAPStatsTotDABroadcastBytes	.1.3.6.1.4.1.14823.2.2.1.5.3.1.3.1.2
wlanAPStatsTotDAMulticastPkts	.1.3.6.1.4.1.14823.2.2.1.5.3.1.3.1.3
wlanAPStatsTotDAMulticastBytes	.1.3.6.1.4.1.14823.2.2.1.5.3.1.3.1.4
wlanAPStatsTotDAUnicastPkts	.1.3.6.1.4.1.14823.2.2.1.5.3.1.3.1.5
wlanAPStatsTotDAUnicastBytes	.1.3.6.1.4.1.14823.2.2.1.5.3.1.3.1.6
wlswlanAPFrameTypeStatsTable	.1.3.6.1.4.1.14823.2.2.1.5.3.1.4
wlswlanAPFrameTypeStatsEntry	.1.3.6.1.4.1.14823.2.2.1.5.3.1.4.1
wlanAPStatsTotMgmtPkts	.1.3.6.1.4.1.14823.2.2.1.5.3.1.4.1.1
wlanAPStatsTotMgmtBytes	.1.3.6.1.4.1.14823.2.2.1.5.3.1.4.1.2
wlanAPStatsTotCtrlPkts	.1.3.6.1.4.1.14823.2.2.1.5.3.1.4.1.3
wlanAPStatsTotCtrlBytes	.1.3.6.1.4.1.14823.2.2.1.5.3.1.4.1.4
wlanAPStatsTotDataPkts	.1.3.6.1.4.1.14823.2.2.1.5.3.1.4.1.5
wlanAPStatsTotDataBytes	.1.3.6.1.4.1.14823.2.2.1.5.3.1.4.1.6
wlswlanAPPktSizeStatsTable	.1.3.6.1.4.1.14823.2.2.1.5.3.1.5
wlswlanAPPktSizeStatsEntry	.1.3.6.1.4.1.14823.2.2.1.5.3.1.5.1
wlanAPStatsPkts63Bytes	.1.3.6.1.4.1.14823.2.2.1.5.3.1.5.1.1
wlanAPStatsPkts64To127	.1.3.6.1.4.1.14823.2.2.1.5.3.1.5.1.2
wlanAPStatsPkts128To255	.1.3.6.1.4.1.14823.2.2.1.5.3.1.5.1.3
wlanAPStatsPkts256To511	.1.3.6.1.4.1.14823.2.2.1.5.3.1.5.1.4
wlanAPStatsPkts512To1023	.1.3.6.1.4.1.14823.2.2.1.5.3.1.5.1.5
wlanAPStatsPkts1024To1518	.1.3.6.1.4.1.14823.2.2.1.5.3.1.5.1.6
wlswlanAPChStatsTable	.1.3.6.1.4.1.14823.2.2.1.5.3.1.6
wlswlanAPChStatsEntry	.1.3.6.1.4.1.14823.2.2.1.5.3.1.6.1
wlanAPChannelNumber	.1.3.6.1.4.1.14823.2.2.1.5.3.1.6.1.1
wlanAPChNumStations	.1.3.6.1.4.1.14823.2.2.1.5.3.1.6.1.2
wlanAPChTotPkts	.1.3.6.1.4.1.14823.2.2.1.5.3.1.6.1.3
wlanAPChTotBytes	.1.3.6.1.4.1.14823.2.2.1.5.3.1.6.1.4
wlanAPChTotRetryPkts	.1.3.6.1.4.1.14823.2.2.1.5.3.1.6.1.5
wlanAPChTotFragmentedPkts	.1.3.6.1.4.1.14823.2.2.1.5.3.1.6.1.6
wlanAPChTotPhyErrPkts	.1.3.6.1.4.1.14823.2.2.1.5.3.1.6.1.7
wlanAPChTotMacErrPkts	.1.3.6.1.4.1.14823.2.2.1.5.3.1.6.1.8
wlanAPChNoise	.1.3.6.1.4.1.14823.2.2.1.5.3.1.6.1.9
wlanAPChCoverageIndex	.1.3.6.1.4.1.14823.2.2.1.5.3.1.6.1.10

Table 134 SNMP OIDs for Alcatel-Lucent Enterprise MIB modules (Continued)

SNMP MIB	OID
wlanAPChInterferenceIndex	.1.3.6.1.4.1.14823.2.2.1.5.3.1.6.1.11
wlanAPChFrameRetryRate	.1.3.6.1.4.1.14823.2.2.1.5.3.1.6.1.12
wlanAPChFrameLowSpeedRate	.1.3.6.1.4.1.14823.2.2.1.5.3.1.6.1.13
wlanAPChFrameNonUnicastRate	.1.3.6.1.4.1.14823.2.2.1.5.3.1.6.1.14
wlanAPChFrameFragmentationRate	.1.3.6.1.4.1.14823.2.2.1.5.3.1.6.1.15
wlanAPChFrameBandwidthRate	.1.3.6.1.4.1.14823.2.2.1.5.3.1.6.1.16
wlanAPChFrameRetryErrorRate	.1.3.6.1.4.1.14823.2.2.1.5.3.1.6.1.17
wlanAPChBusyRate	.1.3.6.1.4.1.14823.2.2.1.5.3.1.6.1.18
wlanAPChNumAPs	.1.3.6.1.4.1.14823.2.2.1.5.3.1.6.1.19
wlanAPChFrameReceiveErrorRate	.1.3.6.1.4.1.14823.2.2.1.5.3.1.6.1.20
wlsxWlanStationStatsGroup	.1.3.6.1.4.1.14823.2.2.1.5.3.2
wlsxWlanStationStatsTable	.1.3.6.1.4.1.14823.2.2.1.5.3.2.1
wlsxWlanStationStatsEntry	.1.3.6.1.4.1.14823.2.2.1.5.3.2.1.1
wlanStaChannelNum	.1.3.6.1.4.1.14823.2.2.1.5.3.2.1.1.1
wlanStaTxPkts	.1.3.6.1.4.1.14823.2.2.1.5.3.2.1.1.2
wlanStaTxBytes	.1.3.6.1.4.1.14823.2.2.1.5.3.2.1.1.3
wlanStaRxPkts	.1.3.6.1.4.1.14823.2.2.1.5.3.2.1.1.4
wlanStaRxBytes	.1.3.6.1.4.1.14823.2.2.1.5.3.2.1.1.5
wlanStaTxBCastPkts	.1.3.6.1.4.1.14823.2.2.1.5.3.2.1.1.6
wlanStaRxBCastBytes	.1.3.6.1.4.1.14823.2.2.1.5.3.2.1.1.7
wlanStaTxMCastPkts	.1.3.6.1.4.1.14823.2.2.1.5.3.2.1.1.8
wlanStaRxMCastBytes	.1.3.6.1.4.1.14823.2.2.1.5.3.2.1.1.9
wlanStaDataPkts	.1.3.6.1.4.1.14823.2.2.1.5.3.2.1.1.10
wlanStaCtrlPkts	.1.3.6.1.4.1.14823.2.2.1.5.3.2.1.1.11
wlanStaNumAssocRequests	.1.3.6.1.4.1.14823.2.2.1.5.3.2.1.1.12
wlanStaNumAuthRequests	.1.3.6.1.4.1.14823.2.2.1.5.3.2.1.1.13
wlanStaTxDeauthentications	.1.3.6.1.4.1.14823.2.2.1.5.3.2.1.1.14
wlanStaRxDeauthentications	.1.3.6.1.4.1.14823.2.2.1.5.3.2.1.1.15
wlanStaFrameRetryRate	.1.3.6.1.4.1.14823.2.2.1.5.3.2.1.1.16
wlanStaFrameLowSpeedRate	.1.3.6.1.4.1.14823.2.2.1.5.3.2.1.1.17
wlanStaFrameNonUnicastRate	.1.3.6.1.4.1.14823.2.2.1.5.3.2.1.1.18
wlanStaFrameFragmentationRate	.1.3.6.1.4.1.14823.2.2.1.5.3.2.1.1.19
wlanStaFrameBandwidthRate	.1.3.6.1.4.1.14823.2.2.1.5.3.2.1.1.20
wlanStaFrameRetryErrorRate	.1.3.6.1.4.1.14823.2.2.1.5.3.2.1.1.21

Table 134 SNMP OIDs for Alcatel-Lucent Enterprise MIB modules (Continued)

SNMP MIB	OID
wlanStaFrameReceiveErrorRate	.1.3.6.1.4.1.14823.2.2.1.5.3.2.1.1.22
wlanStaTxBCastBytes	.1.3.6.1.4.1.14823.2.2.1.5.3.2.1.1.23
wlanStaTxMCastBytes	.1.3.6.1.4.1.14823.2.2.1.5.3.2.1.1.24
wlsxWlanStaRateStatsTable	.1.3.6.1.4.1.14823.2.2.1.5.3.2.2
wlsxWlanStaRateStatsEntry	.1.3.6.1.4.1.14823.2.2.1.5.3.2.2.1
wlanStaTxPktsAt1Mbps	.1.3.6.1.4.1.14823.2.2.1.5.3.2.2.1.1
wlanStaTxBytesAt1Mbps	.1.3.6.1.4.1.14823.2.2.1.5.3.2.2.1.2
wlanStaTxPktsAt2Mbps	.1.3.6.1.4.1.14823.2.2.1.5.3.2.2.1.3
wlanStaTxBytesAt2Mbps	.1.3.6.1.4.1.14823.2.2.1.5.3.2.2.1.4
wlanStaTxPktsAt5Mbps	.1.3.6.1.4.1.14823.2.2.1.5.3.2.2.1.5
wlanStaTxBytesAt5Mbps	.1.3.6.1.4.1.14823.2.2.1.5.3.2.2.1.6
wlanStaTxPktsAt11Mbps	.1.3.6.1.4.1.14823.2.2.1.5.3.2.2.1.7
wlanStaTxBytesAt11Mbps	.1.3.6.1.4.1.14823.2.2.1.5.3.2.2.1.8
wlanStaTxPktsAt6Mbps	.1.3.6.1.4.1.14823.2.2.1.5.3.2.2.1.9
wlanStaTxBytesAt6Mbps	.1.3.6.1.4.1.14823.2.2.1.5.3.2.2.1.10
wlanStaTxPktsAt12Mbps	.1.3.6.1.4.1.14823.2.2.1.5.3.2.2.1.11
wlanStaTxBytesAt12Mbps	.1.3.6.1.4.1.14823.2.2.1.5.3.2.2.1.12
wlanStaTxPktsAt18Mbps	.1.3.6.1.4.1.14823.2.2.1.5.3.2.2.1.13
wlanStaTxBytesAt18Mbps	.1.3.6.1.4.1.14823.2.2.1.5.3.2.2.1.14
wlanStaTxPktsAt24Mbps	.1.3.6.1.4.1.14823.2.2.1.5.3.2.2.1.15
wlanStaTxBytesAt24Mbps	.1.3.6.1.4.1.14823.2.2.1.5.3.2.2.1.16
wlanStaTxPktsAt36Mbps	.1.3.6.1.4.1.14823.2.2.1.5.3.2.2.1.17
wlanStaTxBytesAt36Mbps	.1.3.6.1.4.1.14823.2.2.1.5.3.2.2.1.18
wlanStaTxPktsAt48Mbps	.1.3.6.1.4.1.14823.2.2.1.5.3.2.2.1.19
wlanStaTxBytesAt48Mbps	.1.3.6.1.4.1.14823.2.2.1.5.3.2.2.1.20
wlanStaTxPktsAt54Mbps	.1.3.6.1.4.1.14823.2.2.1.5.3.2.2.1.21
wlanStaTxBytesAt54Mbps	.1.3.6.1.4.1.14823.2.2.1.5.3.2.2.1.22
wlanStaRxPktsAt1Mbps	.1.3.6.1.4.1.14823.2.2.1.5.3.2.2.1.23
wlanStaRxBytesAt1Mbps	.1.3.6.1.4.1.14823.2.2.1.5.3.2.2.1.24
wlanStaRxPktsAt2Mbps	.1.3.6.1.4.1.14823.2.2.1.5.3.2.2.1.25
wlanStaRxBytesAt2Mbps	.1.3.6.1.4.1.14823.2.2.1.5.3.2.2.1.26
wlanStaRxPktsAt5Mbps	.1.3.6.1.4.1.14823.2.2.1.5.3.2.2.1.27
wlanStaRxBytesAt5Mbps	.1.3.6.1.4.1.14823.2.2.1.5.3.2.2.1.28
wlanStaRxPktsAt11Mbps	.1.3.6.1.4.1.14823.2.2.1.5.3.2.2.1.29

Table 134 SNMP OIDs for Alcatel-Lucent Enterprise MIB modules (Continued)

SNMP MIB	OID
wlanStaRxBytesAt11Mbps	.1.3.6.1.4.1.14823.2.2.1.5.3.2.2.1.30
wlanStaRxPktsAt6Mbps	.1.3.6.1.4.1.14823.2.2.1.5.3.2.2.1.31
wlanStaRxBytesAt6Mbps	.1.3.6.1.4.1.14823.2.2.1.5.3.2.2.1.32
wlanStaRxPktsAt12Mbps	.1.3.6.1.4.1.14823.2.2.1.5.3.2.2.1.33
wlanStaRxBytesAt12Mbps	.1.3.6.1.4.1.14823.2.2.1.5.3.2.2.1.34
wlanStaRxPktsAt18Mbps	.1.3.6.1.4.1.14823.2.2.1.5.3.2.2.1.35
wlanStaRxBytesAt18Mbps	.1.3.6.1.4.1.14823.2.2.1.5.3.2.2.1.36
wlanStaRxPktsAt24Mbps	.1.3.6.1.4.1.14823.2.2.1.5.3.2.2.1.37
wlanStaRxBytesAt24Mbps	.1.3.6.1.4.1.14823.2.2.1.5.3.2.2.1.38
wlanStaRxPktsAt36Mbps	.1.3.6.1.4.1.14823.2.2.1.5.3.2.2.1.39
wlanStaRxBytesAt36Mbps	.1.3.6.1.4.1.14823.2.2.1.5.3.2.2.1.40
wlanStaRxPktsAt48Mbps	.1.3.6.1.4.1.14823.2.2.1.5.3.2.2.1.41
wlanStaRxBytesAt48Mbps	.1.3.6.1.4.1.14823.2.2.1.5.3.2.2.1.42
wlanStaRxPktsAt54Mbps	.1.3.6.1.4.1.14823.2.2.1.5.3.2.2.1.43
wlanStaRxBytesAt54Mbps	.1.3.6.1.4.1.14823.2.2.1.5.3.2.2.1.44
wlanStaTxPktsAt9Mbps	.1.3.6.1.4.1.14823.2.2.1.5.3.2.2.1.45
wlanStaTxBytesAt9Mbps	.1.3.6.1.4.1.14823.2.2.1.5.3.2.2.1.46
wlanStaRxPktsAt9Mbps	.1.3.6.1.4.1.14823.2.2.1.5.3.2.2.1.47
wlanStaRxBytesAt9Mbps	.1.3.6.1.4.1.14823.2.2.1.5.3.2.2.1.48
wlswlanStaDATypeStatsTable	.1.3.6.1.4.1.14823.2.2.1.5.3.2.3
wlswlanStaDATypeStatsEntry	.1.3.6.1.4.1.14823.2.2.1.5.3.2.3.1
wlanStaTxDABroadcastPkts	.1.3.6.1.4.1.14823.2.2.1.5.3.2.3.1.1
wlanStaTxDABroadcastBytes	.1.3.6.1.4.1.14823.2.2.1.5.3.2.3.1.2
wlanStaTxDAMulticastPkts	.1.3.6.1.4.1.14823.2.2.1.5.3.2.3.1.3
wlanStaTxDAMulticastBytes	.1.3.6.1.4.1.14823.2.2.1.5.3.2.3.1.4
wlanStaTxDAUnicastPkts	.1.3.6.1.4.1.14823.2.2.1.5.3.2.3.1.5
wlanStaTxDAUnicastBytes	.1.3.6.1.4.1.14823.2.2.1.5.3.2.3.1.6
wlswlanStaFrameTypeStatsTable	.1.3.6.1.4.1.14823.2.2.1.5.3.2.4
wlswlanStaFrameTypeStatsEntry	.1.3.6.1.4.1.14823.2.2.1.5.3.2.4.1
wlanStaTxMgmtPkts	.1.3.6.1.4.1.14823.2.2.1.5.3.2.4.1.1
wlanStaTxMgmtBytes	.1.3.6.1.4.1.14823.2.2.1.5.3.2.4.1.2
wlanStaTxCtrlPkts	.1.3.6.1.4.1.14823.2.2.1.5.3.2.4.1.3
wlanStaTxCtrlBytes	.1.3.6.1.4.1.14823.2.2.1.5.3.2.4.1.4
wlanStaTxDataPkts	.1.3.6.1.4.1.14823.2.2.1.5.3.2.4.1.5

Table 134 SNMP OIDs for Alcatel-Lucent Enterprise MIB modules (Continued)

SNMP MIB	OID
wlanStaTxDataBytes	.1.3.6.1.4.1.14823.2.2.1.5.3.2.4.1.6
wlanStaRxMgmtPkts	.1.3.6.1.4.1.14823.2.2.1.5.3.2.4.1.7
wlanStaRxMgmtBytes	.1.3.6.1.4.1.14823.2.2.1.5.3.2.4.1.8
wlanStaRxCtrlPkts	.1.3.6.1.4.1.14823.2.2.1.5.3.2.4.1.9
wlanStaRxCtrlBytes	.1.3.6.1.4.1.14823.2.2.1.5.3.2.4.1.10
wlanStaRxDataPkts	.1.3.6.1.4.1.14823.2.2.1.5.3.2.4.1.11
wlanStaRxDataBytes	.1.3.6.1.4.1.14823.2.2.1.5.3.2.4.1.12
wlsxWlanStaPktSizeStatsTable	.1.3.6.1.4.1.14823.2.2.1.5.3.2.5
wlsxWlanStaPktSizeStatsEntry	.1.3.6.1.4.1.14823.2.2.1.5.3.2.5.1
wlanStaTxPkts63Bytes	.1.3.6.1.4.1.14823.2.2.1.5.3.2.5.1.1
wlanStaTxPkts64To127	.1.3.6.1.4.1.14823.2.2.1.5.3.2.5.1.2
wlanStaTxPkts128To255	.1.3.6.1.4.1.14823.2.2.1.5.3.2.5.1.3
wlanStaTxPkts256To511	.1.3.6.1.4.1.14823.2.2.1.5.3.2.5.1.4
wlanStaTxPkts512To1023	.1.3.6.1.4.1.14823.2.2.1.5.3.2.5.1.5
wlanStaTxPkts1024To1518	.1.3.6.1.4.1.14823.2.2.1.5.3.2.5.1.6
wlanStaRxPkts63Bytes	.1.3.6.1.4.1.14823.2.2.1.5.3.2.5.1.7
wlanStaRxPkts64To127	.1.3.6.1.4.1.14823.2.2.1.5.3.2.5.1.8
wlanStaRxPkts128To255	.1.3.6.1.4.1.14823.2.2.1.5.3.2.5.1.9
wlanStaRxPkts256To511	.1.3.6.1.4.1.14823.2.2.1.5.3.2.5.1.10
wlanStaRxPkts512To1023	.1.3.6.1.4.1.14823.2.2.1.5.3.2.5.1.11
wlanStaRxPkts1024To1518	.1.3.6.1.4.1.14823.2.2.1.5.3.2.5.1.12
wlsxMonMIB	.1.3.6.1.4.1.14823.2.2.1.6
wlsxMonStatsGroup	.1.3.6.1.4.1.14823.2.2.1.6.6
wlsxMonAccessPointStatsGroup	.1.3.6.1.4.1.14823.2.2.1.6.6.1
wlsxMonAPStatsTable	.1.3.6.1.4.1.14823.2.2.1.6.6.1.1
wlsxMonAPStatsEntry	.1.3.6.1.4.1.14823.2.2.1.6.6.1.1.1
monPhyAddress	.1.3.6.1.4.1.14823.2.2.1.6.6.1.1.1.1
monRadioNumber	.1.3.6.1.4.1.14823.2.2.1.6.6.1.1.1.2
monitoredApBSSID	.1.3.6.1.4.1.14823.2.2.1.6.6.1.1.1.3
monPhyType	.1.3.6.1.4.1.14823.2.2.1.6.6.1.1.1.4
monAPCurrentChannel	.1.3.6.1.4.1.14823.2.2.1.6.6.1.1.1.5
monAPNumClients	.1.3.6.1.4.1.14823.2.2.1.6.6.1.1.1.6
monAPTxBPkts	.1.3.6.1.4.1.14823.2.2.1.6.6.1.1.1.7
monAPTxBBytes	.1.3.6.1.4.1.14823.2.2.1.6.6.1.1.1.8

Table 134 SNMP OIDs for Alcatel-Lucent Enterprise MIB modules (Continued)

SNMP MIB	OID
monAPRxPkts	.1.3.6.1.4.1.14823.2.2.1.6.6.1.1.1.9
monAPRxBytes	.1.3.6.1.4.1.14823.2.2.1.6.6.1.1.1.10
monAPTxDauthentication	.1.3.6.1.4.1.14823.2.2.1.6.6.1.1.1.11
monAPRxDeauthentication	.1.3.6.1.4.1.14823.2.2.1.6.6.1.1.1.12
monAPChannelThroughpu	.1.3.6.1.4.1.14823.2.2.1.6.6.1.1.1.13
monAPFrameRetryRate	.1.3.6.1.4.1.14823.2.2.1.6.6.1.1.1.14
monAPFrameLowSpeedRate	.1.3.6.1.4.1.14823.2.2.1.6.6.1.1.1.15
monAPFrameNonUnicastRate	.1.3.6.1.4.1.14823.2.2.1.6.6.1.1.1.16
monAPFrameFragmentationRate	.1.3.6.1.4.1.14823.2.2.1.6.6.1.1.1.17
monAPFrameBandwidthRate	.1.3.6.1.4.1.14823.2.2.1.6.6.1.1.1.18
monAPFrameRetryErrorRate	.1.3.6.1.4.1.14823.2.2.1.6.6.1.1.1.19
monAPChannelErrorRate	.1.3.6.1.4.1.14823.2.2.1.6.6.1.1.1.20
monAPESSID	.1.3.6.1.4.1.14823.2.2.1.6.6.1.1.1.21
monAPRSSI	.1.3.6.1.4.1.14823.2.2.1.6.6.1.1.1.22
monAPFrameReceiveErrorRate	.1.3.6.1.4.1.14823.2.2.1.6.6.1.1.1.23
wlsxMonAPRateStatsTable	.1.3.6.1.4.1.14823.2.2.1.6.6.1.2
wlsxMonAPRateStatsEntry	.1.3.6.1.4.1.14823.2.2.1.6.6.1.2.1
monAPStatsTotPktsAt1Mbps	.1.3.6.1.4.1.14823.2.2.1.6.6.1.2.1.1
monAPStatsTotBytesAt1Mbps	.1.3.6.1.4.1.14823.2.2.1.6.6.1.2.1.2
monAPStatsTotPktsAt2Mbps	.1.3.6.1.4.1.14823.2.2.1.6.6.1.2.1.3
monAPStatsTotBytesAt2Mbps	.1.3.6.1.4.1.14823.2.2.1.6.6.1.2.1.4
monAPStatsTotPktsAt5Mbps	.1.3.6.1.4.1.14823.2.2.1.6.6.1.2.1.5
monAPStatsTotBytesAt5Mbps	.1.3.6.1.4.1.14823.2.2.1.6.6.1.2.1.6
monAPStatsTotPktsAt11Mbps	.1.3.6.1.4.1.14823.2.2.1.6.6.1.2.1.7
monAPStatsTotBytesAt11Mbps	.1.3.6.1.4.1.14823.2.2.1.6.6.1.2.1.8
monAPStatsTotPktsAt6Mbps	.1.3.6.1.4.1.14823.2.2.1.6.6.1.2.1.9
monAPStatsTotBytesAt6Mbps	.1.3.6.1.4.1.14823.2.2.1.6.6.1.2.1.10
monAPStatsTotPktsAt12Mbps	.1.3.6.1.4.1.14823.2.2.1.6.6.1.2.1.11
monAPStatsTotBytesAt12Mbps	.1.3.6.1.4.1.14823.2.2.1.6.6.1.2.1.12
monAPStatsTotPktsAt18Mbps	.1.3.6.1.4.1.14823.2.2.1.6.6.1.2.1.13
monAPStatsTotBytesAt18Mbps	.1.3.6.1.4.1.14823.2.2.1.6.6.1.2.1.14
monAPStatsTotPktsAt24Mbps	.1.3.6.1.4.1.14823.2.2.1.6.6.1.2.1.15
monAPStatsTotBytesAt24Mbps	.1.3.6.1.4.1.14823.2.2.1.6.6.1.2.1.16
monAPStatsTotPktsAt36Mbps	.1.3.6.1.4.1.14823.2.2.1.6.6.1.2.1.17

Table 134 SNMP OIDs for Alcatel-Lucent Enterprise MIB modules (Continued)

SNMP MIB	OID
monAPStatsTotBytesAt36Mbps	.1.3.6.1.4.1.14823.2.2.1.6.6.1.2.1.18
monAPStatsTotPktsAt48Mbps	.1.3.6.1.4.1.14823.2.2.1.6.6.1.2.1.19
monAPStatsTotBytesAt48Mbps	.1.3.6.1.4.1.14823.2.2.1.6.6.1.2.1.20
monAPStatsTotPktsAt54Mbps	.1.3.6.1.4.1.14823.2.2.1.6.6.1.2.1.21
monAPStatsTotBytesAt54Mbps	.1.3.6.1.4.1.14823.2.2.1.6.6.1.2.1.22
monAPStatsTotPktsAt9Mbps	.1.3.6.1.4.1.14823.2.2.1.6.6.1.2.1.23
monAPStatsTotBytesAt9Mbps	.1.3.6.1.4.1.14823.2.2.1.6.6.1.2.1.24
wlsxMonAPDTypeStatsTable	.1.3.6.1.4.1.14823.2.2.1.6.6.1.3
wlsxMonAPDTypeStatsEntry	.1.3.6.1.4.1.14823.2.2.1.6.6.1.3.1
monAPStatsTotDABroadcastPkts	.1.3.6.1.4.1.14823.2.2.1.6.6.1.3.1.1
monAPStatsTotDABroadcastBytes	.1.3.6.1.4.1.14823.2.2.1.6.6.1.3.1.2
monAPStatsTotDAMulticastPkts	.1.3.6.1.4.1.14823.2.2.1.6.6.1.3.1.3
monAPStatsTotDAMulticastBytes	.1.3.6.1.4.1.14823.2.2.1.6.6.1.3.1.4
monAPStatsTotDAUnicastPkts	.1.3.6.1.4.1.14823.2.2.1.6.6.1.3.1.5
monAPStatsTotDAUnicastBytes	.1.3.6.1.4.1.14823.2.2.1.6.6.1.3.1.6
wlsxMonAPFrameTypeStatsTable	.1.3.6.1.4.1.14823.2.2.1.6.6.1.4
wlsxMonAPFrameTypeStatsEntry	.1.3.6.1.4.1.14823.2.2.1.6.6.1.4.1
monAPStatsTotMgmtPkts	.1.3.6.1.4.1.14823.2.2.1.6.6.1.4.1.1
monAPStatsTotMgmtBytes	.1.3.6.1.4.1.14823.2.2.1.6.6.1.4.1.2
monAPStatsTotCtrlPkts	.1.3.6.1.4.1.14823.2.2.1.6.6.1.4.1.3
monAPStatsTotCtrlBytes	.1.3.6.1.4.1.14823.2.2.1.6.6.1.4.1.4
monAPStatsTotDataPkts	.1.3.6.1.4.1.14823.2.2.1.6.6.1.4.1.5
monAPStatsTotDataBytes	.1.3.6.1.4.1.14823.2.2.1.6.6.1.4.1.6
wlsxMonAPPktSizeStatsTable	.1.3.6.1.4.1.14823.2.2.1.6.6.1.5
wlsxMonAPPktSizeStatsEntry	.1.3.6.1.4.1.14823.2.2.1.6.6.1.5.1
monAPStatsPkts63Bytes	.1.3.6.1.4.1.14823.2.2.1.6.6.1.5.1.1
monAPStatsPkts64To127	.1.3.6.1.4.1.14823.2.2.1.6.6.1.5.1.2
monAPStatsPkts128To255	.1.3.6.1.4.1.14823.2.2.1.6.6.1.5.1.3
monAPStatsPkts256To511	.1.3.6.1.4.1.14823.2.2.1.6.6.1.5.1.4
monAPStatsPkts512To1023	.1.3.6.1.4.1.14823.2.2.1.6.6.1.5.1.5
monAPStatsPkts1024To1518	.1.3.6.1.4.1.14823.2.2.1.6.6.1.5.1.6
wlsxMonAPHTRateStatsTable	.1.3.6.1.4.1.14823.2.2.1.6.6.1.6
wlsxMonAPHTRateStatsEntry	.1.3.6.1.4.1.14823.2.2.1.6.6.1.6.1
monHTRate	.1.3.6.1.4.1.14823.2.2.1.6.6.1.6.1.1

Table 134 SNMP OIDs for Alcatel-Lucent Enterprise MIB modules (Continued)

SNMP MIB	OID
monAPStatsTotHTPkts	.1.3.6.1.4.1.14823.2.2.1.6.6.1.6.1.2
monAPStatsTotHTBytes	.1.3.6.1.4.1.14823.2.2.1.6.6.1.6.1.3
wlsxMonStationStatsGroup	.1.3.6.1.4.1.14823.2.2.1.6.6.2
wlsxMonStationStatsTable	.1.3.6.1.4.1.14823.2.2.1.6.6.2.1
wlsxMonStationStatsEntry	.1.3.6.1.4.1.14823.2.2.1.6.6.2.1.1
monitoredStaPhyAddress	.1.3.6.1.4.1.14823.2.2.1.6.6.2.1.1.1
monStaChannelNum	.1.3.6.1.4.1.14823.2.2.1.6.6.2.1.1.2
monStaTxPkts	.1.3.6.1.4.1.14823.2.2.1.6.6.2.1.1.3
monStaTxBytes	.1.3.6.1.4.1.14823.2.2.1.6.6.2.1.1.4
monStaRxPkts	.1.3.6.1.4.1.14823.2.2.1.6.6.2.1.1.5
monStaRxBytes	.1.3.6.1.4.1.14823.2.2.1.6.6.2.1.1.6
monStaTxBCastPkts	.1.3.6.1.4.1.14823.2.2.1.6.6.2.1.1.7
monStaTxBCastBytes	.1.3.6.1.4.1.14823.2.2.1.6.6.2.1.1.8
monStaTxMCastPkts	.1.3.6.1.4.1.14823.2.2.1.6.6.2.1.1.9
monStaTxMCastBytes	.1.3.6.1.4.1.14823.2.2.1.6.6.2.1.1.10
monStaDataPkts	.1.3.6.1.4.1.14823.2.2.1.6.6.2.1.1.11
monStaCtrlPkts	.1.3.6.1.4.1.14823.2.2.1.6.6.2.1.1.12
monStaNumAssocRequests	.1.3.6.1.4.1.14823.2.2.1.6.6.2.1.1.13
monStaNumAuthRequests	.1.3.6.1.4.1.14823.2.2.1.6.6.2.1.1.14
monStaTxDeauthentications	.1.3.6.1.4.1.14823.2.2.1.6.6.2.1.1.15
monStaRxDeauthentications	.1.3.6.1.4.1.14823.2.2.1.6.6.2.1.1.16
monStaFrameRetryRate	.1.3.6.1.4.1.14823.2.2.1.6.6.2.1.1.17
monStaFrameLowSpeedRate	.1.3.6.1.4.1.14823.2.2.1.6.6.2.1.1.18
monStaFrameNonUnicastRate	.1.3.6.1.4.1.14823.2.2.1.6.6.2.1.1.19
monStaFrameFragmentationRate	.1.3.6.1.4.1.14823.2.2.1.6.6.2.1.1.20
monStaFrameBandwidthRate	.1.3.6.1.4.1.14823.2.2.1.6.6.2.1.1.21
monStaFrameRetryErrorRate	.1.3.6.1.4.1.14823.2.2.1.6.6.2.1.1.22
monStaBSSID	.1.3.6.1.4.1.14823.2.2.1.6.6.2.1.1.23
monStaESSID	.1.3.6.1.4.1.14823.2.2.1.6.6.2.1.1.24
monStaPhyType	.1.3.6.1.4.1.14823.2.2.1.6.6.2.1.1.25
monStaRSSI	.1.3.6.1.4.1.14823.2.2.1.6.6.2.1.1.26
monStaFrameReceiveErrorRate	.1.3.6.1.4.1.14823.2.2.1.6.6.2.1.1.27
wlsxMonStaRateStatsTable	.1.3.6.1.4.1.14823.2.2.1.6.6.2.2
wlsxMonStaRateStatsEntry	.1.3.6.1.4.1.14823.2.2.1.6.6.2.2.1

Table 134 SNMP OIDs for Alcatel-Lucent Enterprise MIB modules (Continued)

SNMP MIB	OID
monStaTxPktsAt1Mbps	.1.3.6.1.4.1.14823.2.2.1.6.6.2.2.1.1
monStaTxBytesAt1Mbps	.1.3.6.1.4.1.14823.2.2.1.6.6.2.2.1.2
monStaTxPktsAt2Mbps	.1.3.6.1.4.1.14823.2.2.1.6.6.2.2.1.3
monStaTxBytesAt2Mbps	.1.3.6.1.4.1.14823.2.2.1.6.6.2.2.1.4
monStaTxPktsAt5Mbps	.1.3.6.1.4.1.14823.2.2.1.6.6.2.2.1.5
monStaTxBytesAt5Mbps	.1.3.6.1.4.1.14823.2.2.1.6.6.2.2.1.6
monStaTxPktsAt11Mbps	.1.3.6.1.4.1.14823.2.2.1.6.6.2.2.1.7
monStaTxBytesAt11Mbps	.1.3.6.1.4.1.14823.2.2.1.6.6.2.2.1.8
monStaTxPktsAt6Mbps	.1.3.6.1.4.1.14823.2.2.1.6.6.2.2.1.9
monStaTxBytesAt6Mbps	.1.3.6.1.4.1.14823.2.2.1.6.6.2.2.1.10
monStaTxPktsAt12Mbps	.1.3.6.1.4.1.14823.2.2.1.6.6.2.2.1.11
monStaTxBytesAt12Mbps	.1.3.6.1.4.1.14823.2.2.1.6.6.2.2.1.12
monStaTxPktsAt18Mbps	.1.3.6.1.4.1.14823.2.2.1.6.6.2.2.1.13
monStaTxBytesAt18Mbps	.1.3.6.1.4.1.14823.2.2.1.6.6.2.2.1.14
monStaTxPktsAt24Mbps	.1.3.6.1.4.1.14823.2.2.1.6.6.2.2.1.15
monStaTxBytesAt24Mbps	.1.3.6.1.4.1.14823.2.2.1.6.6.2.2.1.16
monStaTxPktsAt36Mbps	.1.3.6.1.4.1.14823.2.2.1.6.6.2.2.1.17
monStaTxBytesAt36Mbps	.1.3.6.1.4.1.14823.2.2.1.6.6.2.2.1.18
monStaTxPktsAt48Mbps	.1.3.6.1.4.1.14823.2.2.1.6.6.2.2.1.19
monStaTxBytesAt48Mbps	.1.3.6.1.4.1.14823.2.2.1.6.6.2.2.1.20
monStaTxPktsAt54Mbps	.1.3.6.1.4.1.14823.2.2.1.6.6.2.2.1.21
monStaTxBytesAt54Mbps	.1.3.6.1.4.1.14823.2.2.1.6.6.2.2.1.22
monStaRxPktsAt1Mbps	.1.3.6.1.4.1.14823.2.2.1.6.6.2.2.1.23
monStaRxBytesAt1Mbps	.1.3.6.1.4.1.14823.2.2.1.6.6.2.2.1.24
monStaRxPktsAt2Mbps	.1.3.6.1.4.1.14823.2.2.1.6.6.2.2.1.25
monStaRxBytesAt2Mbps	.1.3.6.1.4.1.14823.2.2.1.6.6.2.2.1.26
monStaRxPktsAt5Mbps	.1.3.6.1.4.1.14823.2.2.1.6.6.2.2.1.27
monStaRxBytesAt5Mbps	.1.3.6.1.4.1.14823.2.2.1.6.6.2.2.1.28
monStaRxPktsAt11Mbps	.1.3.6.1.4.1.14823.2.2.1.6.6.2.2.1.29
monStaRxBytesAt11Mbps	.1.3.6.1.4.1.14823.2.2.1.6.6.2.2.1.30
monStaRxPktsAt6Mbps	.1.3.6.1.4.1.14823.2.2.1.6.6.2.2.1.31
monStaRxBytesAt6Mbps	.1.3.6.1.4.1.14823.2.2.1.6.6.2.2.1.32
monStaRxPktsAt12Mbps	.1.3.6.1.4.1.14823.2.2.1.6.6.2.2.1.33
monStaRxBytesAt12Mbps	.1.3.6.1.4.1.14823.2.2.1.6.6.2.2.1.34

Table 134 SNMP OIDs for Alcatel-Lucent Enterprise MIB modules (Continued)

SNMP MIB	OID
monStaRxPktsAt18Mbps	.1.3.6.1.4.1.14823.2.2.1.6.6.2.2.1.35
monStaRxBytesAt18Mbps	.1.3.6.1.4.1.14823.2.2.1.6.6.2.2.1.36
monStaRxPktsAt24Mbps	.1.3.6.1.4.1.14823.2.2.1.6.6.2.2.1.37
monStaRxBytesAt24Mbps	.1.3.6.1.4.1.14823.2.2.1.6.6.2.2.1.38
monStaRxPktsAt36Mbps	.1.3.6.1.4.1.14823.2.2.1.6.6.2.2.1.39
monStaRxBytesAt36Mbps	.1.3.6.1.4.1.14823.2.2.1.6.6.2.2.1.40
monStaRxPktsAt48Mbps	.1.3.6.1.4.1.14823.2.2.1.6.6.2.2.1.41
monStaRxBytesAt48Mbps	.1.3.6.1.4.1.14823.2.2.1.6.6.2.2.1.42
monStaRxPktsAt54Mbps	.1.3.6.1.4.1.14823.2.2.1.6.6.2.2.1.43
monStaRxBytesAt54Mbps	.1.3.6.1.4.1.14823.2.2.1.6.6.2.2.1.44
monStaTxPktsAt9Mbps	.1.3.6.1.4.1.14823.2.2.1.6.6.2.2.1.45
monStaTxBytesAt9Mbps	.1.3.6.1.4.1.14823.2.2.1.6.6.2.2.1.46
monStaRxPktsAt9Mbps	.1.3.6.1.4.1.14823.2.2.1.6.6.2.2.1.47
monStaRxBytesAt9Mbps	.1.3.6.1.4.1.14823.2.2.1.6.6.2.2.1.48
wlsxMonStaDATypeStatsTable	.1.3.6.1.4.1.14823.2.2.1.6.6.2.3
wlsxMonStaDATypeStatsEntry	.1.3.6.1.4.1.14823.2.2.1.6.6.2.3.1
monStaTxDABroadcastPkts	.1.3.6.1.4.1.14823.2.2.1.6.6.2.3.1.1
monStaTxDABroadcastBytes	.1.3.6.1.4.1.14823.2.2.1.6.6.2.3.1.2
monStaTxDAMulticastPkts	.1.3.6.1.4.1.14823.2.2.1.6.6.2.3.1.3
monStaTxDAMulticastBytes	.1.3.6.1.4.1.14823.2.2.1.6.6.2.3.1.4
monStaTxDAUnicastPkts	.1.3.6.1.4.1.14823.2.2.1.6.6.2.3.1.5
monStaTxDAUnicastBytes	.1.3.6.1.4.1.14823.2.2.1.6.6.2.3.1.6
wlsxMonStaFrameTypeStatsTable	.1.3.6.1.4.1.14823.2.2.1.6.6.2.4
wlsxMonStaFrameTypeStatsEntry	.1.3.6.1.4.1.14823.2.2.1.6.6.2.4.1
monStaTxMgmtPkts	.1.3.6.1.4.1.14823.2.2.1.6.6.2.4.1.1
monStaTxMgmtBytes	.1.3.6.1.4.1.14823.2.2.1.6.6.2.4.1.2
monStaTxCtrlPkts	.1.3.6.1.4.1.14823.2.2.1.6.6.2.4.1.3
monStaTxCtrlBytes	.1.3.6.1.4.1.14823.2.2.1.6.6.2.4.1.4
monStaTxDataPkts	.1.3.6.1.4.1.14823.2.2.1.6.6.2.4.1.5
monStaTxDataBytes	.1.3.6.1.4.1.14823.2.2.1.6.6.2.4.1.6
monStaRxMgmtPkts	.1.3.6.1.4.1.14823.2.2.1.6.6.2.4.1.7
monStaRxMgmtBytes	.1.3.6.1.4.1.14823.2.2.1.6.6.2.4.1.8
monStaRxCtrlPkts	.1.3.6.1.4.1.14823.2.2.1.6.6.2.4.1.9
monStaRxCtrlBytes	.1.3.6.1.4.1.14823.2.2.1.6.6.2.4.1.10

Table 134 SNMP OIDs for Alcatel-Lucent Enterprise MIB modules (Continued)

SNMP MIB	OID
monStaRxDataPkts	.1.3.6.1.4.1.14823.2.2.1.6.6.2.4.1.11
monStaRxDataBytes	.1.3.6.1.4.1.14823.2.2.1.6.6.2.4.1.12
wlsxMonStaPktSizeStatsTable	.1.3.6.1.4.1.14823.2.2.1.6.6.2.5
wlsxMonStaPktSizeStatsEntry	.1.3.6.1.4.1.14823.2.2.1.6.6.2.5.1
monStaTxPkts63Bytes	.1.3.6.1.4.1.14823.2.2.1.6.6.2.5.1.1
monStaTxPkts64To127	.1.3.6.1.4.1.14823.2.2.1.6.6.2.5.1.2
monStaTxPkts128To255	.1.3.6.1.4.1.14823.2.2.1.6.6.2.5.1.3
monStaTxPkts256To511	.1.3.6.1.4.1.14823.2.2.1.6.6.2.5.1.4
monStaTxPkts512To1023	.1.3.6.1.4.1.14823.2.2.1.6.6.2.5.1.5
monStaTxPkts1024To1518	.1.3.6.1.4.1.14823.2.2.1.6.6.2.5.1.6
monStaRxPkts63Bytes	.1.3.6.1.4.1.14823.2.2.1.6.6.2.5.1.7
monStaRxPkts64To127	.1.3.6.1.4.1.14823.2.2.1.6.6.2.5.1.8
monStaRxPkts128To255	.1.3.6.1.4.1.14823.2.2.1.6.6.2.5.1.9
monStaRxPkts256To511	.1.3.6.1.4.1.14823.2.2.1.6.6.2.5.1.10
monStaRxPkts512To1023	.1.3.6.1.4.1.14823.2.2.1.6.6.2.5.1.11
monStaRxPkts1024To1518	.1.3.6.1.4.1.14823.2.2.1.6.6.2.5.1.12
wlsxMonEventCountTable	.1.3.6.1.4.1.14823.2.2.1.6.6.2.6
wlsxMonEventCountEntry	.1.3.6.1.4.1.14823.2.2.1.6.6.2.6.1
monEventID	.1.3.6.1.4.1.14823.2.2.1.6.6.2.6.1.1
monEventCount	.1.3.6.1.4.1.14823.2.2.1.6.6.2.6.1.2
wlsxMonStationHTRateStatsTable	.1.3.6.1.4.1.14823.2.2.1.6.6.2.7
wlsxMonStationHTRateStatsEntry	.1.3.6.1.4.1.14823.2.2.1.6.6.2.7.1
monStaTxHTPkts	.1.3.6.1.4.1.14823.2.2.1.6.6.2.7.1.1
monStaTxHTBytes	.1.3.6.1.4.1.14823.2.2.1.6.6.2.7.1.2
monStaRxHTPkts	.1.3.6.1.4.1.14823.2.2.1.6.6.2.7.1.3
monStaRxHTBytes	.1.3.6.1.4.1.14823.2.2.1.6.6.2.7.1.4
wlsxMonInfoGroup	.1.3.6.1.4.1.14823.2.2.1.6.7
wlsxMonAccessPointInfoGroup	.1.3.6.1.4.1.14823.2.2.1.6.7.1
wlsxMonAPInfoTable	.1.3.6.1.4.1.14823.2.2.1.6.7.1.1
wlsxMonAPInfoEntry	.1.3.6.1.4.1.14823.2.2.1.6.7.1.1.1
monAPInfoPhyType	.1.3.6.1.4.1.14823.2.2.1.6.7.1.1.1.1
monAPInfoCurrentChannel	.1.3.6.1.4.1.14823.2.2.1.6.7.1.1.1.2
monAPInfoClassification	.1.3.6.1.4.1.14823.2.2.1.6.7.1.1.1.3
monAPInfoESSID	.1.3.6.1.4.1.14823.2.2.1.6.7.1.1.1.4

Table 134 SNMP OIDs for Alcatel-Lucent Enterprise MIB modules (Continued)

SNMP MIB	OID
monAPInfoRSSI	.1.3.6.1.4.1.14823.2.2.1.6.7.1.1.1.5
monAPInfoMonitorTime	.1.3.6.1.4.1.14823.2.2.1.6.7.1.1.1.6
monAPInfoInactivityTime	.1.3.6.1.4.1.14823.2.2.1.6.7.1.1.1.7
monAPInfoSnrSignalPkts	.1.3.6.1.4.1.14823.2.2.1.6.7.1.1.1.8
monAPInfoSnrSampleTime	.1.3.6.1.4.1.14823.2.2.1.6.7.1.1.1.9
monAPInfoStatus	.1.3.6.1.4.1.14823.2.2.1.6.7.1.1.1.10
monAPInfoConfidence	.1.3.6.1.4.1.14823.2.2.1.6.7.1.1.1.11
monAPInfoMatchType	.1.3.6.1.4.1.14823.2.2.1.6.7.1.1.1.12
monAPInfoMatchMethod	.1.3.6.1.4.1.14823.2.2.1.6.7.1.1.1.13
wlsxMonStationInfoGroup	.1.3.6.1.4.1.14823.2.2.1.6.7.2
wlsxMonStationInfoTable	.1.3.6.1.4.1.14823.2.2.1.6.7.2.1
wlsxMonStationInfoEntry	.1.3.6.1.4.1.14823.2.2.1.6.7.2.1.1
monStalInfoChannelNum	.1.3.6.1.4.1.14823.2.2.1.6.7.2.1.1.1
monStalInfoBSSID	.1.3.6.1.4.1.14823.2.2.1.6.7.2.1.1.2
monStalInfoESSID	.1.3.6.1.4.1.14823.2.2.1.6.7.2.1.1.3
monStalInfoPhyType	.1.3.6.1.4.1.14823.2.2.1.6.7.2.1.1.4
monStalInfoRSSI	.1.3.6.1.4.1.14823.2.2.1.6.7.2.1.1.5
monStalInfoClassification	.1.3.6.1.4.1.14823.2.2.1.6.7.2.1.1.6
monStalInfoMonitorTime	.1.3.6.1.4.1.14823.2.2.1.6.7.2.1.1.7
monStalInfoInactivityTime	.1.3.6.1.4.1.14823.2.2.1.6.7.2.1.1.8
monStalInfoSnrSignalPkts	.1.3.6.1.4.1.14823.2.2.1.6.7.2.1.1.9
monStalInfoSnrSampleTime	.1.3.6.1.4.1.14823.2.2.1.6.7.2.1.1.10
monStalInfoStatus	.1.3.6.1.4.1.14823.2.2.1.6.7.2.1.1.11
wlsxSNRMIB	.1.3.6.1.4.1.14823.2.2.1.7
wlsxSNRGroup	.1.3.6.1.4.1.14823.2.2.1.7.1
wlsxAPSnrTable	.1.3.6.1.4.1.14823.2.2.1.7.1.1
wlsxAPSnrEntry	.1.3.6.1.4.1.14823.2.2.1.7.1.1.1
apSnrAverageSignalStrength	.1.3.6.1.4.1.14823.2.2.1.7.1.1.1.1
apSnrSignalPkts	.1.3.6.1.4.1.14823.2.2.1.7.1.1.1.2
apSnrHighestRxSignalStrength	.1.3.6.1.4.1.14823.2.2.1.7.1.1.1.3
apSnrLowestRxSignalStrength	.1.3.6.1.4.1.14823.2.2.1.7.1.1.1.4
apSnrSampleTime	.1.3.6.1.4.1.14823.2.2.1.7.1.1.1.5
wlsxStaSnrTable	.1.3.6.1.4.1.14823.2.2.1.7.1.2
wlsxStaSnrEntry	.1.3.6.1.4.1.14823.2.2.1.7.1.2.1

Table 134 SNMP OIDs for Alcatel-Lucent Enterprise MIB modules (Continued)

SNMP MIB	OID
staSnrAverageSignalStrength	.1.3.6.1.4.1.14823.2.2.1.7.1.2.1.1
staSnrSignalPkts	.1.3.6.1.4.1.14823.2.2.1.7.1.2.1.2
staSnrHighestRxSignalStrength	.1.3.6.1.4.1.14823.2.2.1.7.1.2.1.3
staSnrLowestRxSignalStrength	.1.3.6.1.4.1.14823.2.2.1.7.1.2.1.4
staSnrSampleTime	.1.3.6.1.4.1.14823.2.2.1.7.1.2.1.5
wlsxAPSnrBSSIDTable	.1.3.6.1.4.1.14823.2.2.1.7.1.3
wlsxAPSnrBSSIDEntry	.1.3.6.1.4.1.14823.2.2.1.7.1.3.1
apSnrBSSIDAverageSignalStrength	.1.3.6.1.4.1.14823.2.2.1.7.1.3.1.1
apSnrBSSIDSignalPkts	.1.3.6.1.4.1.14823.2.2.1.7.1.3.1.2
apSnrBSSIDHighestRxSignalStrength	.1.3.6.1.4.1.14823.2.2.1.7.1.3.1.3
apSnrBSSIDLowestRxSignalStrength	.1.3.6.1.4.1.14823.2.2.1.7.1.3.1.4
apSnrBSSIDSampleTime	.1.3.6.1.4.1.14823.2.2.1.7.1.3.1.5
wlsxStaSnrPhyTable	.1.3.6.1.4.1.14823.2.2.1.7.1.4
wlsxStaSnrPhyEntry	.1.3.6.1.4.1.14823.2.2.1.7.1.4.1
staSnrPhyAverageSignalStrength	.1.3.6.1.4.1.14823.2.2.1.7.1.4.1.1
staSnrPhySignalPkts	.1.3.6.1.4.1.14823.2.2.1.7.1.4.1.2
staSnrPhyHighestRxSignalStrength	.1.3.6.1.4.1.14823.2.2.1.7.1.4.1.3
staSnrPhyLowestRxSignalStrength	.1.3.6.1.4.1.14823.2.2.1.7.1.4.1.4
staSnrPhySampleTime	.1.3.6.1.4.1.14823.2.2.1.7.1.4.1.5
wlsxAuthMIB	.1.3.6.1.4.1.14823.2.2.1.8
wlsxAuthenticationServerGroup	.1.3.6.1.4.1.14823.2.2.1.8.1
wlsxAuthenticationServerTable	.1.3.6.1.4.1.14823.2.2.1.8.1.1
wlsxAuthenticationServerEntry	.1.3.6.1.4.1.14823.2.2.1.8.1.1.1
authServerName	.1.3.6.1.4.1.14823.2.2.1.8.1.1.1.1
authServerType	.1.3.6.1.4.1.14823.2.2.1.8.1.1.1.2
authServerAddress	.1.3.6.1.4.1.14823.2.2.1.8.1.1.1.3
authServerPort	.1.3.6.1.4.1.14823.2.2.1.8.1.1.1.4
authServerRetryCount	.1.3.6.1.4.1.14823.2.2.1.8.1.1.1.5
authServerTimeOutValue	.1.3.6.1.4.1.14823.2.2.1.8.1.1.1.6
authServerState	.1.3.6.1.4.1.14823.2.2.1.8.1.1.1.7
authServerInservice	.1.3.6.1.4.1.14823.2.2.1.8.1.1.1.8
authServerUsageCount	.1.3.6.1.4.1.14823.2.2.1.8.1.1.1.9
authServerSuccessfullAuths	.1.3.6.1.4.1.14823.2.2.1.8.1.1.1.10
authServerFailedAuths	.1.3.6.1.4.1.14823.2.2.1.8.1.1.1.11

Table 134 SNMP OIDs for Alcatel-Lucent Enterprise MIB modules (Continued)

SNMP MIB	OID
authServerTimeouts	.1.3.6.1.4.1.14823.2.2.1.8.1.1.1.12
authServerAvgResponseTime	.1.3.6.1.4.1.14823.2.2.1.8.1.1.1.13
authServerOutStandingRequests	.1.3.6.1.4.1.14823.2.2.1.8.1.1.1.14
authServerUptime	.1.3.6.1.4.1.14823.2.2.1.8.1.1.1.15
wlsxPortalServerTable	.1.3.6.1.4.1.14823.2.2.1.8.1.2
wlsxPortalServerEntry	.1.3.6.1.4.1.14823.2.2.1.8.1.2.1
portalServerIndex	.1.3.6.1.4.1.14823.2.2.1.8.1.2.1.1
portalServerHost	.1.3.6.1.4.1.14823.2.2.1.8.1.2.1.2
portalServerPort	.1.3.6.1.4.1.14823.2.2.1.8.1.2.1.3
portalServerPage	.1.3.6.1.4.1.14823.2.2.1.8.1.2.1.4
portalServerProtocol	.1.3.6.1.4.1.14823.2.2.1.8.1.2.1.5
wlsxLdapServerStateTable	.1.3.6.1.4.1.14823.2.2.1.8.1.5
wlsxLdapServerStateEntry	.1.3.6.1.4.1.14823.2.2.1.8.1.5.1
ldapLnitDone	.1.3.6.1.4.1.14823.2.2.1.8.1.5.1.1
ldapAdminBound	.1.3.6.1.4.1.14823.2.2.1.8.1.5.1.2
ldapReBindCount	.1.3.6.1.4.1.14823.2.2.1.8.1.5.1.3
wlsxAuthenticationInfoGroup	.1.3.6.1.4.1.14823.2.2.1.8.2
wlsxAuthenticationGroup	.1.3.6.1.4.1.14823.2.2.1.8.3
wlsxMobilityMIB	.1.3.6.1.4.1.14823.2.2.1.9
wlsxMobilityConfigGroup	.1.3.6.1.4.1.14823.2.2.1.9.1
wlsxMobilityDomainTable	.1.3.6.1.4.1.14823.2.2.1.9.1.1
wlsxMobilityDomainEntry	.1.3.6.1.4.1.14823.2.2.1.9.1.1.1
mobilityDomainName	.1.3.6.1.4.1.14823.2.2.1.9.1.1.1.1
mobilityDomainIsExclusive	.1.3.6.1.4.1.14823.2.2.1.9.1.1.1.2
mobilityDomainStatus	.1.3.6.1.4.1.14823.2.2.1.9.1.1.1.3
wlsxMobilityHomeAgentTable	.1.3.6.1.4.1.14823.2.2.1.9.1.3
wlsxMobilityHomeAgentEntry	.1.3.6.1.4.1.14823.2.2.1.9.1.3.1
mobilityHomeAgentSubnet	.1.3.6.1.4.1.14823.2.2.1.9.1.3.1.1
mobilityHomeAgentMask	.1.3.6.1.4.1.14823.2.2.1.9.1.3.1.2
mobilityHomeAgentIp	.1.3.6.1.4.1.14823.2.2.1.9.1.3.1.3
mobilityHomeAgentVlan	.1.3.6.1.4.1.14823.2.2.1.9.1.3.1.4
wlsxMobilityHostTable	.1.3.6.1.4.1.14823.2.2.1.9.1.4
wlsxMobilityHostEntry	.1.3.6.1.4.1.14823.2.2.1.9.1.4.1
mobilityHostMac	.1.3.6.1.4.1.14823.2.2.1.9.1.4.1.1

Table 134 SNMP OIDs for Alcatel-Lucent Enterprise MIB modules (Continued)

SNMP MIB	OID
mobilityHostIp	.1.3.6.1.4.1.14823.2.2.1.9.1.4.1.2
mobilityHostStatus	.1.3.6.1.4.1.14823.2.2.1.9.1.4.1.3
mobilityHostServiceTime	.1.3.6.1.4.1.14823.2.2.1.9.1.4.1.4
mobilityHostHomeVlan	.1.3.6.1.4.1.14823.2.2.1.9.1.4.1.5
mobilityHostHomeNetwork	.1.3.6.1.4.1.14823.2.2.1.9.1.4.1.6
mobilityHostHomeMask	.1.3.6.1.4.1.14823.2.2.1.9.1.4.1.7
mobilityHostDhcpInfo	.1.3.6.1.4.1.14823.2.2.1.9.1.4.1.8
wlsxMobilityProxyStatsGroup	.1.3.6.1.4.1.14823.2.2.1.9.2
mobilityProxyPktRx	.1.3.6.1.4.1.14823.2.2.1.9.2.1
mobilityProxyPktHandled	.1.3.6.1.4.1.14823.2.2.1.9.2.2
mobilityProxyPktFwd	.1.3.6.1.4.1.14823.2.2.1.9.2.3
mobilityProxyPktDrop	.1.3.6.1.4.1.14823.2.2.1.9.2.4
mobilityProxyBusy	.1.3.6.1.4.1.14823.2.2.1.9.2.5
mobilityProxyNoMobility	.1.3.6.1.4.1.14823.2.2.1.9.2.6
mobilityProxyClientIPChg	.1.3.6.1.4.1.14823.2.2.1.9.2.7
mobilityProxyClientEssidChg	.1.3.6.1.4.1.14823.2.2.1.9.2.8
wlsxMobilityProxyDHCPStatsGroup	.1.3.6.1.4.1.14823.2.2.1.9.3
mobilityProxyDhcpBootpRx	.1.3.6.1.4.1.14823.2.2.1.9.3.1
mobilityProxyDhcpPktProc	.1.3.6.1.4.1.14823.2.2.1.9.3.2
mobilityProxyDhcpPktFwd	.1.3.6.1.4.1.14823.2.2.1.9.3.3
mobilityProxyDhcpPktDrop	.1.3.6.1.4.1.14823.2.2.1.9.3.4
mobilityProxyDHCPNak	.1.3.6.1.4.1.14823.2.2.1.9.3.5
mobilityProxyBadDHCPPkt	.1.3.6.1.4.1.14823.2.2.1.9.3.6
mobilityProxyNotDHCP	.1.3.6.1.4.1.14823.2.2.1.9.3.7
mobilityProxyDHCPNoHomeVlan	.1.3.6.1.4.1.14823.2.2.1.9.3.8
mobilityProxyDHCPUnexpFrame	.1.3.6.1.4.1.14823.2.2.1.9.3.9
mobilityProxyDHCPUnexpRemote	.1.3.6.1.4.1.14823.2.2.1.9.3.10
wlsxMobilityHASStatsGroup	.1.3.6.1.4.1.14823.2.2.1.9.4
mobilityHARxRRQ	.1.3.6.1.4.1.14823.2.2.1.9.4.1
mobilityHASentRRP	.1.3.6.1.4.1.14823.2.2.1.9.4.2
mobilityHARRQAccept	.1.3.6.1.4.1.14823.2.2.1.9.4.3
mobilityHARRQDenied	.1.3.6.1.4.1.14823.2.2.1.9.4.4
mobilityHARRQIgnore	.1.3.6.1.4.1.14823.2.2.1.9.4.5
mobilityHARRQAdminDeny	.1.3.6.1.4.1.14823.2.2.1.9.4.6

Table 134 SNMP OIDs for Alcatel-Lucent Enterprise MIB modules (Continued)

SNMP MIB	OID
mobilityHARRQNoResource	.1.3.6.1.4.1.14823.2.2.1.9.4.7
mobilityHAMNauthFail	.1.3.6.1.4.1.14823.2.2.1.9.4.8
mobilityHAFAauthFail	.1.3.6.1.4.1.14823.2.2.1.9.4.9
mobilityHABadID	.1.3.6.1.4.1.14823.2.2.1.9.4.10
mobilityHAMalform	.1.3.6.1.4.1.14823.2.2.1.9.4.11
mobilityHATooManyBnd	.1.3.6.1.4.1.14823.2.2.1.9.4.12
mobilityHABndExpire	.1.3.6.1.4.1.14823.2.2.1.9.4.13
wlsxMobilityFAStatsGroup	.1.3.6.1.4.1.14823.2.2.1.9.5
mobilityFASentRRQ	.1.3.6.1.4.1.14823.2.2.1.9.5.1
mobilityFARcvRRP	.1.3.6.1.4.1.14823.2.2.1.9.5.2
mobilityFARRQAccept	.1.3.6.1.4.1.14823.2.2.1.9.5.3
mobilityFARRQReject	.1.3.6.1.4.1.14823.2.2.1.9.5.4
mobilityMNHAauthFAIL	.1.3.6.1.4.1.14823.2.2.1.9.5.5
mobilityFAHAauthFAIL	.1.3.6.1.4.1.14823.2.2.1.9.5.6
mobilityFABadID	.1.3.6.1.4.1.14823.2.2.1.9.5.7
mobilityFAMalform	.1.3.6.1.4.1.14823.2.2.1.9.5.8
wlsxMobilityHAFARevocationStatsGroup	.1.3.6.1.4.1.14823.2.2.1.9.6
mobilitySentRRVRQ	.1.3.6.1.4.1.14823.2.2.1.9.6.1
mobilityRcvRRVAck	.1.3.6.1.4.1.14823.2.2.1.9.6.2
mobilityRcvRRV	.1.3.6.1.4.1.14823.2.2.1.9.6.3
mobilitySentRRVAck	.1.3.6.1.4.1.14823.2.2.1.9.6.4
mobilityRRVRQIgnore	.1.3.6.1.4.1.14823.2.2.1.9.6.5
mobilityRRVAckIgnore	.1.3.6.1.4.1.14823.2.2.1.9.6.6
wlsxESIMIB	.1.3.6.1.4.1.14823.2.2.1.10
wlsxESIConfigGroup	.1.3.6.1.4.1.14823.2.2.1.10.1
wlsxESIServerTable	.1.3.6.1.4.1.14823.2.2.1.10.1.1
wlsxESIServerEntry	.1.3.6.1.4.1.14823.2.2.1.10.1.1.1
esiServerName	.1.3.6.1.4.1.14823.2.2.1.10.1.1.1.1
esiServerGroup	.1.3.6.1.4.1.14823.2.2.1.10.1.1.1.2
esiServerMode	.1.3.6.1.4.1.14823.2.2.1.10.1.1.1.3
esiServerTrustedIP	.1.3.6.1.4.1.14823.2.2.1.10.1.1.1.4
esiServerUntrustedIP	.1.3.6.1.4.1.14823.2.2.1.10.1.1.1.5
esiServerTrustedSlot	.1.3.6.1.4.1.14823.2.2.1.10.1.1.1.6
esiServerTrustedPort	.1.3.6.1.4.1.14823.2.2.1.10.1.1.1.7

Table 134 SNMP OIDs for Alcatel-Lucent Enterprise MIB modules (Continued)

SNMP MIB	OID
esiServerUntrustedSlo	.1.3.6.1.4.1.14823.2.2.1.10.1.1.1.8
esiServerUntrustedPor	.1.3.6.1.4.1.14823.2.2.1.10.1.1.1.9
esiServerStatus	.1.3.6.1.4.1.14823.2.2.1.10.1.1.1.10
wlsxCtsMIB	.1.3.6.1.4.1.14823.2.2.1.11
wlsxCtsOpGroup	.1.3.6.1.4.1.14823.2.2.1.11.1
wlsxCtsRequestTable	.1.3.6.1.4.1.14823.2.2.1.11.1.1
wlsxCtsRequestEntry	.1.3.6.1.4.1.14823.2.2.1.11.1.1.1
wlsxCtsIndex	.1.3.6.1.4.1.14823.2.2.1.11.1.1.1.1
wlsxCtsOpcode	.1.3.6.1.4.1.14823.2.2.1.11.1.1.1.2
wlsxCtsCookie	.1.3.6.1.4.1.14823.2.2.1.11.1.1.1.3
wlsxCtsURL	.1.3.6.1.4.1.14823.2.2.1.11.1.1.1.4
wlsxCtsFlags	.1.3.6.1.4.1.14823.2.2.1.11.1.1.1.5
wlsxCtsStatus	.1.3.6.1.4.1.14823.2.2.1.11.1.1.1.6
wlsxVoiceMIB	.1.3.6.1.4.1.14823.2.2.1.12
wlsxVoiceStatsGroup	.1.3.6.1.4.1.14823.2.2.1.12.1
wlsxVoiceCdrInfoGroup	.1.3.6.1.4.1.14823.2.2.1.12.1.1
wlsxVoiceCdrTotal	.1.3.6.1.4.1.14823.2.2.1.12.1.1.1
wlsxVoiceCdrTable	.1.3.6.1.4.1.14823.2.2.1.12.1.1.2
wlsxVoiceCdrEntry	.1.3.6.1.4.1.14823.2.2.1.12.1.1.2.1
voiceCdrId	.1.3.6.1.4.1.14823.2.2.1.12.1.1.2.1.1
voiceCdrIp	.1.3.6.1.4.1.14823.2.2.1.12.1.1.2.1.2
voiceCdrMac	.1.3.6.1.4.1.14823.2.2.1.12.1.1.2.1.3
voiceCdrName	.1.3.6.1.4.1.14823.2.2.1.12.1.1.2.1.4
voiceCdrDialNum	.1.3.6.1.4.1.14823.2.2.1.12.1.1.2.1.5
voiceCdrDir	.1.3.6.1.4.1.14823.2.2.1.12.1.1.2.1.6
voiceCdrOrigTime	.1.3.6.1.4.1.14823.2.2.1.12.1.1.2.1.7
voiceCdrSetupTime	.1.3.6.1.4.1.14823.2.2.1.12.1.1.2.1.8
voiceCdrTeardownTime	.1.3.6.1.4.1.14823.2.2.1.12.1.1.2.1.9
voiceCdrStatus	.1.3.6.1.4.1.14823.2.2.1.12.1.1.2.1.10
voiceCdrReason	.1.3.6.1.4.1.14823.2.2.1.12.1.1.2.1.11
voiceCdrDuration	.1.3.6.1.4.1.14823.2.2.1.12.1.1.2.1.12
voiceCdrRValue	.1.3.6.1.4.1.14823.2.2.1.12.1.1.2.1.13
voiceCdrApSwitchDelay	.1.3.6.1.4.1.14823.2.2.1.12.1.1.2.1.14
voiceCdrCodec	.1.3.6.1.4.1.14823.2.2.1.12.1.1.2.1.15

Table 134 SNMP OIDs for Alcatel-Lucent Enterprise MIB modules (Continued)

SNMP MIB	OID
voiceCdrApName	.1.3.6.1.4.1.14823.2.2.1.12.1.1.2.1.16
voiceCdrApMac	.1.3.6.1.4.1.14823.2.2.1.12.1.1.2.1.17
voiceCdrBssid	.1.3.6.1.4.1.14823.2.2.1.12.1.1.2.1.18
voiceCdrEssid	.1.3.6.1.4.1.14823.2.2.1.12.1.1.2.1.19
voiceCdrHandovers	.1.3.6.1.4.1.14823.2.2.1.12.1.1.2.1.20
voiceCdrMOS	.1.3.6.1.4.1.14823.2.2.1.12.1.1.2.1.21
wlsxVoiceCallCtrsGroup	.1.3.6.1.4.1.14823.2.2.1.12.1.2
voiceCallCtrsTotal	.1.3.6.1.4.1.14823.2.2.1.12.1.2.1
voiceCallCtrsSuccess	.1.3.6.1.4.1.14823.2.2.1.12.1.2.2
voiceCallCtrsFailed	.1.3.6.1.4.1.14823.2.2.1.12.1.2.3
voiceCallCtrsRejected	.1.3.6.1.4.1.14823.2.2.1.12.1.2.4
voiceCallCtrsAborted	.1.3.6.1.4.1.14823.2.2.1.12.1.2.5
voiceCallCtrsOrig	.1.3.6.1.4.1.14823.2.2.1.12.1.2.6
voiceCallCtrsRecvd	.1.3.6.1.4.1.14823.2.2.1.12.1.2.7
voiceCallCtrsActive	.1.3.6.1.4.1.14823.2.2.1.12.1.2.8
voiceCallCtrsNotFnd	.1.3.6.1.4.1.14823.2.2.1.12.1.2.9
voiceCallCtrsBusy	.1.3.6.1.4.1.14823.2.2.1.12.1.2.10
voiceCallCtrsSvc	.1.3.6.1.4.1.14823.2.2.1.12.1.2.11
voiceCallCtrsReqTerm	.1.3.6.1.4.1.14823.2.2.1.12.1.2.12
voiceCallCtrsDecline	.1.3.6.1.4.1.14823.2.2.1.12.1.2.13
voiceCallCtrsUnauth	.1.3.6.1.4.1.14823.2.2.1.12.1.2.14
voiceCallCtrsMisc	.1.3.6.1.4.1.14823.2.2.1.12.1.2.15
wlsxVoiceClientInfoGroup	.1.3.6.1.4.1.14823.2.2.1.12.1.3
wlsxVoiceClientTotal	.1.3.6.1.4.1.14823.2.2.1.12.1.3.1
wlsxVoiceClientTable	.1.3.6.1.4.1.14823.2.2.1.12.1.3.2
wlsxVoiceClientEntry	.1.3.6.1.4.1.14823.2.2.1.12.1.3.2.1
voiceClientIp	.1.3.6.1.4.1.14823.2.2.1.12.1.3.2.1.1
voiceClientProtocol	.1.3.6.1.4.1.14823.2.2.1.12.1.3.2.1.2
voiceClientRegState	.1.3.6.1.4.1.14823.2.2.1.12.1.3.2.1.3
voiceClientContactName	.1.3.6.1.4.1.14823.2.2.1.12.1.3.2.1.4
voiceClientServerName	.1.3.6.1.4.1.14823.2.2.1.12.1.3.2.1.5
voiceClientEssid	.1.3.6.1.4.1.14823.2.2.1.12.1.3.2.1.6
voiceClientVlanId	.1.3.6.1.4.1.14823.2.2.1.12.1.3.2.1.7
voiceClientTunnelId	.1.3.6.1.4.1.14823.2.2.1.12.1.3.2.1.8

Table 134 SNMP OIDs for Alcatel-Lucent Enterprise MIB modules (Continued)

SNMP MIB	OID
wlsxVoiceAPBssidInfoGroup	.1.3.6.1.4.1.14823.2.2.1.12.1.4
wlsxVoiceAPBssidTotal	.1.3.6.1.4.1.14823.2.2.1.12.1.4.1
wlsxVoiceAPBssidTable	.1.3.6.1.4.1.14823.2.2.1.12.1.4.2
wlsxVoiceAPBssidEntry	.1.3.6.1.4.1.14823.2.2.1.12.1.4.2.1
voiceAPBssidName	.1.3.6.1.4.1.14823.2.2.1.12.1.4.2.1.1
voiceAPBssidGroup	.1.3.6.1.4.1.14823.2.2.1.12.1.4.2.1.2
voiceAPBssidIp	.1.3.6.1.4.1.14823.2.2.1.12.1.4.2.1.3
voiceAPBssidTotCalls	.1.3.6.1.4.1.14823.2.2.1.12.1.4.2.1.4
voiceAPBssidVoiceType	.1.3.6.1.4.1.14823.2.2.1.12.1.4.2.1.5
voiceAPBssidFlag	.1.3.6.1.4.1.14823.2.2.1.12.1.4.2.1.6
voiceAPBssidUpTime	.1.3.6.1.4.1.14823.2.2.1.12.1.4.2.1.7
voiceAPBssid100Sent	.1.3.6.1.4.1.14823.2.2.1.12.1.4.2.1.8
voiceAPBssid503Sent	.1.3.6.1.4.1.14823.2.2.1.12.1.4.2.1.9
voiceAPBssidExtraCallDisc	.1.3.6.1.4.1.14823.2.2.1.12.1.4.2.1.10
voiceAPBssidKickedOff	.1.3.6.1.4.1.14823.2.2.1.12.1.4.2.1.11
voiceAPBssidTspecDenied	.1.3.6.1.4.1.14823.2.2.1.12.1.4.2.1.12
voiceAPBssidCacFlag	.1.3.6.1.4.1.14823.2.2.1.12.1.4.2.1.13
voiceAPBssidTotVoiceClients	.1.3.6.1.4.1.14823.2.2.1.12.1.4.2.1.14
voiceAPBssidCallsSCCP	.1.3.6.1.4.1.14823.2.2.1.12.1.4.2.1.15
voiceAPBssidCallsSIP	.1.3.6.1.4.1.14823.2.2.1.12.1.4.2.1.16
voiceAPBssidCallsSVP	.1.3.6.1.4.1.14823.2.2.1.12.1.4.2.1.17
voiceAPBssidCallsVocera	.1.3.6.1.4.1.14823.2.2.1.12.1.4.2.1.18
voiceAPBssidCallsNoe	.1.3.6.1.4.1.14823.2.2.1.12.1.4.2.1.19
voiceAPBssidEssid	.1.3.6.1.4.1.14823.2.2.1.12.1.4.2.1.20
wlsxMeshMIB	.1.3.6.1.4.1.14823.2.2.1.13
wlsxMeshInfoGroup	.1.3.6.1.4.1.14823.2.2.1.13.1
wlsxMeshPointGroup	.1.3.6.1.4.1.14823.2.2.1.13.1.1
wlsxMeshPointTotal	.1.3.6.1.4.1.14823.2.2.1.13.1.1.1
wlsxMeshPointTable	.1.3.6.1.4.1.14823.2.2.1.13.1.1.2
wlsxMeshPointEntry	.1.3.6.1.4.1.14823.2.2.1.13.1.1.2.1
wlsxMeshRole	.1.3.6.1.4.1.14823.2.2.1.13.1.1.2.1.1
wlsxMeshPointParent	.1.3.6.1.4.1.14823.2.2.1.13.1.1.2.1.2
wlsxMeshPointChildrenCount	.1.3.6.1.4.1.14823.2.2.1.13.1.1.2.1.3
wlsxMeshPointLongitude	.1.3.6.1.4.1.14823.2.2.1.13.1.1.2.1.4

Table 134 SNMP OIDs for Alcatel-Lucent Enterprise MIB modules (Continued)

SNMP MIB	OID
wlsxMeshPointLatitude	.1.3.6.1.4.1.14823.2.2.1.13.1.1.2.1.5
wlsxMeshPointDirection	.1.3.6.1.4.1.14823.2.2.1.13.1.1.2.1.6
wlsxMeshPointAngle	.1.3.6.1.4.1.14823.2.2.1.13.1.1.2.1.7
wlsxMeshClusterGroup	.1.3.6.1.4.1.14823.2.2.1.13.1.2
wlsxMeshClusterTotal	.1.3.6.1.4.1.14823.2.2.1.13.1.2.1
wlsxMeshClusterTable	.1.3.6.1.4.1.14823.2.2.1.13.1.2.2
wlsxMeshClusterEntry	.1.3.6.1.4.1.14823.2.2.1.13.1.2.2.1
wlsxMeshClusterName	.1.3.6.1.4.1.14823.2.2.1.13.1.2.2.1.1
wlsxMeshClusterSsid	.1.3.6.1.4.1.14823.2.2.1.13.1.2.2.1.2
wlsxMeshClusterRfBand	.1.3.6.1.4.1.14823.2.2.1.13.1.2.2.1.3
wlsxMeshClusterRfEncryption	.1.3.6.1.4.1.14823.2.2.1.13.1.2.2.1.4
wlsxMeshTopologyGroup	.1.3.6.1.4.1.14823.2.2.1.13.1.3
wlsxMeshTopologyTotal	.1.3.6.1.4.1.14823.2.2.1.13.1.3.1
wlsxMeshTopologyTable	.1.3.6.1.4.1.14823.2.2.1.13.1.3.2
wlsxMeshTopologyEntry	.1.3.6.1.4.1.14823.2.2.1.13.1.3.2.1
wlanAPMeshRole	.1.3.6.1.4.1.14823.2.2.1.13.1.3.2.1.1
wlsxMeshTopologyParen	.1.3.6.1.4.1.14823.2.2.1.13.1.3.2.1.2
wlsxMeshTopologyPathCost	.1.3.6.1.4.1.14823.2.2.1.13.1.3.2.1.3
wlsxMeshTopologyNodeCost	.1.3.6.1.4.1.14823.2.2.1.13.1.3.2.1.4
wlsxMeshTopologyLinkCost	.1.3.6.1.4.1.14823.2.2.1.13.1.3.2.1.5
wlsxMeshTopologyHopCost	.1.3.6.1.4.1.14823.2.2.1.13.1.3.2.1.6
wlsxMeshTopologyUptime	.1.3.6.1.4.1.14823.2.2.1.13.1.3.2.1.7
wlsxUser6MIB	.1.3.6.1.4.1.14823.2.2.1.14
wlsxUser6AllInfoGroup	.1.3.6.1.4.1.14823.2.2.1.14.1
wlsxTotalNumOfUsers6	.1.3.6.1.4.1.14823.2.2.1.14.1.1
wlsxUser6Table	.1.3.6.1.4.1.14823.2.2.1.14.2
wlsxUser6Entry	.1.3.6.1.4.1.14823.2.2.1.14.2.1
nUser6PhyAddress	.1.3.6.1.4.1.14823.2.2.1.14.2.1.1
nUser6IpAddress	.1.3.6.1.4.1.14823.2.2.1.14.2.1.2
nUser6Name	.1.3.6.1.4.1.14823.2.2.1.14.2.1.3
nUser6Role	.1.3.6.1.4.1.14823.2.2.1.14.2.1.4
nUser6UpTime	.1.3.6.1.4.1.14823.2.2.1.14.2.1.5
nUser6AuthenticationMethod	.1.3.6.1.4.1.14823.2.2.1.14.2.1.6
nUser6SubAuthenticationMethod	.1.3.6.1.4.1.14823.2.2.1.14.2.1.7

Table 134 SNMP OIDs for Alcatel-Lucent Enterprise MIB modules (Continued)

SNMP MIB	OID
nUser6AuthServerName	.1.3.6.1.4.1.14823.2.2.1.14.2.1.8
nUser6ExtVPNAddress	.1.3.6.1.4.1.14823.2.2.1.14.2.1.9
nUser6ApLocation	.1.3.6.1.4.1.14823.2.2.1.14.2.1.10
nUser6ApBSSID	.1.3.6.1.4.1.14823.2.2.1.14.2.1.11
nUser6IsOnHomeAgent	.1.3.6.1.4.1.14823.2.2.1.14.2.1.12
nUser6HomeAgentIpAddress	.1.3.6.1.4.1.14823.2.2.1.14.2.1.13
nUser6MobilityStatus	.1.3.6.1.4.1.14823.2.2.1.14.2.1.14
nUser6HomeVlan	.1.3.6.1.4.1.14823.2.2.1.14.2.1.15
nUser6DefaultVlan	.1.3.6.1.4.1.14823.2.2.1.14.2.1.16
nUser6AssignedVlan	.1.3.6.1.4.1.14823.2.2.1.14.2.1.17
nUser6BWContractName	.1.3.6.1.4.1.14823.2.2.1.14.2.1.18
nUser6BWContractUsage	.1.3.6.1.4.1.14823.2.2.1.14.2.1.19
nUser6BWContractId	.1.3.6.1.4.1.14823.2.2.1.14.2.1.20
nUser6IsProxyArpEnabled	.1.3.6.1.4.1.14823.2.2.1.14.2.1.21
nUser6CurrentVlan	.1.3.6.1.4.1.14823.2.2.1.14.2.1.22
nUser6IsWired	.1.3.6.1.4.1.14823.2.2.1.14.2.1.23
nUser6ConnectedSlot	.1.3.6.1.4.1.14823.2.2.1.14.2.1.24
nUser6ConnectedPort	.1.3.6.1.4.1.14823.2.2.1.14.2.1.25
nUser6PhyType	.1.3.6.1.4.1.14823.2.2.1.14.2.1.26
nUser6MobilityDomainName	.1.3.6.1.4.1.14823.2.2.1.14.2.1.27
nUser6UPBWContractName	.1.3.6.1.4.1.14823.2.2.1.14.2.1.28
nUser6UPBWContractUsage	.1.3.6.1.4.1.14823.2.2.1.14.2.1.29
nUser6UPBWContractId	.1.3.6.1.4.1.14823.2.2.1.14.2.1.30
nUser6DNBWContractName	.1.3.6.1.4.1.14823.2.2.1.14.2.1.31
nUser6DNBWContractUsage	.1.3.6.1.4.1.14823.2.2.1.14.2.1.32
nUser6DNBWContractId	.1.3.6.1.4.1.14823.2.2.1.14.2.1.33
nUser6HTMode	.1.3.6.1.4.1.14823.2.2.1.14.2.1.34
wlsxUser6SessionTimeTable	.1.3.6.1.4.1.14823.2.2.1.14.3
wlsxUser6SessionTimeEntry	.1.3.6.1.4.1.14823.2.2.1.14.3.1
wlsxUser6SessionTimeLength	.1.3.6.1.4.1.14823.2.2.1.14.3.1.1
wlsxUser6SessionTimeCount	.1.3.6.1.4.1.14823.2.2.1.14.3.1.2

Table 134 SNMP OIDs for Alcatel-Lucent Enterprise MIB modules (Continued)

SNMP MIB	OID
arubaAp	.1.3.6.1.4.1.14823.2.3
wlsrEnterpriseMibModules	.1.3.6.1.4.1.14823.2.3.1
wlsrTrapMIB	.1.3.6.1.4.1.14823.2.3.1.11
wlsxTrapsGroup	.1.3.6.1.4.1.14823.2.3.1.11.1
wlsxTrapObjectsGroup	.1.3.6.1.4.1.14823.2.3.1.11.1.1
wlsxTrapAPMacAddress	.1.3.6.1.4.1.14823.2.3.1.11.1.1.1
wlsxTrapAPIpAddress	.1.3.6.1.4.1.14823.2.3.1.11.1.1.2
wlsxTrapAPBSSID	.1.3.6.1.4.1.14823.2.3.1.11.1.1.3
wlsxTrapEssid	.1.3.6.1.4.1.14823.2.3.1.11.1.1.4
wlsxTrapTargetAPBSSID	.1.3.6.1.4.1.14823.2.3.1.11.1.1.5
wlsxTrapTargetAPSSID	.1.3.6.1.4.1.14823.2.3.1.11.1.1.6
wlsxTrapTargetAPChannel	.1.3.6.1.4.1.14823.2.3.1.11.1.1.7
wlsxTrapNodeMac	.1.3.6.1.4.1.14823.2.3.1.11.1.1.8
wlsxTrapSourceMac	.1.3.6.1.4.1.14823.2.3.1.11.1.1.9
wlsxReceiverMac	.1.3.6.1.4.1.14823.2.3.1.11.1.1.10
wlsxTrapTransmitterMac	.1.3.6.1.4.1.14823.2.3.1.11.1.1.11
wlsxTrapReceiverMac	.1.3.6.1.4.1.14823.2.3.1.11.1.1.12
wlsxTrapSnr	.1.3.6.1.4.1.14823.2.3.1.11.1.1.13
wlsxTrapSignatureName	.1.3.6.1.4.1.14823.2.3.1.11.1.1.14
wlsxTrapFrameType	.1.3.6.1.4.1.14823.2.3.1.11.1.1.15
wlsxTrapAddressType	.1.3.6.1.4.1.14823.2.3.1.11.1.1.16
wlsxTrapAPLocation	.1.3.6.1.4.1.14823.2.3.1.11.1.1.17
wlsxTrapAPChannel	.1.3.6.1.4.1.14823.2.3.1.11.1.1.18
wlsxTrapAPTxPower	.1.3.6.1.4.1.14823.2.3.1.11.1.1.19
wlsxTrapMatchedMac	.1.3.6.1.4.1.14823.2.3.1.11.1.1.20
wlsxTrapMatchedIp	.1.3.6.1.4.1.14823.2.3.1.11.1.1.21
wlsxTrapRogueIfoURL	.1.3.6.1.4.1.14823.2.3.1.11.1.1.22
wlsxTrapVlanId	.1.3.6.1.4.1.14823.2.3.1.11.1.1.23
wlsxTrapAdminStatus	.1.3.6.1.4.1.14823.2.3.1.11.1.1.24
wlsxTrapOperStatus	.1.3.6.1.4.1.14823.2.3.1.11.1.1.25
wlsxTrapAuthServerName	.1.3.6.1.4.1.14823.2.3.1.11.1.1.26
wlsxTrapAuthServerTimeout	.1.3.6.1.4.1.14823.2.3.1.11.1.1.27

Table 134 SNMP OIDs for Alcatel-Lucent Enterprise MIB modules (Continued)

SNMP MIB	OID
wlsxTrapCardSlot	.1.3.6.1.4.1.14823.2.3.1.11.1.1.28
wlsxTrapTemperatureValue	.1.3.6.1.4.1.14823.2.3.1.11.1.1.29
wlsxTrapProcessName	.1.3.6.1.4.1.14823.2.3.1.11.1.1.30
wlsxTrapFanNumber	.1.3.6.1.4.1.14823.2.3.1.11.1.1.31
wlsxTrapVoltageType	.1.3.6.1.4.1.14823.2.3.1.11.1.1.32
wlsxTrapVoltageValue	.1.3.6.1.4.1.14823.2.3.1.11.1.1.33
wlsxTrapStationBlackListReason	.1.3.6.1.4.1.14823.2.3.1.11.1.1.34
wlsxTrapSpoofedIpAddress	.1.3.6.1.4.1.14823.2.3.1.11.1.1.35
wlsxTrapSpoofedOldPhyAddress	.1.3.6.1.4.1.14823.2.3.1.11.1.1.36
wlsxTrapSpoofedNewPhyAddress	.1.3.6.1.4.1.14823.2.3.1.11.1.1.37
wlsxTrapDBName	.1.3.6.1.4.1.14823.2.3.1.11.1.1.38
wlsxTrapDBUserName	.1.3.6.1.4.1.14823.2.3.1.11.1.1.39
wlsxTrapDBIpAddress	.1.3.6.1.4.1.14823.2.3.1.11.1.1.40
wlsxTrapDBType	.1.3.6.1.4.1.14823.2.3.1.11.1.1.41
wlsxTrapVrrpID	.1.3.6.1.4.1.14823.2.3.1.11.1.1.42
wlsxTrapVrrpMasterIp	.1.3.6.1.4.1.14823.2.3.1.11.1.1.43
wlsxTrapVrrpOperState	.1.3.6.1.4.1.14823.2.3.1.11.1.1.44
wlsxTrapESIServerGrpName	.1.3.6.1.4.1.14823.2.3.1.11.1.1.45
wlsxTrapESIServerName	.1.3.6.1.4.1.14823.2.3.1.11.1.1.46
wlsxTrapESIServerIpAddress	.1.3.6.1.4.1.14823.2.3.1.11.1.1.47
wlsxTrapLicenseDaysRemaining	.1.3.6.1.4.1.14823.2.3.1.11.1.1.48
wlsxTrapSwitchIp	.1.3.6.1.4.1.14823.2.3.1.11.1.1.49
wlsxTrapSwitchRole	.1.3.6.1.4.1.14823.2.3.1.11.1.1.50
wlsxTrapUserIpAddress	.1.3.6.1.4.1.14823.2.3.1.11.1.1.51
wlsxTrapUserPhyAddress	.1.3.6.1.4.1.14823.2.3.1.11.1.1.52
wlsxTrapUserName	.1.3.6.1.4.1.14823.2.3.1.11.1.1.53
wlsxTrapUserRole	.1.3.6.1.4.1.14823.2.3.1.11.1.1.54
wlsxTrapUserAuthenticationMethod	.1.3.6.1.4.1.14823.2.3.1.11.1.1.55
wlsxTrapAPRadioNumber	.1.3.6.1.4.1.14823.2.3.1.11.1.1.56
wlsxTrapRogueInfoURL	.1.3.6.1.4.1.14823.2.3.1.11.1.1.57
wlsxTrapInterferingAPIInfoURL	.1.3.6.1.4.1.14823.2.3.1.11.1.1.58
wlsxTrapPortNumber	.1.3.6.1.4.1.14823.2.3.1.11.1.1.59
wlsxTrapTime	.1.3.6.1.4.1.14823.2.3.1.11.1.1.60
wlsxTrapHostIp	.1.3.6.1.4.1.14823.2.3.1.11.1.1.61

Table 134 SNMP OIDs for Alcatel-Lucent Enterprise MIB modules (Continued)

SNMP MIB	OID
wlsxTrapHostPort	.1.3.6.1.4.1.14823.2.3.1.11.1.1.62
wlsxTrapConfigurationId	.1.3.6.1.4.1.14823.2.3.1.11.1.1.63
wlsxTrapCTSURL	.1.3.6.1.4.1.14823.2.3.1.11.1.1.64
wlsxTrapCTSTransferType	.1.3.6.1.4.1.14823.2.3.1.11.1.1.65
wlsxTrapConfigurationState	.1.3.6.1.4.1.14823.2.3.1.11.1.1.66
wlsxTrapUpdateFailureReason	.1.3.6.1.4.1.14823.2.3.1.11.1.1.67
wlsxTrapUpdateFailedObj	.1.3.6.1.4.1.14823.2.3.1.11.1.1.68
wlsxTrapTableEntryChangeType	.1.3.6.1.4.1.14823.2.3.1.11.1.1.69
wlsxTrapGlobalConfigObj	.1.3.6.1.4.1.14823.2.3.1.11.1.1.70
wlsxTrapTableGenNumber	.1.3.6.1.4.1.14823.2.3.1.11.1.1.71
wlsxTrapLicenseId	.1.3.6.1.4.1.14823.2.3.1.11.1.1.72
wlsxTrapConfidenceLevel	.1.3.6.1.4.1.14823.2.3.1.11.1.1.73
wlsxTrapMissingLicenses	.1.3.6.1.4.1.14823.2.3.1.11.1.1.74
wlsxVoiceCurrentNumCdr	.1.3.6.1.4.1.14823.2.3.1.11.1.1.75
wlsxTrapTunnelId	.1.3.6.1.4.1.14823.2.3.1.11.1.1.76
wlsxTrapTunnelStatus	.1.3.6.1.4.1.14823.2.3.1.11.1.1.77
wlsxTrapTunnelUpReason	.1.3.6.1.4.1.14823.2.3.1.11.1.1.78
wlsxTrapTunnelDownReason	.1.3.6.1.4.1.14823.2.3.1.11.1.1.79
wlsxTrapApSerialNumber	1.3.6.1.4.1.14823.2.3.1.11.1.1.80
wlsxTrapTimeStr	1.3.6.1.4.1.14823.2.3.1.11.1.1.81
wlsxTrapDefinitionsGroup	.1.3.6.1.4.1.14823.2.3.1.11.1.2
wlsxVlanLinkUp	.1.3.6.1.4.1.14823.2.3.1.11.1.2.1000
wlsxVlanLinkDown	.1.3.6.1.4.1.14823.2.3.1.11.1.2.1001
wlsxSignatureMatch	.1.3.6.1.4.1.14823.2.3.1.11.1.2.1002
wlsxNodeRateAnomaly	.1.3.6.1.4.1.14823.2.3.1.11.1.2.1003
wlsxNormalTemperature	.1.3.6.1.4.1.14823.2.3.1.11.1.2.1004
wlsxProcessRestart	.1.3.6.1.4.1.14823.2.3.1.11.1.2.1005
wlsxFlashSpaceOK	.1.3.6.1.4.1.14823.2.3.1.11.1.2.1006
wlsxMemoryUsageOK	.1.3.6.1.4.1.14823.2.3.1.11.1.2.1007
wlsxPowerSupplyOK	.1.3.6.1.4.1.14823.2.3.1.11.1.2.1008
wlsxFanOK	.1.3.6.1.4.1.14823.2.3.1.11.1.2.1009
wlsxInRangeVoltage	.1.3.6.1.4.1.14823.2.3.1.11.1.2.1010
wlsxCoverageHoleResolved	.1.3.6.1.4.1.14823.2.3.1.11.1.2.1011
wlsxNSwitchIPChanged	.1.3.6.1.4.1.14823.2.3.1.11.1.2.1012

Table 134 SNMP OIDs for Alcatel-Lucent Enterprise MIB modules (Continued)

SNMP MIB	OID
wlsxNSwitchRoleChange	.1.3.6.1.4.1.14823.2.3.1.11.1.2.1013
wlsxNUserEntryCreated	.1.3.6.1.4.1.14823.2.3.1.11.1.2.1014
wlsxNUserEntryDeleted	.1.3.6.1.4.1.14823.2.3.1.11.1.2.1015
wlsxNUserEntryAuthenticated	.1.3.6.1.4.1.14823.2.3.1.11.1.2.1016
wlsxNUserEntryDeAuthenticated	.1.3.6.1.4.1.14823.2.3.1.11.1.2.1017
wlsxNUserAuthenticationFailed	.1.3.6.1.4.1.14823.2.3.1.11.1.2.1018
wlsxNAuthServerReqTimedOut	.1.3.6.1.4.1.14823.2.3.1.11.1.2.1019
wlsxNAuthServerTimedOut	.1.3.6.1.4.1.14823.2.3.1.11.1.2.1020
wlsxNAuthServerIsUp	.1.3.6.1.4.1.14823.2.3.1.11.1.2.1021
wlsxNAuthMaxUserEntries	.1.3.6.1.4.1.14823.2.3.1.11.1.2.1022
wlsxNAuthMaxAclEntries	.1.3.6.1.4.1.14823.2.3.1.11.1.2.1023
wlsxNAuthMaxBWContracts	.1.3.6.1.4.1.14823.2.3.1.11.1.2.1024
wlsxNPowerSupplyFailure	.1.3.6.1.4.1.14823.2.3.1.11.1.2.1025
wlsxNFanFailure	.1.3.6.1.4.1.14823.2.3.1.11.1.2.1026
wlsxNOutOfRangeVoltage	.1.3.6.1.4.1.14823.2.3.1.11.1.2.1027
wlsxNOutOfRangeTemperature	.1.3.6.1.4.1.14823.2.3.1.11.1.2.1028
wlsxNLCInserted	.1.3.6.1.4.1.14823.2.3.1.11.1.2.1029
wlsxNSCInserted	.1.3.6.1.4.1.14823.2.3.1.11.1.2.1030
wlsxNGBICInserted	.1.3.6.1.4.1.14823.2.3.1.11.1.2.1031
wlsxNProcessDied	.1.3.6.1.4.1.14823.2.3.1.11.1.2.1032
wlsxNProcessExceedsMemoryLimits (deprecated)	.1.3.6.1.4.1.14823.2.3.1.11.1.2.1033
wlsxNLowOnFlashSpace	.1.3.6.1.4.1.14823.2.3.1.11.1.2.1034
wlsxNLowMemory	.1.3.6.1.4.1.14823.2.3.1.11.1.2.1035
wlsxNFanTrayRemoved	.1.3.6.1.4.1.14823.2.3.1.11.1.2.1036
wlsxNFanTrayInserted	.1.3.6.1.4.1.14823.2.3.1.11.1.2.1037
wlsxNLCTriggered	.1.3.6.1.4.1.14823.2.3.1.11.1.2.1038
wlsxNPowerSupplyMissing	.1.3.6.1.4.1.14823.2.3.1.11.1.2.1039
wlsxNAccessPointIsUp	.1.3.6.1.4.1.14823.2.3.1.11.1.2.1040
wlsxNAccessPointIsDown	.1.3.6.1.4.1.14823.2.3.1.11.1.2.1041
wlsxNCoverageHoleDetected	.1.3.6.1.4.1.14823.2.3.1.11.1.2.1042
wlsxNChannelChanged	.1.3.6.1.4.1.14823.2.3.1.11.1.2.1043
wlsxNStationAddedToBlackList	.1.3.6.1.4.1.14823.2.3.1.11.1.2.1044
wlsxNStationRemovedFromBlackList	.1.3.6.1.4.1.14823.2.3.1.11.1.2.1045
wlsxNIpSpoofingDetected	.1.3.6.1.4.1.14823.2.3.1.11.1.2.1046

Table 134 SNMP OIDs for Alcatel-Lucent Enterprise MIB modules (Continued)

SNMP MIB	OID
wlsxNDBCommunicationFailure	.1.3.6.1.4.1.14823.2.3.1.11.1.2.1047
wlsxNVrrpStateChange	.1.3.6.1.4.1.14823.2.3.1.11.1.2.1048
wlsxNRadioAttributesChanged	.1.3.6.1.4.1.14823.2.3.1.11.1.2.1049
wlsxNESIServerUp	.1.3.6.1.4.1.14823.2.3.1.11.1.2.1050
wlsxNESIServerDown	.1.3.6.1.4.1.14823.2.3.1.11.1.2.1051
wlsxNLicenseExpiry	.1.3.6.1.4.1.14823.2.3.1.11.1.2.1052
wlsxUnsecureAPDetected	.1.3.6.1.4.1.14823.2.3.1.11.1.2.1053
wlsxUnsecureAPResolved	.1.3.6.1.4.1.14823.2.3.1.11.1.2.1054
wlsxStalmpersonation	.1.3.6.1.4.1.14823.2.3.1.11.1.2.1055
wlsxReservedChannelViolation	.1.3.6.1.4.1.14823.2.3.1.11.1.2.1056
wlsxValidSSIDViolation	.1.3.6.1.4.1.14823.2.3.1.11.1.2.1057
wlsxChannelMisconfiguration	.1.3.6.1.4.1.14823.2.3.1.11.1.2.1058
wlsxOUIMisconfiguration	.1.3.6.1.4.1.14823.2.3.1.11.1.2.1059
wlsxSSIDMisconfiguration	.1.3.6.1.4.1.14823.2.3.1.11.1.2.1060
wlsxShortPreableMisconfiguration	.1.3.6.1.4.1.14823.2.3.1.11.1.2.1061
wlsxWPAMisconfiguration	.1.3.6.1.4.1.14823.2.3.1.11.1.2.1062
wlsxAdhocNetworkDetected	.1.3.6.1.4.1.14823.2.3.1.11.1.2.1063
wlsxAdhocNetworkRemoved	.1.3.6.1.4.1.14823.2.3.1.11.1.2.1064
wlsxStaPolicyViolation	.1.3.6.1.4.1.14823.2.3.1.11.1.2.1065
wlsxRepeatWEPIVViolation	.1.3.6.1.4.1.14823.2.3.1.11.1.2.1066
wlsxWeakWEPIVViolation	.1.3.6.1.4.1.14823.2.3.1.11.1.2.1067
wlsxChannelInterferenceDetected	.1.3.6.1.4.1.14823.2.3.1.11.1.2.1068
wlsxChannelInterferenceCleared	.1.3.6.1.4.1.14823.2.3.1.11.1.2.1069
wlsxAPInterferenceDetected	.1.3.6.1.4.1.14823.2.3.1.11.1.2.1070
wlsxAPInterferenceCleared	.1.3.6.1.4.1.14823.2.3.1.11.1.2.1071
wlsxStaInterferenceDetected	.1.3.6.1.4.1.14823.2.3.1.11.1.2.1072
wlsxStaInterferenceCleared	.1.3.6.1.4.1.14823.2.3.1.11.1.2.1073
wlsxFrameRetryRateExceeded	.1.3.6.1.4.1.14823.2.3.1.11.1.2.1074
wlsxFrameReceiveErrorRateExceeded	.1.3.6.1.4.1.14823.2.3.1.11.1.2.1075
wlsxFrameFragmentationRateExceeded	.1.3.6.1.4.1.14823.2.3.1.11.1.2.1076
wlsxFrameBandWidthRateExceeded	.1.3.6.1.4.1.14823.2.3.1.11.1.2.1077
wlsxFrameLowSpeedRateExceeded	.1.3.6.1.4.1.14823.2.3.1.11.1.2.1078
wlsxFrameNonUnicastRateExceeded	.1.3.6.1.4.1.14823.2.3.1.11.1.2.1079
wlsxLoadbalancingEnabled	.1.3.6.1.4.1.14823.2.3.1.11.1.2.1080

Table 134 SNMP OIDs for Alcatel-Lucent Enterprise MIB modules (Continued)

SNMP MIB	OID
wlsxLoadbalancingDisabled	.1.3.6.1.4.1.14823.2.3.1.11.1.2.1081
wlsxChannelFrameRetryRateExceeded	.1.3.6.1.4.1.14823.2.3.1.11.1.2.1082
wlsxChannelFrameFragmentationRateExceeded	.1.3.6.1.4.1.14823.2.3.1.11.1.2.1083
wlsxChannelFrameErrorRateExceeded	.1.3.6.1.4.1.14823.2.3.1.11.1.2.1084
wlsxSignatureMatchAP	.1.3.6.1.4.1.14823.2.3.1.11.1.2.1085
wlsxSignatureMatchSta	.1.3.6.1.4.1.14823.2.3.1.11.1.2.1086
wlsxChannelRateAnomaly	.1.3.6.1.4.1.14823.2.3.1.11.1.2.1087
wlsxNodeRateAnomalyAP	.1.3.6.1.4.1.14823.2.3.1.11.1.2.1088
wlsxNodeRateAnomalySta	.1.3.6.1.4.1.14823.2.3.1.11.1.2.1089
wlsxEAPRateAnomaly	.1.3.6.1.4.1.14823.2.3.1.11.1.2.1090
wlsxSignalAnomaly	.1.3.6.1.4.1.14823.2.3.1.11.1.2.1091
wlsxSequenceNumberAnomalyAP	.1.3.6.1.4.1.14823.2.3.1.11.1.2.1092
wlsxSequenceNumberAnomalySta	.1.3.6.1.4.1.14823.2.3.1.11.1.2.1093
wlsxDisconnectStationAttack	.1.3.6.1.4.1.14823.2.3.1.11.1.2.1094
wlsxApFloodAttack	.1.3.6.1.4.1.14823.2.3.1.11.1.2.1095
wlsxAdhocNetwork	.1.3.6.1.4.1.14823.2.3.1.11.1.2.1096
wlsxWirelessBridge	.1.3.6.1.4.1.14823.2.3.1.11.1.2.1097
wlsxInvalidMacOUIAP	.1.3.6.1.4.1.14823.2.3.1.11.1.2.1098
wlsxInvalidMacOUISta	.1.3.6.1.4.1.14823.2.3.1.11.1.2.1099
wlsxWEPMisconfiguration	.1.3.6.1.4.1.14823.2.3.1.11.1.2.1100
wlsxStaRepeatWEPIVViolation	.1.3.6.1.4.1.14823.2.3.1.11.1.2.1101
wlsxStaWeakWEPIVViolation	.1.3.6.1.4.1.14823.2.3.1.11.1.2.1102
wlsxStaAssociatedToUnsecureAP	.1.3.6.1.4.1.14823.2.3.1.11.1.2.1103
wlsxStaUnAssociatedFromUnsecureAP	.1.3.6.1.4.1.14823.2.3.1.11.1.2.1104
wlsxAdhocNetworkBridgeDetected	.1.3.6.1.4.1.14823.2.3.1.11.1.2.1105
wlsxInterferingApDetected	.1.3.6.1.4.1.14823.2.3.1.11.1.2.1106
wlsxPortUp	.1.3.6.1.4.1.14823.2.3.1.11.1.2.1107
wlsxPortDown	.1.3.6.1.4.1.14823.2.3.1.11.1.2.1108
wlsxBSSIDIsUp	.1.3.6.1.4.1.14823.2.3.1.11.1.2.1109
wlsxBSSIDIsDown	.1.3.6.1.4.1.14823.2.3.1.11.1.2.1110
wlsxColdStart	.1.3.6.1.4.1.14823.2.3.1.11.1.2.1111
wlsxWarmStart	.1.3.6.1.4.1.14823.2.3.1.11.1.2.1112
wlsxAPImpersonation	.1.3.6.1.4.1.14823.2.3.1.11.1.2.1113
wlsxInformQueueOverFlow	.1.3.6.1.4.1.14823.2.3.1.11.1.2.1114

Table 134 SNMP OIDs for Alcatel-Lucent Enterprise MIB modules (Continued)

SNMP MIB	OID
wlsxNAuthServerIsDown	.1.3.6.1.4.1.14823.2.3.1.11.1.2.1115
wlsxCTSTransferError	.1.3.6.1.4.1.14823.2.3.1.11.1.2.1116
wlsxCTSTransferSucceeded	.1.3.6.1.4.1.14823.2.3.1.11.1.2.1117
wlsxConfigurationUpdateError	.1.3.6.1.4.1.14823.2.3.1.11.1.2.1118
wlsxConfigurationUpdateSucceeded	.1.3.6.1.4.1.14823.2.3.1.11.1.2.1119
wlsxGlobalConfigurationChangeNotification	.1.3.6.1.4.1.14823.2.3.1.11.1.2.1120
wlsxUserEntryChanged	.1.3.6.1.4.1.14823.2.3.1.11.1.2.1121
wlsxAPBssidEntryChanged	.1.3.6.1.4.1.14823.2.3.1.11.1.2.1122
wlsxAPRadioEntryChanged	.1.3.6.1.4.1.14823.2.3.1.11.1.2.1123
wlsxAPEntryChanged	.1.3.6.1.4.1.14823.2.3.1.11.1.2.1124
wlsxSwitchListEntryChanged	.1.3.6.1.4.1.14823.2.3.1.11.1.2.1125
wlsxPortEntryChanged	.1.3.6.1.4.1.14823.2.3.1.11.1.2.1126
wlsxVlanEntryChanged	.1.3.6.1.4.1.14823.2.3.1.11.1.2.1127
wlsxVlanInterfaceEntryChanged	.1.3.6.1.4.1.14823.2.3.1.11.1.2.1128
wlsxWindowsBridgeDetected	.1.3.6.1.4.1.14823.2.3.1.11.1.2.1129
wlsxLicenseEntryChanged	.1.3.6.1.4.1.14823.2.3.1.11.1.2.1130
wlsxEsiServerChanged	.1.3.6.1.4.1.14823.2.3.1.11.1.2.1131
wlsxMonAPEntryChanged	.1.3.6.1.4.1.14823.2.3.1.11.1.2.1132
wlsxMonStationEntryChanged	.1.3.6.1.4.1.14823.2.3.1.11.1.2.1133
wlsxSignAPNetstumbler	.1.3.6.1.4.1.14823.2.3.1.11.1.2.1134
wlsxSignStaNetstumbler	.1.3.6.1.4.1.14823.2.3.1.11.1.2.1135
wlsxSignAPAsleep	.1.3.6.1.4.1.14823.2.3.1.11.1.2.1136
wlsxSignStaAsleep	.1.3.6.1.4.1.14823.2.3.1.11.1.2.1137
wlsxSignAPAirjack	.1.3.6.1.4.1.14823.2.3.1.11.1.2.1138
wlsxSignStaAirjack	.1.3.6.1.4.1.14823.2.3.1.11.1.2.1139
wlsxSignAPNullProbeResp	.1.3.6.1.4.1.14823.2.3.1.11.1.2.1140
wlsxSignStaNullProbeResp	.1.3.6.1.4.1.14823.2.3.1.11.1.2.1141
wlsxSignAPDeathBcast	.1.3.6.1.4.1.14823.2.3.1.11.1.2.1142
wlsxSignStaDeathBcas	.1.3.6.1.4.1.14823.2.3.1.11.1.2.1143
wlsxWindowsBridgeDetectedAP	.1.3.6.1.4.1.14823.2.3.1.11.1.2.1144
wlsxWindowsBridgeDetectedSta	.1.3.6.1.4.1.14823.2.3.1.11.1.2.1145
wlsxAdhocNetworkBridgeDetectedAP	.1.3.6.1.4.1.14823.2.3.1.11.1.2.1146
wlsxAdhocNetworkBridgeDetectedSta	.1.3.6.1.4.1.14823.2.3.1.11.1.2.1147
wlsxDisconnectStationAttackAP	.1.3.6.1.4.1.14823.2.3.1.11.1.2.1148

Table 134 SNMP OIDs for Alcatel-Lucent Enterprise MIB modules (Continued)

SNMP MIB	OID
wlsxDisconnectStationAttackSta	.1.3.6.1.4.1.14823.2.3.1.11.1.2.1149
wlsxSuspectUnsecureAPDetected	.1.3.6.1.4.1.14823.2.3.1.11.1.2.1150
wlsxSuspectUnsecureAPResolved	.1.3.6.1.4.1.14823.2.3.1.11.1.2.1151
wlsxConfigurationLicenseMismatch	.1.3.6.1.4.1.14823.2.3.1.11.1.2.1152
wlsxVoiceCdrBufferThresholdReached	.1.3.6.1.4.1.14823.2.3.1.11.1.2.1153
wlsxTunnelUp	.1.3.6.1.4.1.14823.2.3.1.11.1.2.1154
wlsxTunnelDown	.1.3.6.1.4.1.14823.2.3.1.11.1.2.1155
wlsxMeshNodeEntryChanged	.1.3.6.1.4.1.14823.2.3.1.11.1.2.1156
wlsxHtGreenfieldSupported	.1.3.6.1.4.1.14823.2.3.1.11.1.2.1157
wlsxHT40MHzIntoleranceAP	.1.3.6.1.4.1.14823.2.3.1.11.1.2.1158
wlsxHT40MHzIntoleranceSta	.1.3.6.1.4.1.14823.2.3.1.11.1.2.1159

The following table lists the OIDs for the Alcatel AMAP MIB.

Table 135 SNMP OIDs for Alcatel AMAP MIB objects

SNMP MIB	OID
alcatel	.1.3.6.1.4.1.6486
alcatelIND1BaseMIB	.1.3.6.1.4.1.6486.800
alcatelIND1Management	.1.3.6.1.4.1.6486.800.1
managementIND1Software	.1.3.6.1.4.1.6486.800.1.2
softwareIND1Entities	.1.3.6.1.4.1.6486.800.1.2.1
softentIND1SnmAgnt	.1.3.6.1.4.1.6486.800.1.2.1.1
softentIND1TrapMgr	.1.3.6.1.4.1.6486.800.1.2.1.2
softentIND1VlanMgt	.1.3.6.1.4.1.6486.800.1.2.1.3
softentIND1GroupMobility	.1.3.6.1.4.1.6486.800.1.2.1.4
softentIND1Port	.1.3.6.1.4.1.6486.800.1.2.1.5
softentIND1Sesmgr	.1.3.6.1.4.1.6486.800.1.2.1.7
softentIND1MacAddress	.1.3.6.1.4.1.6486.800.1.2.1.8
softentIND1Aip	.1.3.6.1.4.1.6486.800.1.2.1.9
alcatelIND1InterswitchProtocolMIB	.1.3.6.1.4.1.6486.800.1.2.1.9.1
alcatelIND1InterswitchProtocolMIBObjects	.1.3.6.1.4.1.6486.800.1.2.1.9.1.1
aipGMAPconfig	.1.3.6.1.4.1.6486.800.1.2.1.9.1.1.1
aipGMAPstate	.1.3.6.1.4.1.6486.800.1.2.1.9.1.1.1.1
aipGMAPgptime	.1.3.6.1.4.1.6486.800.1.2.1.9.1.1.1.2

Table 135 SNMP OIDs for Alcatel AMAP MIB objects (Continued)

SNMP MIB	OID
aipGMAPupdatetime	.1.3.6.1.4.1.6486.800.1.2.1.9.1.1.1.3
aipGMAPholdtime	.1.3.6.1.4.1.6486.800.1.2.1.9.1.1.1.4
aipGMAPLastTrapReason	.1.3.6.1.4.1.6486.800.1.2.1.9.1.1.1.5
aipGMAPLastTrapPort	.1.3.6.1.4.1.6486.800.1.2.1.9.1.1.1.6
aipGMAPLastTrapMac	.1.3.6.1.4.1.6486.800.1.2.1.9.1.1.1.7
aipGMAPLastTrapProtocol	.1.3.6.1.4.1.6486.800.1.2.1.9.1.1.1.8
aipGMAPLastTrapVlan	.1.3.6.1.4.1.6486.800.1.2.1.9.1.1.1.9
aipGMAPTable	.1.3.6.1.4.1.6486.800.1.2.1.9.1.1.1.10
aipGMAPTableEntry	.1.3.6.1.4.1.6486.800.1.2.1.9.1.1.1.10.1
aipGMAPMacAddr	.1.3.6.1.4.1.6486.800.1.2.1.9.1.1.1.10.1.1
aipGMAPProtocol	.1.3.6.1.4.1.6486.800.1.2.1.9.1.1.1.10.1.2
aipGMAPVlan	.1.3.6.1.4.1.6486.800.1.2.1.9.1.1.1.10.1.3
aipGMAPSrcSwitch	.1.3.6.1.4.1.6486.800.1.2.1.9.1.1.1.10.1.4
aipGMAPFlags	.1.3.6.1.4.1.6486.800.1.2.1.9.1.1.1.10.1.5
aipGMAPTimeout	.1.3.6.1.4.1.6486.800.1.2.1.9.1.1.1.10.1.6
aipAMAPconfig	.1.3.6.1.4.1.6486.800.1.2.1.9.1.1.2
aipAMAPstate	.1.3.6.1.4.1.6486.800.1.2.1.9.1.1.2.1
aipAMAPdisctime	.1.3.6.1.4.1.6486.800.1.2.1.9.1.1.2.2
aipAMAPcommontime	.1.3.6.1.4.1.6486.800.1.2.1.9.1.1.2.3
aipAMAPLastTrapReason	.1.3.6.1.4.1.6486.800.1.2.1.9.1.1.2.4
aipAMAPLastTrapPort	.1.3.6.1.4.1.6486.800.1.2.1.9.1.1.2.5
aipAMAPportConnectionTable	.1.3.6.1.4.1.6486.800.1.2.1.9.1.1.2.6
aipAMAPportConnectionentry	.1.3.6.1.4.1.6486.800.1.2.1.9.1.1.2.6.1
aipAMAPLocalConnectionIndex	.1.3.6.1.4.1.6486.800.1.2.1.9.1.1.2.6.1.1
aipAMAPRemMac	.1.3.6.1.4.1.6486.800.1.2.1.9.1.1.2.6.1.2
aipAMAPRemConnectionIndex	.1.3.6.1.4.1.6486.800.1.2.1.9.1.1.2.6.1.3
aipAMAPRemVlan	.1.3.6.1.4.1.6486.800.1.2.1.9.1.1.2.6.1.4
aipAMAPRemHostname	.1.3.6.1.4.1.6486.800.1.2.1.9.1.1.2.6.1.5
aipAMAPLocalIndex	.1.3.6.1.4.1.6486.800.1.2.1.9.1.1.2.6.1.6
aipAMAPLocalSlot	.1.3.6.1.4.1.6486.800.1.2.1.9.1.1.2.6.1.7
aipAMAPLocalPort	.1.3.6.1.4.1.6486.800.1.2.1.9.1.1.2.6.1.8
aipAMAPRemSlot	.1.3.6.1.4.1.6486.800.1.2.1.9.1.1.2.6.1.9
aipAMAPRemPort	.1.3.6.1.4.1.6486.800.1.2.1.9.1.1.2.6.1.10
aipAMAPRemDeviceType	.1.3.6.1.4.1.6486.800.1.2.1.9.1.1.2.6.1.11

Table 135 SNMP OIDs for Alcatel AMAP MIB objects (Continued)

SNMP MIB	OID
aipAMAPHostsTable	.1.3.6.1.4.1.6486.800.1.2.1.9.1.1.2.7
aipAMAPHostentry	.1.3.6.1.4.1.6486.800.1.2.1.9.1.1.2.7.1
aipAMAPHostMac	.1.3.6.1.4.1.6486.800.1.2.1.9.1.1.2.7.1.1
aipAMAPIpAddr	.1.3.6.1.4.1.6486.800.1.2.1.9.1.1.2.7.1.2
aipAMAPVoiceVlan	.1.3.6.1.4.1.6486.800.1.2.1.9.1.1.2.8
alcatelIND1InterswitchProtocolMIBConformance	.1.3.6.1.4.1.6486.800.1.2.1.9.1.2
alcatelIND1InterswitchProtocolMIBGroups	.1.3.6.1.4.1.6486.800.1.2.1.9.1.2.1
aipGMAPConfGroup	.1.3.6.1.4.1.6486.800.1.2.1.9.1.2.1.1
aipAMAPConfGroup	.1.3.6.1.4.1.6486.800.1.2.1.9.1.2.1.2
aipNotificationGroup	.1.3.6.1.4.1.6486.800.1.2.1.9.1.2.1.3
alcatelIND1InterswitchProtocolMIBCompliances	.1.3.6.1.4.1.6486.800.1.2.1.9.1.2.2
alcatelIND1InterswitchProtocolMIBCompliance	.1.3.6.1.4.1.6486.800.1.2.1.9.1.2.2.1
managementIND1Notifications	.1.3.6.1.4.1.6486.800.1.3
notificationIND1Traps	.1.3.6.1.4.1.6486.800.1.3.2
aipAMAPTraps	.1.3.6.1.4.1.6486.800.1.3.2.1
aipAMAPTraps-0	.1.3.6.1.4.1.6486.800.1.3.2.1.0
aipAMAPStatusTrap	.1.3.6.1.4.1.6486.800.1.3.2.1.0.1
aipGMAPTraps	.1.3.6.1.4.1.6486.800.1.3.2.2
aipGMAPTraps-0	.1.3.6.1.4.1.6486.800.1.3.2.2.0
aipGMAPConflictTrap	.1.3.6.1.4.1.6486.800.1.3.2.2.0.1

A

access point	35
agent	123
air monitor	35
Alarm	
analog	21
discrete	21
ping	21
analog alarm inputs	21
authentication	89

C

call status	377
control relay	21
CTS	97

E

ESI	101
-----	-----

F

FA	123
foreign agent	123

H

HA	123
Hardware trap information	294
History	
AOS-W 2.3	
lsxSysExtFanTable	265
lsxSysExtFanTraySerialNumber	256
lsxSysExtInternalTemperature	256
lsxSysExtLicenseSerialNumber	256
lsxSysExtSwitchBaseMacaddress	255
lsxSysXProcessorEntry	211
nUserAssignedVLAN	357
nUserAuthenticationMethod	354
nUserAuthServerName	355
nUserBWContractId	358
nUserBWContractName	357
nUserBWContractUsage	358
nUserConnectedPort	359
nUserConnectedSlot	359
nUserDefaultVLAN	357
nUserExtVPNAddress	355
nUserHomeAgentIpAddress	356
nUserHomeVLAN	357

nUserIpAddress	354
nUserIsOnHomeAgent	356
nUserIsWired	358
nUserMobilityStatus	356
nUserName	354
nUserPhyAddress	353
nUserRole	354
nUserSubAuthenticationMethod	355
nUserUpTime	354
sysExtCardAssemblyNo	264
sysExtCardFpgaRevision	265
sysExtCardHwRevision	264
sysExtCardManufacturingDate	264
sysExtCardNumOffFastethernetPorts	263
sysExtCardNumOffPorts	263
sysExtCardSlot	263
sysExtCardStatus	265
sysExtCardSwitchChip	265
sysExtCardType	263
sysExtCardUserSlot	265
sysExtFanIndex	266
sysExtFanStatus	266
sysExtLicenseExpires	271
sysExtLicenseFlags	271
sysExtLicenseIndex	270
sysExtLicenseInstalled	270
sysExtLicenseKey	270
sysExtLicenseService	271
sysExtMemoryFree	262
sysExtMemoryIndex	261
sysExtMemorySize	261
sysExtMemoryUsed	262
sysExtProcessorDescr	259
sysExtProcessorID	258
sysExtProcessorLoad	259
sysExtStorageIndex	260
sysExtStorageName	260
sysExtStorageSize	260
sysExtStorageType	260
sysExtStorageUsed	260
sysExtSwitchIPAddress	268
sysExtSwitchLocation	268
sysExtSwitchName	269
sysExtSwitchRole	268
sysExtSwitchSerNo	269
sysExtSwitchStatus	269
sysExtSwitchSWVersion	269
sysXMemoryFree	215
sysXMemorySize	214
sysXMemoryUsed	214
sysXProcessorDescr	211

sysXProcessorID	211	wlanAPMacAddress	403
sysXProcessorLoad	212	wlanAPMode	403
sysXStorageIndex	212	wlanAPModelName	405
sysXStorageName	213	wlanAPMonitorMode	407
sysXStorageSize	213	wlanAPName	403
sysXStorageType	213	wlanAPNumAps	401
sysXStorageUsed	213	wlanAPNumBootstraps	406
wlanAPBSSID	414	wlanAPNumClients	426
wlanAPBssidAPMacAddress	417	wlanAPNumRadios	404
wlanAPBssidChannel	416	wlanAPNumReboots	407
wlanAPBssidInactiveTime	416	wlanAPRadioChannel	410
wlanAPBssidLoadBalancing	417	wlanAPRadioMode	411
wlanAPBssidMode	416	wlanAPRadioNumActiveBSSIDs	412
wlanAPBssidNumAssociatedStations	417	wlanAPRadioNumAssociatedClients	411
wlanAPBssidPhyNumber	417	wlanAPRadioNumber	410
wlanAPBssidPhyType	415	wlanAPRadioNumMonitoredBSSIDs	412
wlanAPBssidPort	415	wlanAPRadioNumMonitoredClients	411
wlanAPBssidRogueType	415	wlanAPRadioTransmitPower	411
wlanAPBssidSlot	415	wlanAPRadioType	410
wlanAPBssidUpTime	416	wlanAPRadioUtilization	411
wlanAPBuilding	405	wlanAPRxBytes	427
wlanAPChannelErrorRate	430	wlanAPRxDeauthentications	428
wlanAPChannelNumber	462	wlanAPRxPkts	427
wlanAPChannelThroughput	428	wlanAPSerialNumber	404
wlanAPChBusyRate	466	wlanAPStatsPkts1024To1518	461
wlanAPChCoverageIndex	464	wlanAPStatsPkts128To255	460
wlanAPChFrameBandwidthRate	466	wlanAPStatsPkts256To511	461
wlanAPChFrameFragmentationRate	465	wlanAPStatsPkts512To1023	461
wlanAPChFrameLowSpeedRate	465	wlanAPStatsPkts63Bytes	460
wlanAPChFrameNonUnicastRate	465	wlanAPStatsPkts64To127	460
wlanAPChFrameRetryErrorRate	466	wlanAPStatsTotBytesAt11Mbps	436
wlanAPChInterferenceIndex	464	wlanAPStatsTotBytesAt12Mbps	437
wlanAPChNumAPs	466	wlanAPStatsTotBytesAt18Mbps	438
wlanAPChNumStations	462	wlanAPStatsTotBytesAt1Mbps	435
wlanAPChTotBytes	463	wlanAPStatsTotBytesAt24Mbps	438
wlanAPChTotFragmentedPkts	463	wlanAPStatsTotBytesAt2Mbps	436
wlanAPChTotPhyErrPkts	463	wlanAPStatsTotBytesAt36Mbps	438
wlanAPChTotPkts	463	wlanAPStatsTotBytesAt5Mbps	436
wlanAPChTotRetryPkts	463	wlanAPStatsTotBytesAt6Mbps	437
wlanAPCurrentChannel	426	wlanAPStatsTotBytesAt9Mbps	440
wlanAPdot11aAntennaGain	404	wlanAPStatsTotCtrlBytes	459
wlanAPdot11gAntennaGain	404	wlanAPStatsTotCtrlPkts	459
wlanAPEnet1Mode	404	wlanAPStatsTotDABroadcastBytes	457
wlanAPESSID	415	wlanAPStatsTotDABroadcastPkts	456
wlanAPEExternalAntenna	406	wlanAPStatsTotDAMulticastBytes	457
wlanAPFloor	406	wlanAPStatsTotDAMulticastPkts	457
wlanAPFrameBandwidthRate	429	wlanAPStatsTotDataBytes	459
wlanAPFrameFragmentationRate	429	wlanAPStatsTotDataPkts	459
wlanAPFrameLowSpeedRate	428	wlanAPStatsTotDAUnicastBytes	457
wlanAPFrameNonUnicastRate	429	wlanAPStatsTotDAUnicastPkts	457
wlanAPFrameRetryErrorRate	429	wlanAPStatsTotMgmtBytes	458
wlanAPFrameRetryRate	428	wlanAPStatsTotMgmtPkts	458
wlanAPGroup	401	wlanAPStatsTotPktsAt11Mbps	436
wlanAPGroupName	403	wlanAPStatsTotPktsAt12Mbps	437
wlanAPIpAddress	403	wlanAPStatsTotPktsAt18Mbps	437
wlanAPIpsecMode	405	wlanAPStatsTotPktsAt1Mbps	435
wlanAPLoc	406	wlanAPStatsTotPktsAt24Mbps	438
wlanAPLocation	405	wlanAPStatsTotPktsAt2Mbps	435

wlanAPStatsTotPktsAt36Mbps	438
wlanAPStatsTotPktsAt5Mbps	436
wlanAPStatsTotPktsAt6Mbps	437
wlanAPStatsTotPktsAt9Mbp	439
wlanAPStatus	406
wlanAPTxBytes	427
wlanAPTxDeauthentications	427
wlanAPTxPkts	426
wlanAPUnprovisioned	407
wlanAPUpTime	405
wlanESSID	419
wlanESSIDEncryptionType	420
wlanESSIDNumAccessPointsDown	419
wlanESSIDNumAccessPointsUp	419
wlanESSIDNumStations	419
wlanESSIDVLANId	420
wlanESSIDVLANPoolStatus	421
wlanStaAccessPointESSID	424
wlanStaApBssid	422
wlanStaAssociationID	424
wlanStaChannel	423
wlanStaChannelNum	468
wlanStaCtrlPkts	470
wlanStaDataPkts	470
wlanStaFrameBandwidthRate	473
wlanStaFrameFragmentationRate	472
wlanStaFrameLowSpeedRate	472
wlanStaFrameNonUnicastRate	472
wlanStaFrameRetryErrorRate	473
wlanStaFrameRetryRate	472
wlanStaIsAssociated	422
wlanStaIsAuthenticated	422
wlanStaNumAuthRequests	471
wlanStaPhyAddress	422
wlanStaPhyNumber	424
wlanStaPhyType	422
wlanStaRSSI	424
wlanStaRxBCastBytes	469
wlanStaRxBBytes	469
wlanStaRxDAuthentications	471
wlanStaRxBMCastBytes	470
wlanStaRxBPkts	469
wlanStaTransmitRate	423
wlanStaTxBCastPkts	469
wlanStaTxBytes	468
wlanStaTxDeauthentications	471
wlanStaTxMCastPkt	470
wlanStaTxPkts	468
wlanStaUpTime	424
wlanStaVLANId	423
wlanStaVOIPProtocol	423
wlanStaVOIPState	423
wlsxLicenseDaysRemaining	243
wlsxSlotNumber	243
wlsxSysExtCardEntry	263
wlsxSysExtCardTable	262
wlsxSysExtFanEntry	266
wlsxSysExtFanTrayAssemblyNumber	256
wlsxSysExtHostname	254
wlsxSysExtLicenseEntry	270
wlsxSysExtMemoryEntry	261
wlsxSysExtMemoryTable	261
wlsxSysExtModelName	255
wlsxSysExtPowerSupplyEntry	267
wlsxSysExtPowerSupplyTable	266
wlsxSysExtProcessorEntry	258
wlsxSysExtStorageEntry	259
wlsxSysExtStorageTable	259
wlsxSysExtSwitchDate	255
wlsxSysExtSwitchIp	254
wlsxSysExtSwitchLicenseCount	256
wlsxSysExtSwitchLicenseTable	269
wlsxSysExtSwitchListEntr	268
wlsxSysExtSwitchMasterIp	255
wlsxSysExtSwitchRole	255
wlsxSysXMemoryEntry	214
wlsxSysXProcessorEntry	211
wlsxSysXStorageEntry	212
wlsxUserEntry	353
wlsxWlanAPBssidEntry	414
wlsxWlanAPChStatsEntry	462
wlsxWlanAPDTypeStatsEntry	456
wlsxWlanAPFrameTypeStatsEntry	458
wlsxWlanAPGroupEntry	401
wlsxWlanAPPktSizeStatsEntry	460
wlsxWlanAPRateStatsEntry	435
wlsxWlanAPStatsEntry	426
wlsxWlanESSIDEntry	418
wlsxWlanESSIDVLANPoolEntry	420
wlsxWlanESSIDVLANPoolTable	420
wlsxWlanRadioEntry	410
wlsxWlanStationEntry	421
wlsxWlanStationStatsEntry	468
wlsxWlanStationTable	421
wlsxWlanTotalNumAccessPoints	400
AOS-W 2.5	
wlanAPFrameReceiveErrorRate	430
wlanAPRxDataBytes	430
wlanAPRxDataPkts	430
wlanAPTxDDataBytes	431
wlanAPTxDDataPkts	431
wlsxSysExtControllerConfigID	257
wlsxSysExtIsMMSConfigUpdateEnabled	257
wlsxSysExtMMSConfigID	257
wlsxSysExtSwitchLastReload	257
AOS-W 3.1	
ArubaCallStates	289
ArubaCardType	283
ArubaConfigurationChangeType	288
ArubaConfigurationState	288
ArubaDot1dState	283
ArubaEncryptionMethods	282
ArubaESIServerMode	284
ArubaFrameType	278
ArubaPhyType	278
ArubaVoiceCacBit	290

ArubaVoiceCdrDirection	290	wlanStaFrameRetryRate	472
ArubaVoipProtoco.	289	wlanStaIsAssociated.	422
ArubaVoipRegState.	289	wlanStaIsAuthenticated.	422
lanStaFrameNonUnicastRate	472	wlanStaNumAssocRequests	471
lsxCTSTransferSucceeded.	338	wlanStaNumAuthRequests	471
lsxEsiServerChanged	341	wlanStaRxBCastBytes	469
lsxMonEventCountEntry	193	wlanStaRxBytes	469
lsxVoiceCurrentNumCdr	310	wlanStaRxDeauthentications	471
lsxWlanStationStatsEntry	468	wlanStaRxMCastBytes.	470
mobilityDomainIsExclusive.	125	wlanStaTxBCastPkts	469
monAPFrameReceiveErrorRate	149	wlanStaTxBytes	468
monAPFrameRetryErrorRate	148	wlanStaTxDeauthentication	471
monAPInfoConfidence	189	wlanStaTxMCastPkts.	470
monAPInfoMatchType	189	wlanStaTxPkts	468
monEventCount.	194	wlsxAdhocNetworkBridgeDetectedAP	345
monEventID.	193	wlsxAdhocNetworkBridgeDetectedSta.	345
monStaFrameReceiveErrorRate	167	wlsxAPBssidEntryChanged.	339
onAPInfoMatchMethod	189	wlsxAPEntryChanged	340
wlanAPChannelErrorRate	430	wlsxAPRadioEntryChanged	339
wlanAPChannelNumber	462	wlsxConfigurationLicenseMismatch	346
wlanAPChannelThroughput.	428	wlsxConfigurationUpdateError	338
wlanAPChBusyRate	466	wlsxConfigurationUpdateSucceeded.	339
wlanAPChCoverageIndex	464	wlsxCTSTransferError.	338
wlanAPChFrameBandwidthRate	466	wlsxDisconnectStationAttackAP	345
wlanAPChFrameFragmentationRate	465	wlsxDisconnectStationAttackSta.	345
wlanAPChFrameLowSpeedRate	465	wlsxGlobalConfigurationChangeNotification.	339
wlanAPChFrameNonUnicastRate.	465	wlsxInterferingApDetected	337
wlanAPChFrameReceiveErrorRate	467	wlsxLicenseEntryChanged	341
wlanAPChFrameRetryErrorRate	466	wlsxMonAPEntryChanged.	341
wlanAPChInterferenceIndex.	464	wlsxMonStationEntryChanged.	341
wlanAPChNoise.	464	wlsxNAccessPointIsDown.	325
wlanAPChNumAPs	466	wlsxNAccessPointIsUp	325
wlanAPCurrentChannel	426	wlsxNAuthMaxAclEntries	322
wlanAPFQLN	408	wlsxNAuthMaxBWCContracts	322
wlanAPFQLNBuilding.	407	wlsxNAuthMaxUserEntries.	322
wlanAPFQLNCampus.	408	wlsxNAuthServerIsDown	338
wlanAPFQLNFloor	407	wlsxNAuthServerIsUp	322
wlanAPFrameBandwidthRate	429	wlsxNAuthServerReqTimedOut	322
wlanAPFrameFragmentationRate.	429	wlsxNAuthServerTimedOut	322
wlanAPFrameLowSpeedRate	428	wlsxNChannelChanged	326
wlanAPFrameNonUnicastRate	429	wlsxNCoverageHoleDetected.	325
wlanAPFrameRetryErrorRate	429	wlsxNDBCCommunicationFailure	326
wlanAPFrameRetryRate.	428	wlsxNFanFailure.	323
wlanAPNumClients.	426	wlsxNFanTrayInserted.	325
wlanAPRxDeauthentications.	428	wlsxNFanTrayRemoved.	324
wlanAPRxPkts.	427	wlsxNGBICInserted	324
wlanAPTxBBytes	427	wlsxNIpSpoofingDetected.	326
wlanAPTxDauthentication.	427	wlsxNLCInserted	323
wlanAPTxBPkts	426	wlsxNLCRemoved	325
wlanESSID	419	wlsxNLicenseExpiry.	327
wlanESSIDNumAccessPointsDown.	419	wlsxNLowMemory	324
wlanESSIDNumAccessPointsUp.	419	wlsxNLowOnFlashSpace	324
wlanStaChannelNum	468	wlsxNOutOfRangeTemperature	323
wlanStaDataPkt.	470	wlsxNOutOfRangeVoltage.	323
wlanStaFrameBandwidthRate.	473	wlsxNPowerSupplyFailure	323
wlanStaFrameFragmentationRate	472	wlsxNProcessDied	324
wlanStaFrameLowSpeedRate	472	wlsxNProcessExceedsMemoryLimits	324
wlanStaFrameRetryErrorRate.	473		

wlsxNSCInserted	323	wlsxWindowsBridgeDetectedAP	344
wlsxNStationAddedToBlackList	326	wlsxWindowsBridgeDetectedSta	344
wlsxNStationRemovedFromBlackList	326	AOS-W 3.1.0.3	
wlsxNUserAuthenticationFailed	321	PwlsxCtsOpcod	98
wlsxNUserEntryAuthenticated	321	wlsxCtsCookie	99
wlsxNUserEntryDeAuthenticated	321	wlsxCtsFlags	99
wlsxNUserEntryDeleted	321	wlsxCtsIndex	98
wlsxPortEntryChanged	340	wlsxCtsOpcode	98
wlsxSignAPAirjack	343	wlsxCtsRequestEntry	98
wlsxSignAPAsleep	342	wlsxCtsStatus	99
wlsxSignAPDeauthBcast	344	wlsxCtsURL	99
wlsxSignAPNetstumbler	342	AOS-W 3.2	
wlsxSignAPNullProbeResp	343	ArubaMeshRole	290
wlsxSignStaAirjack	343	ifExtVlanInterfaceIpIgmpp Snooping	117
wlsxSignStaAsleep	342	ifExtVlanInterfaceIpNatInside	116
wlsxSignStaDeauthBcast	344	ifExtVlanInterfaceIpRouting	116
wlsxSignStaNetstumbler	342	nUserAuthServerName	355
wlsxSignStaNullProbeResp	343	nUserBWContractId	358
wlsxSuspectUnsecureAPDetected	346	nUserBWContractName	357
wlsxSuspectUnsecureAPResolved	346	nUserBWContractUsage	358
wlsxSwitchListEntryChanged	340	nUserDNBWContractId	361
wlsxSysExtAPBssidTableGenNumber	275	nUserDNBWContractName	360
wlsxSysExtAPRadioTableGenNumber	275	nUserDNBWContractUsage	360
wlsxSysExtAPTableGenNumber	275	nUserExtVPNAddress	355
wlsxSysExtLicenseTableGenNumber	276	nUserMobilityDomainName	359
wlsxSysExtMMSCompatLevel	257	nUserMobilityStatus	356
wlsxSysExtMonAPTableGenNumber	276	nUserPhyType	359
wlsxSysExtPortTableGenNumber	275	nUserUPBWContractId	360
wlsxSysExtSwitchListTableGenNumber	275	nUserUPBWContractName	359
wlsxSysExtUserTableGenNumber	274	nUserUPBWContractUsage	360
wlsxSysExtVlanInterfaceTableGenNumber	276	oiceCdrHandovers	384
wlsxSysExtVlanTableGenNumber	276	voiceAPBssid100Sent	393
wlsxTrapConfidenceLevel	310	voiceAPBssid503Sent	393
wlsxTrapConfigurationId	308	voiceAPBssidCacFlag	394
wlsxTrapConfigurationState	308	voiceAPBssidCallsNoe	395
wlsxTrapCTSTransferType	308	voiceAPBssidCallsSCCP	394
wlsxTrapCTSURL	308	voiceAPBssidCallsSIP	394
wlsxTrapGlobalConfigObj	309	voiceAPBssidCallsSVP	395
wlsxTrapLicenseId	310	voiceAPBssidCallsVocera	395
wlsxTrapMissingLicenses	310	voiceAPBssidEssid	395
wlsxTrapTableEntryChangeType	309	voiceAPBssidExtraCallDisc	393
wlsxTrapTableGenNumber	309	voiceAPBssidFlag	392
wlsxTrapTunnelId	310	voiceAPBssidGroup	391
wlsxTrapTunnelStatus	311	voiceAPBssidIp	392
wlsxTrapTunnelUpReason	311	voiceAPBssidKickedOff	393
wlsxTrapUpdateFailedObj	309	voiceAPBssidName	391
wlsxTrapUpdateFailureReason	309	voiceAPBssidTotCalls	392
wlsxTunnelDown	347	voiceAPBssidTotVoiceClients	394
wlsxTunnelUp	346	voiceAPBssidTspecDenied	394
wlsxUnsecureAPDetected	327	voiceAPBssidUpTime	393
wlsxUserEntryChanged	339	voiceAPBssidVoiceType	392
wlsxUserSessionTimeCount	362	voiceCallCtrsAborted	385
wlsxUserSessionTimeEntry	362, 363, 364	voiceCallCtrsActive	386
wlsxUserSessionTimeLength	362	voiceCallCtrsBusy	386
wlsxVlanEntryChanged	340	voiceCallCtrsDecline	387
wlsxVlanInterfaceEntryChanged	340	voiceCallCtrsFailed	385
wlsxVoiceCdrBufferThresholdReached	346	voiceCallCtrsMisc	387
wlsxWindowsBridgeDetected	341	voiceCallCtrsNotFnd	386

voiceCallCtrsOrig	386	wlsxMeshNodeCluster	121
voiceCallCtrsRecvd	386	wlsxMeshNodeHopCoun	122
voiceCallCtrsRejected	385	wlsxMeshNodeLinkCost	122
voiceCallCtrsReqTerm	387	wlsxMeshNodeNodeCost	122
voiceCallCtrsSuccess	385	wlsxMeshNodeParent	121
voiceCallCtrsTotal	385	wlsxMeshNodePathCost	121
voiceCallCtrsUnauth	387	wlsxMeshNodeRfBan	121
voiceCdrApMac	383	wlsxMeshNodeTotal	120
voiceCdrApName	383	wlsxMeshRole	120
voiceCdrApSwitchDelay	382	wlsxVoiceAPBssidEntry	391
voiceCdrBssid	383	wlsxVoiceAPBssidTotal	390
voiceCdrCodec	383	wlsxVoiceCdrEntry	380
voiceCdrDialNum	381	wlsxVoiceClientEntry	388
voiceCdrDir	381	wlsxVoiceClientTable	388
voiceCdrDuration	382	wlsxVoiceClientTotal	388
voiceCdrEssid	383	wlsxWlanESSIDEntry	418
voiceCdrId	380	AOS-W 3.3	
voiceCdrIp	380	ArubaHTExtChannel	279
voiceCdrMac	380	ArubaHTMode	278
voiceCdrMOS	384	IPv6 Authentication Traps	251
voiceCdrName	380	monAPInfoHTMode	189
voiceCdrOrigTime	381	monStaInfoHTMode	193
voiceCdrReason	382	monStaRxHTBytes	195
voiceCdrRValue	382	monStaRxHTPkts	195
voiceCdrSetupTime	381	monStaTxHTBytes	195
voiceCdrStatus	382	monStaTxHTPkts	194
voiceCdrTeardownTime	381	nUser6ApBSSID	369
voiceClientContactName	389	nUser6ApLocation	369
voiceClientEssid	389	nUser6AssignedVLAN	371
voiceClientIp	388	nUser6AuthenticationMethod	368
voiceClientProtocol	389	nUser6AuthServerName	369
voiceClientRegState	389	nUser6BWContractId	371
voiceClientServerName	389	nUser6BWContractName	371
voiceClientTunnelId	390	nUser6BWContractUsage	371
voiceClientVlanId	390	nUser6ConnectedPort	372
wlanAPAltitude	408	nUser6ConnectedSlot	372
wlanAPBssidMode	416	nUser6CurrentVLAN	372
wlanAPBssidNumAssociatedStations	417	nUser6DefaultVLAN	371
wlanAPLongitude	408	nUser6DNBWContractId	374
wlanAPMeshRole	409	nUser6DNBWContractName	374
wlanAPMonitorMode	407	nUser6DNBWContractUsage	374
wlanAPRadioBearing	412	nUser6ExtVPNAddress	369
wlanAPRadioChannel	410	nUser6HomeAgentIpAddress	370
wlanAPRadioNumber	410	nUser6HomeVLAN	370
wlanAPRadioTiltAngle	412	nUser6HTMode	374
wlanAPRadioTransmitPower	411	nUser6IpAddress	368
wlanAPRxDataBytes	430	nUser6IsOnHomeAgent	370
wlanAPRxDataBytes64	431	nUser6IsProxyArpEnabled	372
wlanAPRxDataPkts	430	nUser6IsWired	372
wlanAPRxDataPkts64	431	nUser6MobilityDomainName	373
wlanAPTxDatByte	431	nUser6MobilityStatus	370
wlanAPTxDatBytes64	432	nUser6Name	368
wlanAPTxDatPkts	431	nUser6PhyAddress	367
wlanAPTxDatPkts64	431	nUser6PhyType	373
wlanStaFrameReceiveErrorRate	473	nUser6Role	368
wlanStaTxBCastBytes	473	nUser6SubAuthenticationMethod	369
wlsxCtsIndex	98	nUser6UPBWContractId	373
wlsxMeshNodeChildrenCount	121	nUser6UPBWContractName	373

nUser6UPBWContractUsage	373	wlanAPStatsTotPktsAtHT120Mbps	450
nUser6UpTime	368	wlanAPStatsTotPktsAtHT121dot5Mbps	451
nUserHTMode	361	wlanAPStatsTotPktsAtHT130Mbps	451
user6AuthenticationMethod	220	wlanAPStatsTotPktsAtHT135Mbps	452
user6BWContractName	221	wlanAPStatsTotPktsAtHT13dot5Mbps	441
user6BWContractUsage	222	wlanAPStatsTotPktsAtHT13Mbps	440
user6ConnectedPort	221	wlanAPStatsTotPktsAtHT150Mbps	452
user6ConnectedSlot	221	wlanAPStatsTotPktsAtHT15Mbps	441
user6ConnectedVlan	221	wlanAPStatsTotPktsAtHT162Mbps	453
user6IpAddress	219	wlanAPStatsTotPktsAtHT180Mbps	453
user6Location	220	wlanAPStatsTotPktsAtHT19dot5Mbps	442
user6Name	219	wlanAPStatsTotPktsAtHT216Mbps	454
user6PhyAddress	219	wlanAPStatsTotPktsAtHT240Mbps	454
user6Role	220	wlanAPStatsTotPktsAtHT243Mbps	454
user6ServerName	221	wlanAPStatsTotPktsAtHT26Mbps	442
user6UpTime	220	wlanAPStatsTotPktsAtHT270Mbps	455
wlanAPBssidHTChannel	418	wlanAPStatsTotPktsAtHT27Mbps	443
wlanAPBssidHTEExtChannel	418	wlanAPStatsTotPktsAtHT300Mbps	455
wlanAPBssidHTMode	417	wlanAPStatsTotPktsAtHT30Mbps	443
wlanAPRadioHTChannel	413	wlanAPStatsTotPktsAtHT39Mbps	444
wlanAPRadioHTEExtChannel	413	wlanAPStatsTotPktsAtHT40dot5Mbps	444
wlanAPRadioHTMode	413	wlanAPStatsTotPktsAtHT45Mbps	444
wlanAPStatsTotBytesAtHT104Mbps	449	wlanAPStatsTotPktsAtHT52Mbps	445
wlanAPStatsTotBytesAtHT108Mbps	450	wlanAPStatsTotPktsAtHT54Mbps	445
wlanAPStatsTotBytesAtHT117Mbps	450	wlanAPStatsTotPktsAtHT58dot5Mbps	446
wlanAPStatsTotBytesAtHT120Mbps	451	wlanAPStatsTotPktsAtHT60Mbps	446
wlanAPStatsTotBytesAtHT121dot5Mbps	451	wlanAPStatsTotPktsAtHT65Mbps	447
wlanAPStatsTotBytesAtHT130Mbps	452	wlanAPStatsTotPktsAtHT6dot5Mbp	440
wlanAPStatsTotBytesAtHT135Mbps	452	wlanAPStatsTotPktsAtHT78Mbps	447
wlanAPStatsTotBytesAtHT13dot5Mbps	441	wlanAPStatsTotPktsAtHT81Mbps	448
wlanAPStatsTotBytesAtHT13Mbps	440	wlanAPStatsTotPktsAtHT90Mbps	448
wlanAPStatsTotBytesAtHT150Mbps	453	wlsxHT40MHzIntoleranceAP	347
wlanAPStatsTotBytesAtHT15Mbps	441	wlsxHT40MHzIntoleranceSta	347
wlanAPStatsTotBytesAtHT162Mbps	453	wlsxHtGreenfieldSupported	347
wlanAPStatsTotBytesAtHT180Mbps	453	wlsxMonStationHTRateStatsEntry	194
wlanAPStatsTotBytesAtHT19dot5Mbps	442	wlsxSwitchUser6Entry	219
wlanAPStatsTotBytesAtHT216Mbps	454	wlsxTotalNumOfUsers6	366
wlanAPStatsTotBytesAtHT240Mbps	454	wlsxUser6AllInfoGroup	366, 494
wlanAPStatsTotBytesAtHT243Mbps	455	wlsxUser6AuthenticationFailed	252
wlanAPStatsTotBytesAtHT270Mbps	455	wlsxUser6EntryAuthenticated	251
wlanAPStatsTotBytesAtHT27Mbps	443	wlsxUser6EntryCreated	251
wlanAPStatsTotBytesAtHT300Mbps	456	wlsxUser6EntryDeAuthenticated	252
wlanAPStatsTotBytesAtHT30Mbps	443	wlsxUser6EntryDeleted	251
wlanAPStatsTotBytesAtHT39Mbps	444	wlsxUser6SessionTime	375
wlanAPStatsTotBytesAtHT40dot5Mbps	444	wlsxUser6SessionTimeLength	375
wlanAPStatsTotBytesAtHT45Mbps	445	wlsxUser6SessionTimeTable	375
wlanAPStatsTotBytesAtHT52Mbps	445	wlsxUser6Table	366
wlanAPStatsTotBytesAtHT54Mbps	446	AOS-W 3.3.0.0	
wlanAPStatsTotBytesAtHT58dot5Mbps	446	wlanStaHTMod	425
wlanAPStatsTotBytesAtHT60Mbps	447	AOS-W 3.4	
wlanAPStatsTotBytesAtHT65Mbps	447	wlsxNProcessExceedsMemoryLimits	324
wlanAPStatsTotBytesAtHT6dot5Mbps	440	wlsxTrapAPSerialNumber	311
wlanAPStatsTotBytesAtHT78Mbps	448	wlsxTraptimeStr	311
wlanAPStatsTotBytesAtHT81Mbps	448	AOS-W 3.4.1	
wlanAPStatsTotBytesAtHT90Mbps	449	wlsxNadhocNetwork	348
wlanAPStatsTotPktsAtHT104Mbps	449	wlsxNadhocNetworkBridgeDetectedAP	348
wlanAPStatsTotPktsAtHT108Mbps	449	wlsxNadhocNetworkBridgeDetectedSta	348
wlanAPStatsTotPktsAtHT117Mbps	450	wlsxNApOnBackupController	349

wlsxNAuthMaxXsecUserEntries	348	information	21
wlsxNAuthServerAllInService	348	MIB hierarchy	293
wlsxNConnectionResetWithLocal	349	switch trap notifications	244
wlsxNRapExpiredPSK	349	switch traps	238
wlsxNRapWarnExpiredPSK	349	types	21
wlsxNVpnMaxSessions	349	wlsx trap definitions	314
wlsxTrapBackupControllerIp	313	wlsx trap objects group	295
wlsxTrapMasterIp	312		
wlsxTrapMasterName	312	U	
wlsxTrapPrimaryControllerIp	313	user access	351
home agent	123		
I		V	
inform request	21	VLAN	105
		voice status	377
L		W	
Location		WMS	101, 397
user station	351	X	
M		xTrapLocalIp	312
mesh	119		
MIB files	23		
N			
network traffic	141		
P			
ping alarms	21		
pLocalName	313		
ports	105		
R			
resource usage	253		
roaming agent	123		
S			
Scan			
RF spectrum	35		
signal quality	197		
SNR	197		
switch	205, 365, 493		
synchronize	97		
T			
TC	277		
terminal server function	22		
Traffic			
redirect	101		
Traps			
access points	76		
hardware support	294		